

TEL AVIV UNIVERSITY
Pursuing the Unknown

Sackler Faculty of Medicine **Clinical Research 2018**

Sections

Cancer	6
Cardiovascular System	44
Digestive System	69
Endocrine Disease	95
Genetic Diseases & Genomics	111
Immunology & Hematology	130
Infectious Diseases	136
Musculoskeletal Disorders	147
Neurological & Psychiatric Diseases	157
Ophthalmology	194
Public Health	203
Reproduction	215
Stem Cells & Regenerative Medicine	221

Cover images (from bottom left, clockwise):

Image 1: Staining of a novel anti-frizzled7 monoclonal antibody directed at tumor stem Cells. Credit: Benjamin Dekel lab.

Image 2: Growing adult kidney spheroids and organoids for cell therapy. Credit: Benjamin Dekel lab.

Image 3 & 4: Vibrio proteolyticus bacteria infecting macrophages. Credit: Dor Salomon.

Image 5: K562 leukemia cells responding to complement attack (red-complement C9, green-mitochondrial stress protein mortalin) Credit: Niv Mazkereth, Zvi Fishelson.

Image 6: Cardiomyocyte proliferation in newborn mouse heart by phosphohistone 3 staining (purple). Credit: Jonathan Leor.

The Sackler Faculty of Medicine

The Sackler Faculty of Medicine is Israel's largest medical research and training complex. The Sackler Faculty of Medicine of Tel Aviv University (TAU) was founded in 1964 following the generous contributions of renowned U.S. doctors and philanthropists Raymond, and the late Mortimer and Arthur Sackler. Research at the Sackler Faculty of Medicine is multidisciplinary, as scientists and clinicians combine efforts in basic and translational research. Research is conducted in the laboratories on the TAU campus, and in the clinical facilities affiliated to the Faculty. The Faculty of Medicine includes the Sackler School of Medicine, the School of Health Professions, the School of Public Health, and the School of Dental Medicine. Education takes place in all these schools and in the Graduate School of Medicine, School of Continuing Medical Education, the New York State American Program and the B.Sc. Program in Medical Life Sciences. This network of preclinical and clinical teams helps realize the ultimate goals of the research: the basic understanding of human pathophysiology and the prevention, diagnosis and treatment of disease. The research of clinical faculty members from the Sackler School of Medicine are featured in this research brochure.

The Faculty of Medicine engages in joint teaching and research programs with nearly every faculty at TAU, including the Wise Faculty of Life Sciences, the Sagol School of Neuroscience, the Edmond J. Safra Bioinformatics Center, the TAU Center for Nanoscience and Nanotechnology, and the Edmond J. Safra Center for Ethics, and multi-nationally with schools, hospitals and research centers throughout the world. The Sackler faculty is known for research in the following areas: cancer biology, stem cells,

diabetes, neurodegenerative diseases, infectious diseases and genetic diseases, including but not limited to Alzheimer's disease, Parkinson's disease and HIV/AIDS. Physicians in 181 Sackler affiliated departments and institutes in 17 hospitals hold academic appointments at TAU. The Gitter-Smolarz Life Sciences and Medicine Library serves students and staff and is the center of a consortium of 15 hospital libraries.

The student body is made up of 750 Israeli students enrolled in the 6-year M.D. degree program, 300 American and Canadian students enrolled in a 4-year M.D. program chartered by the State of New York and accredited by the State of Israel, and a 4-year program for Israeli students for the M.D. degree, with 260 students. Approximately 200 students study dental medicine in a six-year program where they are awarded the D.M.D. degree and another 2,000 students are enrolled in the health professions programs where they will earn degrees in Communications Disorders, Nursing, Physical Therapy and Occupational Therapy. Sackler's Graduate School for Advanced Studies trains approximately 800 masters and doctoral level students in the biomedical disciplines, with a special emphasis on a multidisciplinary approach and application of fundamental knowledge to important biomedical problems.

The Sackler Faculty of Medicine is led by the Dean, Prof. Ehud Grossman; Vice Deans Prof. Karen Avraham, Prof. Iris Barshack, Prof. Moshe Phillip, Prof. Anat Lowenstein, Prof. Meir Lahav, Prof. Ami Fishman, Prof. Moshe Kotler, and Assistant to the Dean, Michal Gilboa.

Table of Contents

Cancer	6		
Prof. Nadir Arber, M.D., M.Sc., MHA	7	Dr. Nitsan Maharshak, M.D.	79
Dr. Shiran Shapira, Ph.D.	7	Prof. Raanan Shamir, M.D.	81
Dr. Osnat Ashur-Fabian, Ph.D.	11	Dr. Orith Waisbourd-Zinman, M.D.	81
Prof. Iris Barshack, M.D.	13	Prof. Oren Shibolet, M.D.	87
Dr. Yair Herishanu, M.D.	16	Dr. Chen Varol, Ph.D.	91
Prof. Shai Izraeli, M.D.	19	Dr. Isabel Zvibel, Ph.D.	93
Dr. Yehudit Birger, Ph.D.	19		
Dr. Ben Zion Katz, Ph.D.	23	Endocrine Disease	95
Dr. Guy Lahat, M.D.	25	Dr. Galia Gat-Yablonski, Ph.D.	96
Prof. Zvi Ram, M.D.	27	Prof. Moshe Phillip, M.D.	96
Dr. Ilan Volovitz, Ph.D.	27	Dr. Yehuda Kamari, M.D, Ph.D.	101
Dr. Yaacov Richard Lawrence, MBBS, MA, MRCP	29	Dr. Alicia Leikin-Frenkel, Ph.D.	103
Dr. Uri Amit, M.D., Ph.D.	29	Raoul Orvieto, M.D.	105
Dr. Raya Leibowitz-Amit, M.D, Ph.D.	32	Dr. Amir Tirosh, M.D. Ph.D.	109
Prof. Pia Raanani, M.D.	35		
Dr. Galit Granot, Ph.D.	35	Genetic Diseases & Genomics	111
Dr. Amir Shlomai, M.D., Ph.D.	37	Prof. Yair Anikster, M.D. Ph.D.	112
Prof. Amos Toren, M.D., Ph.D.	39	Prof. Gidi Rechavi, M.D., Ph.D.	116
Prof. Ido Wolf, M.D.	41	Prof. Annick Raas-Rothschild, M.D.	118
Dr. Tami Rubinek, Ph.D.	41	Prof. Orit Reish, M.D.	121
		Prof. Eli Sprecher, M.D., Ph.D.	123
Cardiovascular System	44	Dr. Ofer Sarig, Ph.D.	123
Prof. Ehud Grossman, M.D.	45	Prof. Sidi Yechezkel, M.D.	128
Dr. Avshalom Leibowitz, M.D.	45	Prof. Eli Schwartz, M.D.	128
Prof. Giris Jacob, M.D., D.Sc.	49	Dr. Avni Dror, Ph.D.	128
Prof. Dror Harats, M.D.	51		
Prof. Gad Keren, M.D.	54	Immunology & Hematology	130
Dr. Michal Entin-Meer, Ph.D.	54	Prof. Hannah Tamary, M.D.	131
Prof. Ran Kornowski, M.D., FESC, FACC	57	Prof. Raz Somech, M.D., Ph.D.	133
Prof. Jonathan Leor, M.D.	59		
Dr. Joseph Roitelman, Ph.D.	62	Infectious Diseases	136
Prof. Itzhak Shapira, M.D.	63	Dr. Ronen Ben-Ami, M.D.	137
Dr. Shani Shenhar-Tsarfaty, Ph.D.	63	Prof. Leonard Leibovici, M.D.	140
Prof. Sami Viskin, M.D.	66		
		Musculoskeletal Disorders	147
Digestive System	69	Dr. Ofir Chechik, M.D.	148
Prof. Ziv Ben-Ari, M.D.	70	Eran Maman, M.D.	148
Prof. Shomron Ben-Horin, M.D.	73	Oleg Dolkart, Ph.D.	148
Dr. Sigal Fishman, M.D.	75	Prof. Jeffrey Hausdorff, Ph.D.	150
Dr. Yael Haberman, M.D., Ph.D.	77		
		Neurological & Psychiatric Diseases	157
		Dr. Yuval Bloch, M.D.	158
		Dr. Silviu Brill, M.D.	160
		Prof. Nir Giladi, M.D.	162

Prof. Talma Hendler, M.D, Ph.D.	170
Prof. Carlos R. Gordon, M.D.	174
Prof. Doron Gothelf, M.D.	176
Dr. Yulia Lerner, Ph.D.	179
Dr. Shaul Lev-Ran, M.D.	181
Dr. Abigail Livny-Ezer, Ph.D.	184
Dr. Nicola Maggio, M.D., Ph.D.	186
Prof. Shimon Rochkind, MD., Ph.D.	189
Dr. Ariel Tankus, Ph.D.	192

Ophthalmology 194

Prof. Adiel Barak, M.D.	195
Dr. Aya Barzelay, M.D., Ph.D.	195
Prof. Anat Loewenstein, M.D.	197
Dr. Ygal Rotenstreich, M.D.	200
Dr. Ifat Sher, Ph.D.	200

Public Health 203

Prof. Gabriel Chodick, Ph.D., MHA	204
Prof. Lizy Fireman, Ph.D.	209
Prof. Varda Shalev, M.D., M.P.A.	212

Reproduction 215

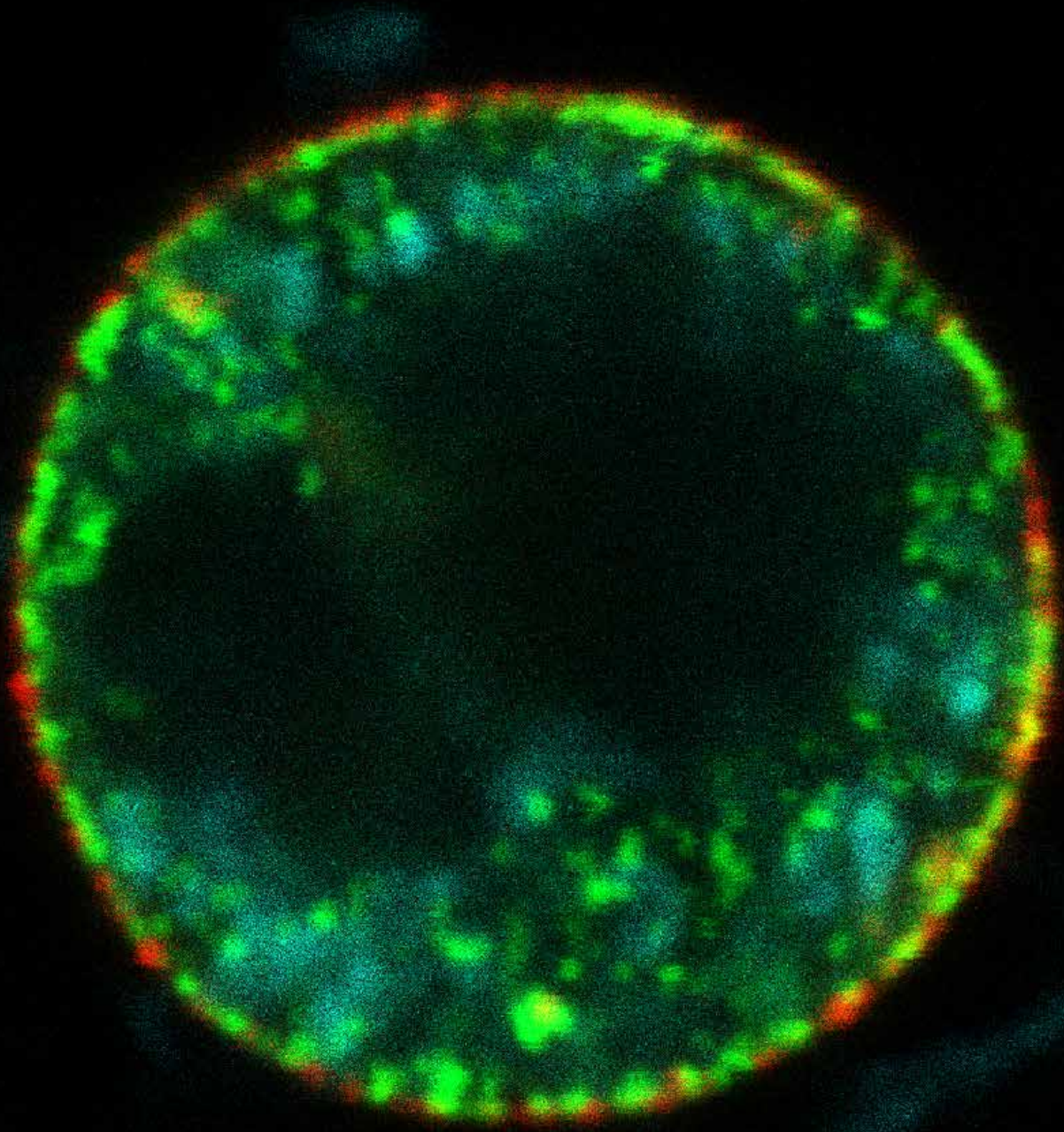
Prof. Ariel Hourvitz, M.D., MHA	216
Prof. Dror Meirow, M.D.	219

Stem Cells & Regenerative Medicine 221

Prof. Benjamin Dekel, M.D., Ph.D.	222
Dr. Shoshana Greenberger, M.D., Ph.D.	225
Prof. Dalit Ben Yosef, Ph.D.	227
Dr. Hadar Amir, M.D., Ph.D.	227
Dr. Yoav Mayshar, Ph.D.	227

Cancer

K562 leukemia cells responding to complement attack
(red-complement C9, green- Rab11, blue- mitochondria mitotracker)
Credit: Niv Mazkereth, Zvi Fishelson





Prof. Nadir Arber, M.D., M.Sc., MHA

Integrated Cancer Prevention Center
Djerassi Oncology Center
Tel Aviv Sourasky Medical Center



E-mail: nadira@tlvmc.gov.il
URL: <http://www.tasmc.org.il/Internalmed/ICPC/Pages/ICPC.aspx>



Dr. Shiran Shapira, Ph.D.

Head – Research Laboratory



shiransha@tlvmc.gov.il, shiran-shapira@gmail.com

Cancer Prevention Research Laboratory

Positions

Professor of Medicine & Gastroenterology

Yechiel and Helen Leiber Professor for Cancer Research

Chair, Israeli Gastroenterological Association

Head, Integrated Cancer Prevention Center, Tel Aviv Sourasky Medical Center

Head, Promotion Center and Integrated Cancer Prevention Center Head, Djerassi Oncology Center

Former head, Cancer Research Center, Tel Aviv University

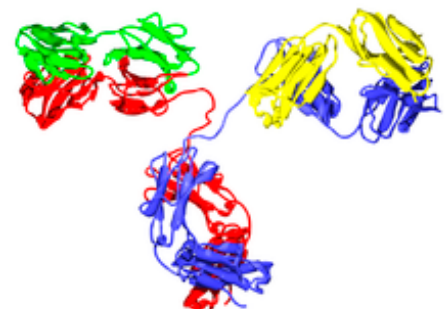
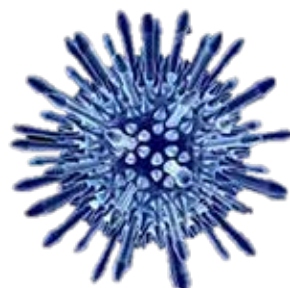
Former head, Dotan Center for Hemato-oncology, Tel Aviv University

Research

Laboratory of Molecular Biology – ICPC

The Integrated Cancer Prevention Center (ICPC) has diverse and broad experience in translational research focused on early detection, prevention and therapy of cancer, particularly in tumors of the gastrointestinal (GI) tract. The team is highly experienced in clinical studies, molecular epidemiology as well as in molecular and cell biology studies of cancer.

Currently, on-going researches at the ICPC focus on translational research, bridging between basic researches in the lab and clinicians and patients in the clinical center. The center has a long history of planning, developing, and conducting clinical trials, with a main focus on investigator-initiated and cooperative group trials investigating the activity of



drugs for the prevention and treatment of colorectal cancer (CRC).

Basic research takes place at the Laboratory of Molecular Biology, headed by Dr. Shiran Shapira, a senior scientist and member of the academic staff at Tel Aviv University. Dr. Shapira devotes herself to cancer research in the fields of early detection, prevention, and cancer therapy. She possesses extensive experience in wide range of biology areas with focusing on cancer research, biochemistry, molecular biology, signal transduction, antibody engineering, protein expression and purification and gene delivery.

Research Team

Prof. Nadir Arber, MD, MSc, MHA, Head of ICPC; Dr. Shiran Shapira, PhD, Head of Laboratory; Dina Kazanov, MSc; Dr. Eliezer Liberman, MD; Ilana Bostenai, PhD student; Ahmad Fokra, PhD student; Sally Zigdon, MSc; Lina Tiklan

Projects

1. Early detection – development of new methods for the early detection of CRC and colorectal adenomas as well as other types of solid and hematological cancers. The tested samples taken from humans, blood and urine.

2. Prevention – Serving as the PI of several international, multicenter trials in the prevention of GI tumors, and in particular sporadic and familial CRC.

3. Identifying high risk subjects through molecular epidemiology – We have identified a new polymorphism in the APC gene (E1317Q), which is more common in Sephardic Jews and Arabs and is associated with a HR of ~4. When it is combined with another polymorphisms in the CD24 gene (V248A) the OR is 7.8.

4. Detection of new oncogenes that play a role in the multistep process of CRC carcinogenesis.

The research team at the Laboratory of Molecular Biology has been exploring, for several years, the hypothesis that CD24 is a potential oncogene in GI malignancies and may serve as a biomarker and target for the treatment of cancer and cancer-related chronic inflammatory disorders such as, inflammatory bowel diseases (IBD).

5. Treatment - Development of novel therapeutic strategies for cancer treatment with a main focus on immunotherapy using humanized anti-CD24 monoclonal Abs, immunotoxin and bi-specific

6. Design of novel therapeutic agents targeting Ras and Wnt pathways that play an important role in GI carcinogenesis, based on gene therapy using adenoviruses and highly sophisticated viral vectors such as adenoviruses, lentiviruses and adeno-associated viruses.

7. Wound healing- CD24 may represent a novel clinical intervention strategy to accelerate the healing of wounds both acute and chronic injuries for patients. The proposed treatment may enable faster recovery from injuries while reducing the risk of infection, toxicity and other possible side

Publications

Bhala, N., Emberson, J., Merhi, A., Abramson, S., **Arber, N.**, Baron, JA., Bombardier, C., Cannon, C., Farkouh, ME., FitzGerald, GA., Goss, P., Halls, H., Hawk, E., Hawkey, C., Hennekens, C., Hochberg, M., Holland, LE., Kearney, PM., Laine, L., Lanasa, A., Lance, P., Laupacis, A., Oates, J., Patrono, C., Schnitzer, T.J., Solomon, S., Tugwell, P., Wilson, K., Wittes, J. & Baigent, C. Coxib and traditional NSAID Trialists' (CNT) Collaboration. Vascular and upper gastrointestinal effects of non-steroidal anti-inflammatory drugs: meta-analyses of individual participant data from randomised trials. *Lancet* 382, 769-779, (2013).

Boursi, B., Sella, T., Liberman, E., **Shapira, S.**, David, M., Kazanov, D., **Arber, N.** & Kraus, S. The APC p.I1307K polymorphism is a significant risk factor for CRC in average risk Ashkenazi Jews. *Eur J Cancer* 49, 3680-3685, (2013).

Kraus, S., Hummler, S., Toriola, AT., Poole, EM., Scherer, D., Kotzmann, J., Makar, KW., Kazanov, D., Galazan, L., Naumov, I., Coghill, AE., Duggan, D., Gigic, B., **Arber, N.** & Ulrich, CM. Impact of genetic polymorphisms on adenoma recurrence and toxicity in a COX2 inhibitor (celecoxib) trial: results from a pilot study. *Pharmacogenet Genomics* 23, 428-437, (2013).

Sella, T., Boursi, B., Gat-Charlap, A., Aroch, I., Liberman, E., Moshkowitz, M., Miller, E., Gur, E., Inbar, R., Blachar, A., Mabeesh, NJ., Rosenfeld, O., Sperber, F., Reiser, V., Kleinman, S., Jaffa, AJ., Bloch, M., Ormianer, M., Naumov, I., Kazanov, D., Kraus, S., Galazan, L. & **Arber, N.** One stop screening for multiple cancers: the experience of an integrated cancer prevention center. *Eur J Intern Med* 24, 245-249, (2013).

Moshkowitz, M., Toledano, O., Galazan, L., Hallak, A., **Arber, N.** & Santo, E. Incidence of colorectal

neoplasms among male pilots. *World J Gastroenterol*. 20 (27), 1007-9327, (2014).

Lisiansky, V., Kraus, S., Naumov, I., Kazanov, D., Naboichtchikov, I., Toledano, O., Leshno, M., Avivi, D., Dotan, I., **Arber, N.**, & Moshkowitz, M. Role of CD24 polymorphisms in the susceptibility to inflammatory bowel disease. *Intl J Biol Markers*. 29(1), 62 - 68, (2014).

Naumov, I., Zilberberg, A., **Shapira, S.**, Avivi, D., Kazanov, D., Rosin-Arbesfeld, R., **Arber, N.** & Kraus, S. CD24 Knockout Prevents Colorectal Cancer in Chemically Induced Colon Carcinogenesis and in APCMin /CD24 Double Knockout Transgenic Mice. *Int J Cancer*, 135, 1048-1059, (2014).

Sadot, E., Kraus, S., Stein, M., Naboishchikov, I., Toledano, O., Kazanov, D., **Arber, N.** & Kashtan, H. CD24 gene polymorphism a novel prognostic factor in esophageal cancer. *Int J Biol Markers*, 29(1), 49 - 54, (2014).

Kraus, S., Naumov, I., **Shapira, S.**, Kazanov, D., Aroch, I., Afek, A., Eisenberg, O., Goerge, J., **Arber, N.** & Finkelstein, A. Aspirin but not Meloxicam Attenuates Early Atherosclerosis in Apolipoprotein E Knockout Mice. *Isr Med Assoc J*, 16, 233-238, (2014).

Kaidre, B., Guionaud, S., Aras, G., **Arber, N.**, Badomon, L., Bamberger, U., Bratfalean, D., Brott, D., David, M., Doessegger, L., Firat, H., Ois Gallas, JF., Gutier, JC., Hoffman, P., Kraus, S., Padro, T., Saadon, D., Szczesny, P., Thomann, P., Vilahur, G., Lawton, M. & Cacoub P. Translation Strategy for the Qualification of Drug-induced Vascular Injury Biomarkers. *Toxicol Pathol*, 42, 658-671, (2014).

Bretz, NP., Salnikov, AV., Doberstein, K., Garbi, N., Kloess, V., Joumaa, S., Naumov, I., Boon, L., Moldenhauer, G., **Arber, N.** & Altevogt, P. Lack of CD24 expression in mice reduces the number of leukocytes in the colon. *Immunol Lett*, 161(1), 140-148, (2014).

Mikus M, Drobin K, Gry M, Bachmann J, Lindberg J, Yimer G, Aklillu E, Makonnen E, Aderaye G, Roach J, Fier I, Kampf C, Göpfert J, Perazzo H, Poynard T, Stephens C, Andrade RJ, Lucena MI, **Arber N**, Uhlén M, Watkins PB, Schwenk JM, Nilsson P, Schuppe-Koistinen I. Elevated levels of circulating CDH5 and FABP1 in association with human drug-induced liver injury. *Liver Int*. 2016 May 25. doi: 10.1111/liv.13174. [Epub ahead of print]

Moshkowitz, M., Fokra, A., Itzhak, Y., **Arber, N.** & Santo, E. Feasibility study of minimal prepared hydroflush screening colonoscopy. *United European Gastroenterology Journal*, 4(1):105-9, (2016).

Leshno, A., **Shapira, S.**, Liberman, E., Kraus, S., Srur, M., Harlap-Gat, A., Avivi, D., Galazan, L., David, M., Maharshak, N., Moanis, S., **Arber, N.** and Moshkowitz, M. The APC I1307K allele conveys a significant increased risk for cancer. *Int J Cancer*, 138(6):1361-7, (2016).

Leshno, A., Moshkowitz, M., David, M., Galazan, L., Neugut, Al., **Arber, N.** and Santo, I. Prevalence of colorectal neoplasms in young, average risk individuals: A turning tide between East and West. *World J Gastroenterol*, 22(32): 00000-0000, (2016)

Pillar, N., Isakov, O., Weissglas-Volkov, D., Botchan, S, Friedman, E, **Arber, N.**, Shomron, N. Actionable clinical decisions based on comprehensive genomic evaluation in asymptomatic adults. *Molecular Genetics & Genomic Medicine*, 3(5),433-9, (2015).

Kraus, S., Shapira, S., Kazanov, D., Naumov, I., Moshkowitz, M., Santo, E., Galazan, L., Geva, R., Shmueli, E., Hallack, A., **Arber, N.** Predictive Levels of CD24 in Peripheral Blood Leukocytes for the Early Detection of Colorectal Adenomas and Adenocarcinomas. *Disease Markers*, 2015:916098 (2015)

Kaplan, I., Naboichtchikov, I., Leshno, A., Moshkowitz, M., Shlomi, B., Kleinman, S., Dagan, Y., Galazan, L., Avivi, L., Kraus, S., **Arber, N.** Association of CD24 and the Adenomatous Polyposis Coli (APC) Gene Polymorphisms with Oral Lichen Planus. *Oral Surgery, Oral Medicine, Oral Pathology, Oral Radiology (TRIPLEO)*, 120(3):378-85 (2015)

Shamai, S., Naboichtchikov, I., Zigdon, S., Kraus, S., Kazanov, D., tzhak-Klutch, M., Eizner, C., **Arber, N.**, Geva, R. CD24 and APC genetic polymorphisms in pancreatic cancers as potential biomarkers for clinical outcome. *PLoS One*, 10(9):e0134469 (2015)

Shapira, S., Ben-Amotz, O., Sher, O., Kazanov, D., Mashiah, J., Kraus, S., Gur, E., **Arber, N.** Delayed Wound Healing in Heat Stable Antigen (HSA/CD24)-Deficient Mice. *PLoS One*, 10(10):e0139787 (2015)

Gluck, N., Shpak, B., Brun, R., Rösch, T., **Arber, N.**, Moshkowitz, M. A novel prepless X-ray imaging capsule for colon cancer screening. *Gut*, 65(3):371-3 (2015)

Kaplan I, Naboichtchikov I, Leshno A, Moshkowitz M, Shlomi B, Kleinman S, Dagan Y, Meshiach Y, Galazan L, **Arber N**, Avivi-Arber L, Kraus S. Association of CD24 and the adenomatous polyposis coli gene polymorphisms with oral lichen planus. *Oral Surg Oral Med Oral Pathol Oral Radiol*. 2015 Sep;120(3):378-85.

<p>Kraus S, Sion D, Arber N. Can We Select Patients for Colorectal Cancer Prevention with Aspirin? <i>Curr Pharm Des</i>. 2015;21(35):5127-34.</p> <p>Shapira S, Pleban S, Kazanov D, Tirosh P, Arber N. Terpinen-4-ol: A Novel and Promising Therapeutic Agent for Human Gastrointestinal Cancers. <i>PLoS One</i>. 2016 Jun 8;11(6):e0156540.</p> <p>Kimchy Y, Lifshitz R, Lewkowitz S, Bertuccio G, Arber N, Gluck N, Pickhardt PJ. Radiographic capsule-based system for non-cathartic colorectal cancer screening. <i>Abdom Radiol (NY)</i>. 2017 Jan 4.</p>	<p>2016-2017</p> <p>2016 – 2017</p> <p>2015-2017</p>	<p>Dotan, The Varda and Boaz Dotan research center in Hemato-Oncology, Tel Aviv University, Lentiviral gene-based therapy for hematological malignancies</p> <p>CBRC, Cancer Biology Research Center, Selective targeting of aberrant Cyclin D1-expressing cancer by a novel gene therapy approach</p> <p>ICRF, Israel Cancer Research Fund, Humanized anti-CD24 antibody; a potential biology tool for cancer immunotherapy</p>	
Grants			
<p>2016-2018</p> <p>2014-2017</p>	<p>Kamin Grant, The Industry Academy Programs of the Chief Scientist (OCS), Israeli Ministry of Industry and Trade, Delayed wound healing heat stabke (HSA/CD24) knockout mice</p> <p>ERA-Net on translational cancer research (TRANSCAN), Personalized prevention of colorectal neoplasia by use of genetic variability for the prediction of efficacy and toxicity of treatment with COX-2 inhibitors and aspirin", PREDICT</p>	<p>2016 – 2017</p> <p>2017-2018</p>	<p>Djerassi Elias for oncology, Development of a novel drug delivery strategy to treat lung cancer</p> <p>The Varda and Boaz DOTAN Research Center in Hemato-Oncology, Tel Aviv University, Targeting lymphoma with bispecific antibodies that simultaneously engage CD30 and CD24</p>



Dr. Osnat Ashur-Fabian, Ph.D.

Translational Oncology; Meir Medical Center
Department of Human Molecular Genetics and
Biochemistry, Sackler Faculty of Medicine



osnataf@gmail.com

Investigating Hormone Metabolism in Cancer

Positions

Senior Lecturer, Sackler Faculty of Medicine

Principle Investigator, Translational Oncology
Laboratory, Sapir Medical Center, Kfar- Saba

Research

Our research deals with the role of thyroid hormones in cancer progression and on the development of a novel class of targeted cancer therapy. A set of small molecules that specifically block the thyroid-cancer axis were developed. Our research group is the first to show the potent elimination of various cancer types by these novel drugs.

Publications

Ashur-Fabian O, Blumenthal DT, Bakon M, Nass D, Davis PJ and Hercbergs A. Long-term disease response in glioblastoma multiforme treated with medically induced hypothyroidism and chemotherapy:

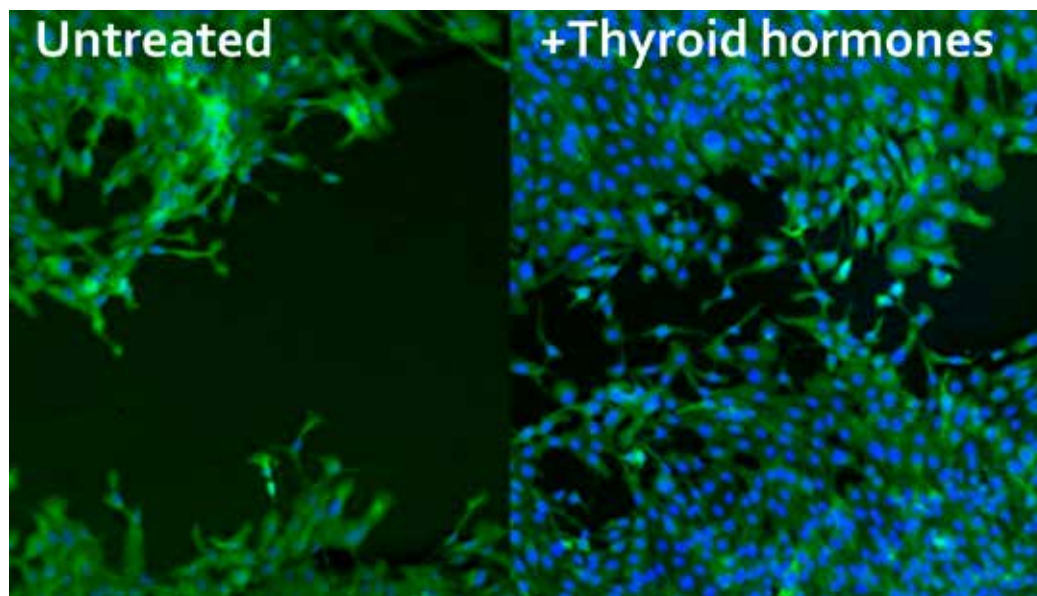
A case report and review of the literature. *Anticancer Drugs*. 24(3):315-23, 2013.

Avivi A, Nevo E, Cohen K, Hercbergs A, Band M, Davis PJ, Ellis M and **Ashur-Fabian O**. They live in the land down under: Metabolic adaptations in blind mole rats, Spalax. *Endocrine Research*. 39(1): 79-84, 2014.

Dror AA, Lenz DR, Shivatzki S, Cohen K, **Ashur-Fabian O**, Avraham KB. Atrophic thyroid follicles and inner ear defects reminiscent of cochlear hypothyroidism in Slc26a4-related deafness. *Mammalian Genome*, 25(7-8): 304-16, 2014.

Cohen K, Flint N, Shalev S, Erez D, Baharal T, Davis PJ, Hercbergs A, Ellis M and **Ashur-Fabian O**. Thyroid hormone regulates adhesion, migration and matrix metalloproteinase 9 activity via avb3 integrin in myeloma cells. *Oncotarget*, 5(15):6312-22, 2014.

Cohen K, Ellis M, Khoury S, Davis PJ, Hercbergs A and **Ashur-Fabian O**. Thyroid hormone effects on myeloma bone marrow and cell lines: avb3-integrin



Ovarian cancer cell proliferation and migration is enhanced by thyroid hormones

mediated signaling with relevance to the action of bortezomib. *Leuk & Lymph*, 20:1-8, 2015.

Davis PJ, Glinsky GV, Lin HY, Leith JT, Hercbergs A, Tang HY, **Ashur-Fabian O**, Incerpi S, Mousa SA. Cancer Cell Gene Expression Modulated from Plasma Membrane Integrin $\alpha\beta3$ by Thyroid Hormone and Nanoparticulate Tetrac. *Front Endocrinol (Lausanne)*. 5:1-7, 2015.

Hercbergs A, Johnson RE, **Ashur-Fabian O**, Garfield DH, Davis PJ. Medically Induced Euthyroid Hypothyroxinemia May Extend Survival in Compassionate Need Cancer Patients: An Observational Study. *The Oncologist*, 20(1):72-6, 2015.

Pereg D, Cohen K, Mosseri M, Berlin T, Steinberg DM, Ellis M and **Ashur-Fabian O**. Cell free expression of stress-inducible mRNA in the peripheral blood of acute myocardial infarction patients. *Journal of Arteriosclerosis and Thrombosis*, 22(9):981-98, 2015.

Fabian ID, Rosner M, Fabian I, Vishnevskia-Dai V, Zloto O, Shinderman E, Cohen K, Ellis M, Hung-Yun Lin, Hercbergs A, Davis PJ and **Ashur-Fabian O**. The Impact of Thyroid Hormone Levels on Survival in a Uveal Melanoma Murine Model. *Oncotarget*, 6(13): 6(13):11038-46, 2015

Shinderman-Maman E, Cohen K, Weingarten C, Nabriski D, Twito O, Baraf L, Hercbergs A, Davis PJ, Werner H, Ellis M and **Ashur-Fabian O**. The thyroid hormone- $\alpha\beta3$ integrin axis in ovarian cancer: Regulation of gene transcription and MAPK-dependent proliferation. *Oncogene*, 35(15):1977-87, 2016.

Yacobovich S, Tuchinsky L, Kirby M, Kardash T, Agranioni O, Neshet E, Redko B, Gellerman G, Tobi D, Gurova K, Koman I, **Ashur-Fabian O** and Pinhasov A. Novel synthetic cyclic integrin $\alpha\beta3$ binding peptide ALOS4: Antitumor activity in mouse melanoma models. *Oncotarget*, 7(39):63549-63560, 2016.

Ellis M, Stern O and **Ashur-Fabian O**. The double benefit of Spalax p53: surviving underground hypoxia while defying lung cancer cells in vitro via autophagy and caspase-dependent cell death. *Oncotarget*, 7(39):63242-63251, 2016.

Ellis M, Krashin E, Hamburger-Avnery O, Gan S, Elis A and **Ashur-Fabian O**. The anti-leukemic and lipid lowering effects of imatinib are not hindered by statins in CML: a retrospective clinical study and in vitro assessment of lipid-genes transcription. *Leuk. & Lymph*, 58(5):1172-1177, 2017.

Redko B, Tuchinsky H, Segal T, Tobi D, Luboshits G, **Ashur-Fabian O**, Pinhasov A, Gerlitz G, Gellerman G. Toward the development of a novel non-RGD cyclic peptide drug conjugate for treatment of human metastatic melanoma. *Oncotarget*. 8(1):757-768, 2017.

Shinderman-Maman E, Cohen K, Moskovich D, Hercbergs A, Werner H, Davis PJ, Ellis M, **Ashur-Fabian O**. Thyroid hormones derivatives reduce proliferation and induce cell death and DNA damage in ovarian cancer. *Scientific Reports* 28;7(1):16475, 2017.

Weingarten C, Jenudi Y, Tshuva RY, Moskovich D, Alfandari A, Hercbergs A, Davis PJ, Ellis M and **Ashur-Fabian O**. The interplay between epithelial-mesenchymal transition (EMT) and the thyroid hormones- $\alpha\beta3$ axis in ovarian cancer. *Hormones and Cancer*, 2017.

Krashin E, Ellis M, Cohen K, Viner M, Neumark E, Rashid G and **Ashur-Fabian O**. Chemical and Metabolic Profile of the Bone Marrow Interstitial Fluid in Plasma Cell Dyscrasias and Other Hematologic Disorders. *Hematological Oncology*, 2017.

Shinderman-Maman E, Weingarten C, Moskovich D, Werner H, Hercbergs A, Davis PJ, Ellis M, **Ashur-Fabian O**. Molecular insights into the transcriptional regulatory role of thyroid hormones in ovarian cancer. *Mol Carcinog*. 57(1):97-105, 2018.

Cohen K, Abadi U, Hercbergs A, Davis PJ, Ellis M, Ashur-Fabian O. The induction of myeloma cell death and DNA damage by tetrac, a thyroid hormone derivative. *Endocr Relat Cancer*. 25(1):21-34, 2018

Grants

2015-2018 The Varda and Boaz DOTAN Research Center in Hemato-Oncology, Tel Aviv University, Nuclear integrin in hematological malignancies.

2015-2017 KAMIN, The Israeli Ministry of Industry Trade & Labor. Novel photodynamic therapy in cancer.

2017-2018 NOFAR, The Israeli Ministry of Industry Trade & Labor. Development of DIO3 inhibitors in cancer.



Prof. Iris Barshack, M.D.

Department of Pathology
Sheba Medical Center, Tel-Hashomer



barshack@sheba.health.gov.il

Investigating Markers of Inflammation and of Neoplastic Processes for Diagnosis and Treatment

Positions

Professor of Pathology

Vice Dean, Head of School of Medicine, Sackler Faculty of Medicine, Tel Aviv University

Head, Department of Pathology

Co-director, Tumor Tissue Bank, Molecular Diagnostic Service, Precision Medicine Project (diagnostic service), Digital Pathology Project, Sheba Medical Center, Tel Hashomer

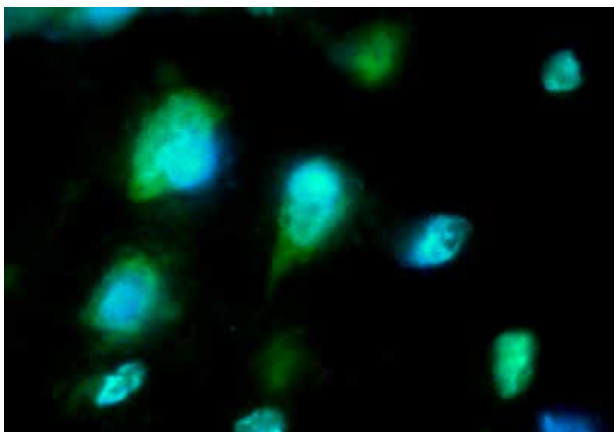
Research

The profession of Pathology encompasses three main constituents: diagnostics, teaching and research. Within the department, description, processing and examination of the macroscopic specimen is performed by the doctors of the department. The specimens undergo histochemical staining. If necessary for the sake of diagnosis, additional specialized histochemical and immunohistochemical stains are carried out. Furthermore, the department executes other techniques that enable precise

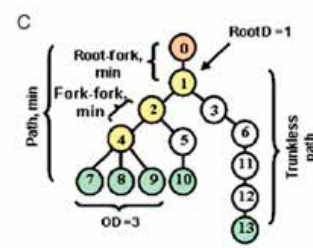
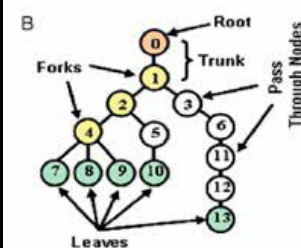
diagnosis such as: FISH, PCR, In-situ hybridization and Electron Microscopy visualization. The department delves in a large array of research projects with the cooperation of other departments within and outside of the hospital, and intrinsic research of the department itself.

The department encompasses a laboratory specific for histochemical staining, a laboratory for immunohistochemical staining that performs in-situ hybridization, as well as a laboratory for PCR, Electron Microscopy, FISH and for Molecular Pathology. Moreover, we are leading the tumor tissue bank of the Sheba Medical Center, and the Molecular Diagnostic Service of the Sheba Medical Center, using an advanced NGS platform for diagnostic and research purposes. We also perform on a routine and research basis immunohistochemical stainings and molecular methods for precision medicine and immunotherapy. Furthermore, the department includes an advanced system for photographing and processing both macroscopic and microscopic constituents, and leads the Digital Pathology Project of the Sheba medical Center.

A



B



Fish of miR124 in normal brain. B. B-cell clonal diversification and gut-lymph node trafficking in ulcerative colitis revealed using lineage tree analysis. *Eur J Immunol* 38: 2600-2609 (2008).

Another branch is that of independent research. One of the great accomplishments has been the conceptual implementation of the use of microRNAs to aid in the identification of different tissues and the application of this knowledge to identify metastases of unknown origin. In situ hybridization of microRNAs is an important methodology used in our research for studying the pathogenesis of inflammatory and of neoplastic processes. Another area of research in which the department is leading is the development of the technology of tissue microarrays. The department leads the investigation of inflammatory processes and lymphoproliferative tumors according to the production and study of heavy chain B lymphocytes within the tissue. In light of this investigation, the department received a number of important research grants.

Publications

- Tabibian-Keissar H, Schibby G, Michaeli M, Rakovsky-Shapira A, Azogui-Rosenthal N, Dunn-Walters DK, Rosenblatt K, Mehr R, **Barshack I**. PCR amplification and high throughput sequencing of immunoglobulin heavy chain genes from formalin-fixed paraffin-embedded human biopsies. *Exp Mol Pathol*. 2013;94(1):182-7.
- Semo J, Sharir R, Afek A, Avivi C, **Barshack I**, Maysel-Auslender S, Krelin Y, Kain D, Entin-Meer M, Keren G, George J. The 106b~25 microRNA cluster is essential for neovascularization after hindlimb ischaemia in mice. *Eur Heart J*. 2014;35(45):3212-23.
- Miller K, Clementi C, Polyak D, Eldar-Boock A, Benayoun L, **Barshack I**, Shaked Y, Pasut G, Satchi-Fainaro R. Poly(ethylene glycol)-paclitaxel-alendronate self-assembled micelles for the targeted treatment of breast cancer bone metastases. *Biomaterials*. 2013;34(15):3795-806.
- Gilam A, Edry L, Mamluk-Morag E, Bar-Ilan D, Avivi C, Golan D, Laitman Y, **Barshack I**, Friedman E, Shomron N. Involvement of IGF-1R regulation by miR-515-5p modifies breast cancer risk among BRCA1 carriers. *Breast Cancer Res Treat*. 2013;138(3):753-60.
- JSpector Y, Fridman E, Rosenwald S, Zilber S, Huang Y, **Barshack I**, Zion O, Mitchell H, Sanden M, Meiri E. Development and validation of a microRNA-based diagnostic assay for classification of renal cell carcinomas. *Mol Oncol*. 2013;7(3):732-8.
- Nemlich Y, Greenberg E, Ortenberg R, Besser MJ, **Barshack I**, Jacob-Hirsch J, Jacoby E, Eyal E, Rivkin L, Prieto VG, Chakravarti N, Duncan LM, Kallenberg DM, Galun E, Bennett DC, Amariglio N, Bar-Eli M, Schachter J, Rechavi G, Markel G. MicroRNA-mediated loss of ADAR1 in metastatic melanoma promotes tumor growth. *J Clin Invest*. 2013;123(6):2703-18.
- Vilboux T, Lev A, Malicdan MC, Simon AJ, Järvinen P, Racek T, Puchalka J, Sood R, Carrington B, Bishop K, Mullikin J, Huizing M, Garty BZ, Eyal E, Wolach B, Gavrieli R, Toren A, Soudack M, Atawneh OM, Babushkin T, Schiby G, Cullinane A, Avivi C, Polak-Charcon S, **Barshack I**, Amariglio N, Rechavi G, van der Werff ten Bosch J, Anikster Y, Klein C, Gahl WA, Somech R. A congenital neutrophil defect syndrome associated with mutations in VPS45. *N Engl J Med*. 2013;369(1):54-65.
- Erez N, Glanz S, Raz Y, Avivi C, **Barshack I**. Cancer associated fibroblasts express pro-inflammatory factors in human breast and ovarian tumors. *Biochem Biophys Res Commun*. 2013;437(3):397-402.
- Greenberg E, Besser MJ, Ben-Ami E, Shapira-Frommer R, Itzhaki O, Zikich D, Levy D, Kubi A, Eyal E, Onn A, Cohen Y, **Barshack I**, Schachter J, Markel G. A comparative analysis of total serum miRNA profiles identifies novel signature that is highly indicative of metastatic melanoma: a pilot study. *Biomarkers*. 2013;18(6):502-8.
- Damianovich M, Hout Siloni G, **Barshack I**, Simansky DA, Kidron D, Dar E, Avivi C, Onn A. Structural basis for hyperpermeability of tumor vessels in advanced lung adenocarcinoma complicated by pleural effusion. *Clin Lung Cancer*. 2013;14(6):688-98.
- Ben-Horin S, Polak-Charcon S, **Barshack I**, Picard O, Fudim E, Yavzori M, Avivi C, Mardoukh C, Shimoni A, Chowers Y, Maor Y. Celiac disease resolution after allogeneic bone marrow transplantation is associated with absence of gliadin-specific memory response by donor-derived intestinal T-cells. *J Clin Immunol*. 2013;33(8):1395-402.
- Tzameret A, Sher I, Belkin M, Treves AJ, Meir A, Nagler A, Levkovitch-Verbin H, **Barshack I**, Rosner M, Rotenstreich Y. Transplantation of human bone marrow mesenchymal stem cells as a thin subretinal layer ameliorates retinal degeneration in a rat model of retinal dystrophy. *Exp Eye Res*. 2014;118:135-44.
- Aviel-Ronen S, Soriano D, Shmuel E, Schonman R, Rosenblatt K, Zadok O, Vituri A, Seidman D, **Barshack I***, Cohen Y*. Surgically treated ovarian endometriosis association with BRCA1 and BRCA2 mutations. *Pathol Res Pract*. 2014;210(4):250-5. **Both authors equally supervised the manuscript.*
- Olteanu S, Kandel-Kfir M, Shaish A, Almog T, Shemesh S, **Barshack I**, Apte RN, Harats D, Kamari Y. Lack of interleukin-1 α in Kupffer cells attenuates

- liver inflammation and expression of inflammatory cytokines in hypercholesterolaemic mice. *Dig Liver Dis.* 2014;46(5):433-9.
- Ben-Ami Shor D, Blank M, Reuter S, Matthias T, Beiglass I, Volkov A, **Barshack I**, Shoenfeld Y. Anti-ribosomal -P antibodies accelerate lupus glomerulonephritis and induce lupus nephritis in naïve mice. *J Autoimmun.* 2014;54:118-26.
- Golan T, Atias D, **Barshack I**, Avivi C, Goldstein RS, Berger R. Ascites-derived pancreatic ductal adenocarcinoma primary cell cultures as a platform for personalised medicine. *Br J Cancer.* 2014;110(9):2269-76.
- Michaeli M, Tabibian-Keissar H, Schiby G, Shahaf G, Pickman Y, Hazanov L, Rosenblatt K, Dunn-Walters DK, **Barshack I***, Mehr R*. Immunoglobulin gene repertoire diversification and selection in the stomach - from gastritis to gastric lymphomas. *Front Immunol.* 2014 Jun 3;5:264. * *Both authors equally supervised the manuscript.*
- Ortenberg R, Galore-Haskel G, Greenberg I, Zamlin B, Sapoznik S, Greenberg E, **Barshack I**, Avivi C, Feiler Y, Zan-Bar I, Besser MJ, Azizi E, Eitan F, Schachter J, Markel G. CEACAM1 promotes melanoma cell growth through Sox-2. *Neoplasia.* 2014;16(5):451-60.
- Agmon-Levin N, Arango MT, Kivity S, Katzav A, Gilburd B, Blank M, Tomer N, Volkov A, **Barshack I**, Chapman J, Shoenfeld Y. Immunization with hepatitis B vaccine accelerates SLE-like disease in a murine model. *J Autoimmun.* 2014;54:21-32.
- Entin-Meer M, Levy R, Goryainov P, Landa N, **Barshack I**, Avivi C, Semo J, Keren G. The transient receptor potential vanilloid 2 cation channel is abundant in macrophages accumulating at the peri-infarct zone and may enhance their migration capacity towards injured cardiomyocytes following myocardial infarction. *PloS One.* 2014;9(8):e105055.
- Zippel D, Barlev H, Ortenberg R, **Barshack I**, Schachter J, Markel G. A longitudinal study of CEACAM1 expression in melanoma disease progression. *Oncol Rep.* 2015;33(3):1314-8.
- Carvalho S, Lindzen M, Lauriola M, Shirazi N, Sinha S, Abdul-Hai A, Levanon K, Korach J, **Barshack I**, Cohen Y, Onn A, Mills G, Yarden Y. An antibody to amphiregulin, an abundant growth factor in patients' fluids, inhibits ovarian tumors. *Oncogene.* 2016;35(4):438-47.
- Grossman C*, **Barshack I***, Bornstein G, Ben-Zvi I. Is temporal artery biopsy essential in all cases of suspected giant cell arteritis? *Clin Exp Rheumatol.* 2015;33(2 Suppl 89):84-9. * *both authors contributed equally to the manuscript*
- Kandel-Kfir M, Almog T, Shaish A, Shlomai G, Anafi L, Avivi C, **Barshack I**, Grosskopf I, Harats D, Kamari Y. Interleukin-1 α deficiency attenuates endoplasmic reticulum stress-induced liver damage and CHOP expression in mice. *J Hepatol.* 2015; 63(4):926-33.
- Svetlicky N, Kivity S, Odeh Q, Shovman O, Gertel S, Amital H, Gendelman O, Volkov A, **Barshack I**, Bar-Meir E, Blank M, Shoenfeld Y. Anti-citrullinated-protein-antibody-specific intravenous immunoglobulin attenuates collagen-induced arthritis in mice. *Clin Exp Immunol.* 2015; 182(3):241-50.
- Sarit Aviel-Ronen, Tami Rubinek, Oranit Zadok, Aya Vituri, Camila Avivi, Ido Wolf, **Barshack I**. Klotho expression in cervical cancer: differential expression in adenocarcinoma and squamous cell carcinoma. *J Clin Pathol.* 2016;69(1):53-7.
- Leibowitz A, Volkov A, Voloshin K, Shemesh C, **Barshack I**, Grossman E. Melatonin prevents kidney injury in a high salt diet-induced hypertension model by decreasing oxidative stress. *J Pineal Res.* 2016;60(1):48-54.
- Tabibian-Keissar H, Hazanov L, Schiby G, Rosenthal N, Rakovsky A, Michaeli M, Shahaf GL, Pickman Y, Rosenblatt K, Melamed D, Dunn-Walters D, Mehr R, **Barshack I**. Aging affects B-cell antigen receptor repertoire diversity in primary and secondary lymphoid tissues. *Eur J Immunol.* 2016;46(2):480-92.
- Aviel-Ronen S, Zadok O, Vituri A, Nass D, Schwartz I, Avivi C, **Barshack I**. α -methylacyl-CoA racemase (AMACR) expression in chordomas differentiates them from chondrosarcomas. *Sci Rep.* 2016;6:21277.
- Pozniak Y, Balint-Lahat N, Rudolph JD, Lindskog C, Katzir R, Avivi C, Pontén F, Ruppin E, **Barshack I**, Geiger T. System-wide clinical proteomics of breast cancer reveals global remodeling of tissue homeostasis. *Cell Syst.* 2016;2(3):172-84.
- Dror S, Sander L, Schwartz H, Sheinboim D, Barzilay A, Dishon Y, Apcher S, Golan T, Greenberger S, **Barshack I**, Malcov H, Zilberberg A, Levin L, Nessling M, Friedmann Y, Igras V, Barzilay O, Vaknine H, Brenner R, Zinger A, Schroeder A, Gonen P, Khaled M, Erez N, Hoheisel JD, Levy C. Melanoma miRNA trafficking controls tumour primary niche formation. *Nat Cell Biol.* 2016;18(9):1006-17.



Dr. Yair Herishanu, M.D.

Department of Hematology
Tel Aviv Sourasky Medical Center



yairh@tasmc.gov.il

Investigating the Microenvironment Interactions and B-cell Receptor Signaling in Chronic Lymphocytic Leukemia

Positions

Senior Lecturer, Sackler Faculty of Medicine

Head, CLL Service, Tel Aviv Sourasky Medical Center

Secretary, Israeli CLL Study Group

Committee Member, Israel Society of Hematology

Research

We study interactions between the CLL cells and the tissue microenvironment and explore new aspects of the B-cell receptor (BCR) signaling in CLL cells. Our previous work characterized distinct *in vivo* gene expression signatures of CLL cells derived from the different compartments of blood, bone marrow and lymph nodes. Recently, we have shown that SLP76, an adaptor protein of the T-cell receptor pathway,

is ectopically expressed in CLL cells and mediates alternative signaling downstream of the BCR (Figure). Our research is aimed to discover novel targets of therapy of CLL. Our group is well experienced in performing cell biology assays, flow cytometry and image analysis, protein analysis and gene silencing in primary CLL cells, and is highly skillful in studying signaling in CLL cells.

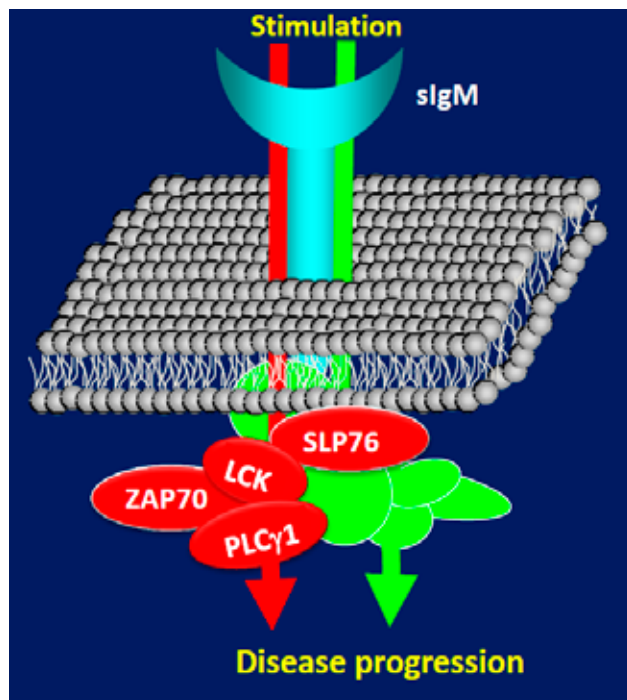
Publications

Herishanu Y, Kay S, Dezorella N, Baron S, Hazan-Halevy I, Trestman S, Perry C, Deutsch V, Polliack A, Naparstek E and Katz BZ. Intra-clonal diversity identified by CD19-mediated signaling correlates with disease progression in chronic lymphocytic leukemia. *J Immunol* 190:784-93, 2013.

Shvidel L, Tadmor T, Braester A, Bairey O, Rahimi-Levene N, **Herishanu Y**, Klepfish A, Shtalrid M, Berrebi A, Polliack A; Israeli CLL Study Group (ICLLSG). Pathogenes is, prevalence and prognostic significance of cytopenias in chronic lymphocytic leukemia (CLL): a retrospective comparative study of 213 patients from a national CLL database of 1518 cases. *Ann Hematol* 92:661-7, 2013.

Canaani J, Amit S, Ben-Ezra J, Sarid N, Lerman H, Polliack A, Naparstek E, **Herishanu Y**. Paradoxical immune reconstitution inflammatory syndrome (IRIS) associated with rituximab-containing regimen. *J Clin Oncol* 31:e178-80, 2013

Merkel D, Filanovsky K, Gafter-Gvili A, Vidal L, Aviv A, Gatt ME, Silbershatz I, **Herishanu Y**, Arad A, Tadmor T, Dally N, Nemets A, Rouvio O, Ronson A, Herzog-Tzarfati K, Akria L, Braester A, Hellmann L, Yeganeh S, Nagler A, Leiba R, Mittelman M and Ofra Y. Predicting infections in high-risk MDS/AML patients, treated with azacitidine: a retrospective multi-center study. *Am J Hematol* 88:130-4, 2013.



CLL cells ectopically express T-cell receptor associated signaling molecules, which potentiates their B-cell receptor responsiveness.

Tadmor T, Shvidel L, Aviv A, Ruchlemer R, Bairey O, Yuklea M, **Herishanu Y**, Braester A, Levene N, Vernea F, Ben-Ezra J, Bejar J and Polliack A. Significance of bone marrow reticulin fibrosis in chronic lymphocytic leukemia at diagnosis: a study of 176 patients with prognostic implications. *Cancer* 119:1853-9, 2013.

Herishanu Y, Kay S, Sarid N, Kohanbash P, Braunstein R, Rotman R, Deutsch V, Ben-Ezra J, Naparstek E, Perry C and Katz BZ. Absolute monocyte count dichotomizes chronic lymphocytic leukemia into high risk patients with immune dysregulation, disease progression and poor survival. *Leuk Res* 37:1222-8, 2013.

Sarid N, Eshel R, Rachamim E, Carmiel M, Kirgner I, Shpringer M, Trestman S, Perry C, Naparstek E, Polliack A and **Herishanu Y**. Jak-2 mutation: An aid in the diagnosis of occult myeloproliferative neoplasms in patients with major intra-abdominal vein thrombosis and normal blood counts. *Isr Med Assoc J* 15:698-700, 2013.

Perry C, Pick M, Bdolach N, Hazan-Halevi I, Kay S, Berr I, Reches A, **Herishanu Y** and Grisaru D. Endurance exercise diverts the balance between Th17 cells and regulatory T cell. *PLoS One* 9;8:e74722, 2013.

Herishanu Y, Katz BZ, Lipsky A and Wiestner A. Biology of chronic lymphocytic leukemia in different microenvironments: Clinical and therapeutic implications. *Hematol Oncol Clin North Am* 27:173-206, 2013.

Tadmor T, Shvidel L, Goldschmidt N, Ruchlemer R, Fineman R, Bairey O, Rahimi-Levene N, **Herishanu Y**, Yuklea M, Arad A, Aviv A, Polliack A. Hodgkin's variant of Richter transformation in chronic lymphocytic leukemia; A retrospective study from the Israeli CLL study group. *Anticancer Res* 34:785-90, 2014.

Shvidel L, Tadmor T, Braester A, Bairey O, Rahimi-Levene N, **Herishanu Y**, Klepfish A, Ruchlemer R, Berrebi A, Polliack A, on behalf of the Israeli CLL Study Group. Serum immunoglobulin levels have no prognostic significance in Binet stage A chronic lymphocytic leukemia: a study of 1247 cases from the Israeli CLL Study Group. *Eur J Haematol. Eur J Haematol* 93:29-33, 2014.

Binsky-Ehrenreich I, Marom A, Sobotta MC, Shvidel L, Berrebi A, Hazan-Halevy I, Kay S, Alosin A, Sagi I, Goldenberg DM, Leng L, Bucala R, **Herishanu Y**, Haran M, Shachar I. CD84 is a survival receptor for CLL. *Oncogene* 20;33:1006-16, 2014.

Tadmor T, Shvidel L, Bairey O, Goldschmidt N, Ruchlemer R, Fineman R, Rahimi-Levene N,

Herishanu Y, Yuklea M, Arad A, Aviv A, Polliack A; Richter's transformation to diffuse large B-cell lymphoma: a retrospective study reporting clinical data, outcome, and the benefit of adding rituximab to chemotherapy, from the Israeli CLL Study Group. Israeli CLL Study Group. *Am J Hematol* 89:E218-22, 2014.

Herishanu Y, Kay S, Joffe E, Ben-Ezra J, Baron S, Rotman R, Braunstein R, Dezorella N, Polliack A, Naparstek E, Perry C, Deutsch V, Katz BZ. Integration of automated morphological features resolves a distinct group of atypical chronic lymphocytic leukemias with chromosomal aberrations. *Leuk Res* 38:484-9, 2014.

Katz BZ, **Herishanu Y**. Therapeutic targeting of CD19 in hematological malignancies – past, present, future, and beyond. *Leuk Lymphoma* 55:999-1006, 2014.

Ofran Y, Filanovsky K, Gafter-Gvili A, Vidal L, Aviv A, Gatt ME, Silbershatzl, **Herishanu Y**, Arad A, Tadmor T, Dally N, Nemets A, Rouvio O, Ronson A, Herzog Tzarfati K, Akria L, Braester A, Hellmann I, Yeganeh S, Nagler A, Leiba R, Mittelman M, Merkel D. Higher infection rate after 7- compared with 5-day cycle of azacitidine in patients with higher-risk myelodysplastic syndrome. *Clin Lymphoma Myeloma Leuk* 15:e95-9, 2015.

Herishanu Y, Goldschmidt N, Bairey O, Ruchlemer R, Fineman R, Rahimi-Levene N, Shvidel L, Tadmor T, Ariel A, Braester A, Joffe E and Aaron Polliack. Efficacy and safety of frontline therapy with "FCR" regimen for chronic lymphocytic leukemia outside clinical trials: the Israeli CLL Study Group experience. *Haematologica* 100:662-9, 2015.

Sarid N, Kay S, Angel A, Trakhtenbrot L, Amit O, **Herishanu Y**, Perry C. diagnosis of relapsed burkitt's lymphoma in a urine sample: an unusual "FISHing" expedition. *Isr Med Assoc J* 17:648-9, 2015.

Herishanu Y and Katz BZ. Cryoglobulins mimicking platelet recovery in a mantle cell lymphoma patient treated with chemo-immunotherapy. *Blood* 125:1047, 2015.

Perry C, Lerman H, Joffe E, Sarid N, Amit O, Avivi I, Kesler M, Ben-Ezra J, Even-Sapir E and **Herishanu Y**. The value of PET-CT in detecting bone marrow involvement in patients with follicular lymphoma. *Medicine (Baltimore)* 95:e2910, 2015.

Dezorella N, Kay S, Baron S, Shapiro M, Porat Z, Naparstek E, Deutsch V, **Herishanu Y**, and Katz BZ. Measurement of lymphocyte aggregation by flow cytometry physiological implications in chronic

lymphocytic leukemia. *Cytometry B Clin Cytom* 90:257-66, 2016.

Sarid N, Joffe E, Polliack A, Avivi I, Perry C and **Herishanu Y**. Reduced-dose ICE chemotherapy \pm rituximab is a safe and effective salvage therapy for fit elderly patients with diffuse large B-cell lymphoma. *Leuk Lymphoma* 57:1633-9, 2016.

Gentile M, Zirlik K, Ciolli S, Francesca R, Mauro FR, Di Renzo N, Mastrullo L, Angrilli F, Molica S, Tripepi G, Specchia G, Di Raimondo F, Selleri C, Coscia M, Musso M, Orsucci L, Mannina D, Cimino G, Melpignano A, Ferrara F, **Herishanu Y**, et al. Bendamustine plus rituximab for untreated patients with Chronic Lymphocytic Leukemia: a multicenter, retrospective, real-life trial. *Eur J Cancer* 60:154-65, 2016.

Marom A, Barak AF, Kramer MP, Lewinsky H, Binsky-Ehrenreich I, Cohen S, Sitsou-Kampeli A, Kalchenko V, Kuznetsov Y, Mirkin V, Dezorella N, Shapiro M, Schwartzberg PL, Cohen Y, Shvidel L, Haran M, Becker-Herman S, **Herishanu Y**, Shachar I. CD84 mediates CLL-microenvironment interactions. *Oncogene*. 2016 Jul 25. [Epub ahead of print]

Dezorella N, Katz BZ, Shapiro M, Polliack A, Perry C and **Herishanu Y**. SLP76 integrates into the B-Cell

receptor signaling cascade in chronic lymphocytic leukemia cells and is associated with aggressive disease course. *Haematologica*. 2016 Jul 21. [Epub ahead of print]

Mittelman M, Filanovsky K, Ofran Y, Rosenbaum H, Raanani P, Braester A, Goldschmidt N, Kirgner I, **Herishanu Y**, Perri C, Ellis M, Oster HS; Israel Myelodysplastic Syndrome Working Group (MDS-WG). Azacitidine-lenalidomide (ViLen) combination yields a high response rate in higher risk myelodysplastic syndromes (MDS)-ViLen-01 protocol. *Ann Hematol* 95:1811-8, 2016.

Herishanu Y, Polliack A, Shenhar-Tsarfaty S, Weinberger R, Gelman R, Ziv-Baran T, Zeltser D, Shapira I, Berliner S, and Rogowski O. Increased serum C-reactive protein levels are associated with shorter survival and development of second cancers in chronic lymphocytic leukemia. *Ann Med*. 2016 Sep 5:1-22. [Epub ahead of print]

Grants

2014 – 2017 Novel signaling pathway in CLL-physiology and target for therapy. Dotan Grant for Hemato-Oncology.



Prof. Shai Izraeli, M.D.

Functional Genomics and Childhood Leukemia Research, Cancer Research Center, Sheba Medical Center; Department of Human Molecular Genetics & Biochemistry, Sackler Faculty of Medicine



shai.izraeli@sheba.health.gov.il
http://eng.sheba.co.il/Research_and_Development/Research_Center_of_Leukemia/



Dr. Yehudit Birger, Ph.D.

Lab Manager



Yehudit.Birger@sheba.health.gov.il

Basic and Translational and Research of Childhood Malignancies and Leukemia

Positions

Professor, Sackler Faculty of Medicine

Chair, MD-PhD program

Research

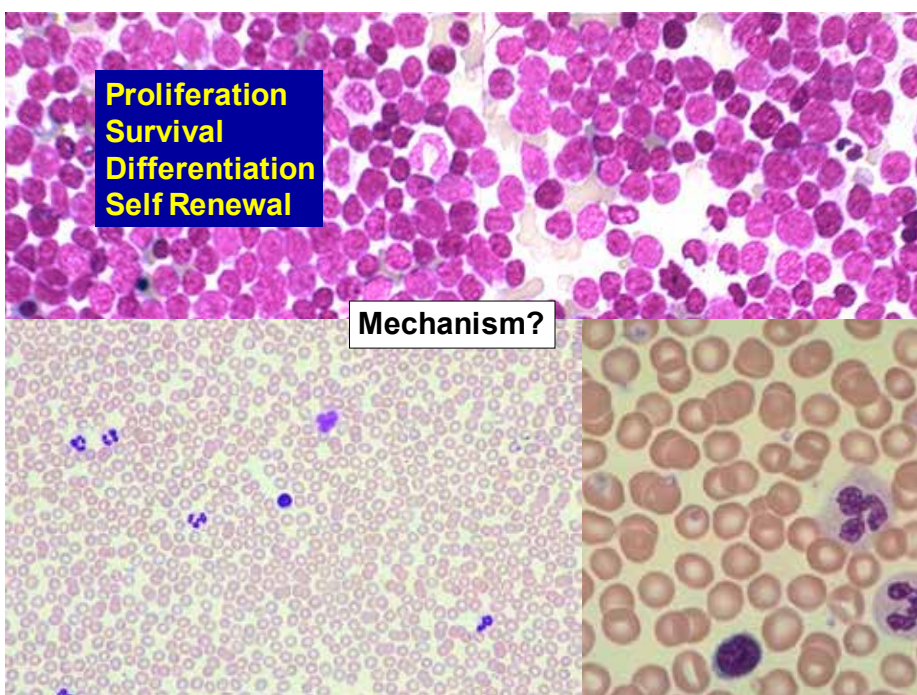
We focus on patient-driven basic research into the pathogenesis of childhood leukemia and cancer. We harness advanced molecular and cellular biology technologies utilizing in-vitro and in-vivo models with

the ultimate goal of improving the care of children with cancer.

Our research is divided into two major topics:

1. Basic, translational and clinical research of leukemia.
2. The role of SIL (STIL) protein in mitosis, centrosomal biology and cancer.

Cancer is the deadliest disease of children and leukemia is the most common childhood cancer.



Carboxypeptidase E (CPE), a novel Wnt inhibitor, is excluded from the colonic crypt bottom.

We are interested in the fundamental question how normal blood development is diverted into leukemia. What are the genetic and biochemical abnormalities that block cell differentiation, enhance proliferation and survival and confer the unique stem cell properties of self renewal to leukemia stem cells? We focus on chromosome 21 because of the mysterious association of leukemia with Down Syndrome. We utilize advanced genomic technologies, cell based assays of transformation of primary human and mouse stem cells, mouse models including transgenic, transplantation and explants of human leukemia. Our recent discoveries of the major involvement of the TSLP-IL7R-JAK2 pathway in leukemogenesis have lead to clinical trials with novel inhibitors of this pathway for high-risk leukemias in children and adults. The spread of leukemia to the brain is a major clinical problem as preventive therapy to the brain consisting of chemotherapy or irradiation causes long term side effects. We are therefore studying how leukemia cells spread to the central nervous system and developing mouse models to study this challenging problem.

We have discovered that SIL, a gene cloned from childhood leukemia, is required for centrosomal biogenesis and for survival of cancer cells. Targeting SIL by siRNA cause cancer cell death at mitotic entry in-vitro and in-vivo. Current research focuses on the fundamental role of the SIL protein in centrosome generation in normal and malignant cells and on developing approaches for its targeting for cancer therapy.

Publications

David, A., H. Amartely, N. Rabinowicz, M. Shamir, A. Friedler, and **S. Izraeli**. Molecular basis of the STIL coiled coil oligomerization explains its requirement for de-novo formation of centrosomes in mammalian cells. *Sci Rep*, 2016. **6**: 24296.

Townsend, E.C., M.A. Murakami, A. Christodoulou, **S. Izraeli**, ...J.C. Aster, M.A. Shipp, J.D. Griffin, and D.M. Weinstock. The public repository of xenografts enables discovery and randomized phase ii-like trials in mice. *Cancer Cell*, 2016. **29**: 574-86.

Williams, M.T., Y.M. Yousafzai, A. Elder, K. Rehe, S. Bomken, L. Frishman-Levy, S. Tavor, P. Sinclair, K. Dormon, D. Masic, T. Perry, V.J. Weston, P. Kearns, H. Blair, L.J. Russell, O. Heidenreich, J.A. Irving, **S. Izraeli**, J. Vormoor, G.J. Graham, and C. Halsey. The ability to cross the blood-cerebrospinal fluid barrier is a generic property of acute lymphoblastic leukemia blasts. *Blood*, 2016. **127**: 1998-2006.

Amar, D., T. Hait, **S. Izraeli**, and R. Shamir. Integrated analysis of numerous heterogeneous gene expression profiles for detecting robust disease-specific biomarkers and proposing drug targets. *Nucleic Acids Res*, 2015. **43**: 7779-89.

Bugarin, C., J. Sarno, C. Palmi, A.M. Savino, G. te Kronnie, M. Dworzak, A. Shumich, B. Buldini, O. Maglia, S. Sala, I. Bronzini, J.P. Bourquin, E. Mejstrikova, O. Hrusak, D. Luria, G. Basso, **S. Izraeli**, A. Biondi, G. Cazzaniga, G. Gaipa, and I.B.s. group. Fine tuning of surface CRLF2 expression and its associated signaling profile in childhood B-cell precursor acute lymphoblastic leukemia. *Haematologica*, 2015. **100**: e229-32.

Frishman-Levy, L., A. Shemesh, A. Bar-Sinai, C. Ma, Z. Ni, S. Frenkel, V. Muench, H. Bruckmueller, C. Vokuhl, K.M. Debatin, C. Eckert, M. Stanulla, M. Schrappe, K.S. Campbell, R. Loewenthal, D.M. Schewe, J. Hochman, L.H. Meyer, D. Kaufman, G. Cario, A. Porgador, and **S. Izraeli**. Central nervous system acute lymphoblastic leukemia: role of natural killer cells. *Blood*, 2015. **125**: 3420-31.

Lellouche, E., L.L. Israel, M. Bechor, S. Attal, E. Kurlander, V.A. Asher, A. Dolitzky, L. Shaham, **S. Izraeli**, J.P. Lellouche, and S. Michaeli. MagRET nanoparticles: An iron oxide nanocomposite platform for gene silencing from micrnas to long noncoding RNAs. *Bioconjug Chem*, 2015. **26**: 1692-701.

Mansour, M.R., C. Reed, A.R. Eisenberg, J.C. Tseng, J.C. Twizere, S. Daakour, A. Yoda, S.J. Rodig, N. Tal, C. Shochat, A. Berezovskaya, D.J. DeAngelo, S.E. Sallan, D.M. Weinstock, **S. Izraeli**, A.L. Kung, A. Kentsis, and A.T. Look. Targeting oncogenic interleukin-7 receptor signalling with N-acetylcysteine in T cell acute lymphoblastic leukaemia. *Br J Haematol*, 2015. **168**: 230-8.

Shaham, L., E. Vendramini, Y. Ge, Y. Goren, Y. Birger, M.R. Tijssen, M. McNulty, I. Geron, O. Schwartzman, L. Goldberg, S.T. Chou, H. Pitman, M.J. Weiss, S. Michaeli, B. Sredni, B. Gottgens, J.D. Crispino, J.W. Taub, and **S. Izraeli**. MicroRNA-486-5p is an erythroid oncomiR of the myeloid leukemias of Down syndrome. *Blood*, 2015. **125**: 1292-301.

Tursky, M.L., D. Beck, J.A. Thoms, Y. Huang, A. Kumari, A. Unnikrishnan, K. Knezevic, K. Evans, L.A. Richards, E. Lee, J. Morris, L. Goldberg, **S. Izraeli**, J.W. Wong, J. Olivier, R.B. Lock, K.L. MacKenzie, and J.E. Pimanda. Overexpression of ERG in cord blood progenitors promotes expansion and recapitulates molecular signatures of high ERG leukemias. *Leukemia*, 2015. **29**: 819-27.

Tal, N., C. Shochat, I. Geron, D. Bercovich, and **S. Izraeli**. Interleukin 7 and thymic stromal lymphopoietin: from immunity to leukemia. *Cell Mol Life Sci*, 2014. 71:365-78.

Sary, J., M. Zimmermann, M. Campbell, L. Castillo, E. Dibar, S. Donska, A. Gonzalez, **S. Izraeli**, D. Janic, J. Jazbec, J. Konja, E. Kaiserova, J. Kowalczyk, G. Kovacs, C.K. Li, E. Magyarosy, A. Popa, B. Stark, Y. Jabali, J. Trka, O. Hrusak, H. Riehm, G. Masera, and M. Schrappe. Intensive chemotherapy for childhood acute lymphoblastic leukemia: results of the randomized intercontinental trial ALL IC-BFM 2002. *J Clin Oncol*, 2014. 32:174-84.

Meissner, B., T. Bartram, C. Eckert, J. Trka, R. Panzer-Grumayer, I. Hermanova, E. Ellinghaus, A. Franke, A. Moricke, A. Schrauder, A. Teigler-Schlegel, P. Dorge, A. von Stackelberg, G. Basso, C.R. Bartram, R. Kirschner-Schwabe, B. Bornhauser, J.P. Bourquin, G. Cazzaniga, J. Hauer, A. Attarbaschi, **S. Izraeli**, M. Zaliova, G. Cario, M. Zimmermann, S. Avigad, M. Sokalska-Duhme, M. Metzler, M. Schrappe, R. Koehler, G. Te Kronnie, and M. Stanulla. Frequent and sex-biased deletion of SLX4IP by illegitimate V(D)J-mediated recombination in childhood acute lymphoblastic leukemia. *Hum Mol Genet*, 2014. 23:590-601.

Izraeli, S., A. Vora, C.M. Zwaan, and J. Whitlock. How I treat ALL in Down's syndrome: pathobiology and management. *Blood*, 2014. 123:35-40.

Izraeli, S., C. Shochat, N. Tal, and I. Geron. Towards precision medicine in childhood leukemia – Insights from mutationally activated cytokine receptor pathways in acute lymphoblastic leukemia. *Cancer Lett*, 2014. 352:15-20.

Buitenkamp, T.D., **S. Izraeli***, M. Zimmermann, E. Forestier, N.A. Heerema, M.M. van den Heuvel-Eibrink, R. Pieters, C.M. Korbijn, L.B. Silverman, K. Schmiegelow, D.C. Liang, K. Horibe, M. Arico, A. Biondi, G. Basso, K.R. Rabin, M. Schrappe, G. Cario, G. Mann, M. Morak, R. Panzer-Grumayer, V. Mondelaers, T. Lammens, H. Cave, B. Stark, I. Ganmore, A.V. Moorman, A. Vora, S.P. Hunger, C.H. Pui, C.G. Mullighan, A. Manabe, G. Escherich, J.R. Kowalczyk, J.A. Whitlock, and C.M. Zwaan*. Acute lymphoblastic leukemia in children with Down syndrome: a retrospective analysis from the Ponte di Legno study group. *Blood*, 2014. 123:70-7.

Amartely, H., A. David, M. Lebediker, H. Benyamini, **S. Izraeli**, and A. Friedler. The STIL protein contains intrinsically disordered regions that mediate its protein-protein interactions. *Chem Commun (Camb)*, 2014. 50:5245-7.

Yoshida, K., T. Toki, Y. Okuno, R. Kanezaki, Y. Shiraishi, A. Sato-Otsubo, M. Sanada, M.J. Park, K. Terui, H. Suzuki, A. Kon, Y. Nagata, Y. Sato, R. Wang, N. Shiba, K. Chiba, H. Tanaka, A. Hama, H. Muramatsu, D. Hasegawa, K. Nakamura, H. Kanegane, K. Tsukamoto, S. Adachi, K. Kawakami, K. Kato, R. Nishimura, **S. Izraeli**, Y. Hayashi, S. Miyano, S. Kojima, E. Ito, and S. Ogawa. The landscape of somatic mutations in Down syndrome-related myeloid disorders. *Nat Genet*, 2013. 45:1293-9.

Meyer, C., et al. **Izraeli, S.** et al and R. Marschalek. The MLL recombinome of acute leukemias in 2013. *Leukemia*, 2013. 27:2165-76.

Goldberg, L., M.R. Tijssen, Y. Birger, R.L. Hannah, S.J. Kinston, J. Schutte, D. Beck, K. Knezevic, G. Schiby, J. Jacob-Hirsch, A. Biran, Y. Kloog, G. Marcucci, C.D. Bloomfield, P.D. Aplan, J.E. Pimanda, B. Gottgens, and **S. Izraeli**. Genome-scale expression and transcription factor binding profiles reveal therapeutic targets in transgenic ERG myeloid leukemia. *Blood*, 2013. 122:2694-703.

Castiel, A., L. Visochek, L. Mittelman, Y. Zilberstein, F. Dantzer, **S. Izraeli**, and M. Cohen-Armon. Cell death associated with abnormal mitosis observed by confocal imaging in live cancer cells. *J Vis Exp*, 2013. 78:e50568.

Birger, Y., L. Goldberg, T.M. Chlon, B. Goldenson, I. Muler, G. Schiby, J. Jacob-Hirsch, G. Rechavi, J.D. Crispino, and **S. Izraeli**. Perturbation of fetal hematopoiesis in a mouse model of Down syndrome's transient myeloproliferative disorder. *Blood*, 2013. 122:988-98.

Auer, F., F. Ruschendorf, M. Gombert, P. Husemann, S. Ginzel, **S. Izraeli**, M. Harit, M. Weintraub, O.Y. Weinstein, I. Lerer, P. Stepensky, A. Borkhardt, and J. Hauer. Inherited susceptibility to pre B-ALL caused by germline transmission of PAX5 c.547G>A. *Leukemia*, 2013. 28:1136-8.

Birger, Y., L. Goldberg, T.M. Chlon, B. Goldenson, I. Muler, G. Schiby, J. Jacob-Hirsch, G. Rechavi, J.D. Crispino, and **S. Izraeli**. Perturbation of fetal hematopoiesis in a mouse model of Down syndrome's transient myeloproliferative disorder. *Blood*, 2013. 122:988-98.

Reviews

Izraeli, S., The acute lymphoblastic leukemia of Down Syndrome - Genetics and pathogenesis. *Eur J Med Genet*, 2016. 59:158-61.

Savino, A.M. and **S. Izraeli**, On mice and humans: the role of thymic stromal lymphopoietin in human

B-cell development and leukemia. <i>Haematologica</i> , 2016. 101: 391-3.	2014-2017	ISF-NSFC Hematopoietic transcription factors in leukemia – mouse models and human leukemias
Pui, C.H., J.J. Yang, S.P. Hunger, R. Pieters, M. Schrappe, A. Biondi, A. Vora, A. Baruchel, L.B. Silverman, K. Schmiegelow, G. Escherich, K. Horibe, Y.C. Benoit, S. Izraeli , A.E. Yeoh, D.C. Liang, J.R. Downing, W.E. Evans, M.V. Relling, and C.G. Mullighan. Childhood Acute Lymphoblastic Leukemia: Progress through collaboration. <i>J Clin Oncol</i> , 2015. 33: 2938-48.	2014-2017	The Israel Science Foundation (ISF) and the National Natural Science Foundation of China (NSFC), PIs Izraeli, Shai (Israel) Chen, Sai-Juan (China)
Tal, N., C. Shochat, I. Geron, D. Bercovich, and S. Izraeli . Interleukin 7 and thymic stromal lymphopoietin: from immunity to leukemia. <i>Cell Mol Life Sci</i> , 2014. 71:365-78.	2014-2017	Israel Ministry of Health ERA-NET EU programs, PIs Izraeli, Shai (Israel), multiple Europeans PIs
	2014-2018	Israel Science Foundation
	2014-2018	USA-Israel Bi-National Scientific Foundation, PIs Izraeli, Shai (Israel); Crispino, John (USA)
Grants		
2014-2017	EU ERA-NET TRANSCANCER “TRANSALL” Validation of biomarkers for the diagnosis and risk stratification of childhood ALL	DOD USAMRMC
		2015-2018
		2016-2018
		2016-2019
2014-2018	BSF Functional analysis of ERG GATA1	Children With Cancer UK, PI Enver, Tariq (UCL), co-PI Izraeli, Shai
2014-2018	ISF Modelling T-lympho-myeloid leukemia	German Israel Foundation



Dr. Ben Zion Katz, Ph.D.

The Hematology Laboratory
Tel Aviv Sourasky Medical Center



benzik@tlvmc.gov.il

Development of B-Cell Malignancies

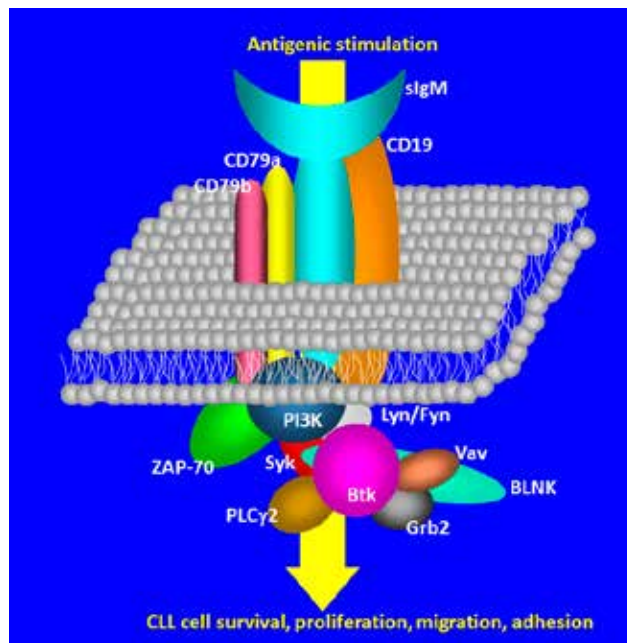
Positions

Senior Lecturer, Sackler Faculty of Medicine

Deputy Director, The Hematology Laboratory, Tel Aviv Sourasky Medical Center

Research

The focus of the research in the laboratory is on B-cell malignancies, their developmental processes, and the clinical significance of the malignant B-cells physiological and molecular phenotypes. We utilize a wide range of both clinical and basic research laboratory techniques, and study tissue culture model systems, as well as primary patient-derived samples.



Specific research programs

- The role of microenvironmental interactions in the pathogenesis of chronic lymphocytic leukemia.
- The function of CD19 and CD38 in the physiology of malignant B-cells.
- Development of novel laboratory methodologies to study B-cell malignancies
- The complexity of the B-cell receptor.

Publications

Herishanu, Y., Kay, S., Dezorella, N., Baron, S., Hazan-Halevy, I., Porat, Z., Trestman, S., Perry, C., Braunstein, R., Deutsch, V., Polliack, A., Naparstek, E., **Katz, B.-Z.** Divergence in CD19-mediated signaling unfolds intraclonal diversity in chronic lymphocytic leukemia, which correlates with disease progression. (2013) *J. Immunol.* 190:784-793.

Herishanu, Y., **Katz, B.-Z.**, Lipsky, A., Wiestner, A. Biology of chronic lymphocytic leukemia in different microenvironments: clinical and therapeutic implications. (2013) *Hematol. Oncol. Clin. North. Am.* 27:173-206.

Herishanu, Y., Kay, S., Sarid, N., Kohan, P., Braunstein, R., Rotman, R., Deutsch, V., Ben-Ezra, J., Naparstek, E., Perry, C., **Katz, B.-Z.** Absolute monocyte count trichotomizes chronic lymphocytic leukemia into high risk patients with immune dysregulation, disease progression and poor survival. (2013) *Leuk. Res.* 37:1222-1228.

Arbel, Y., Birati, E.Y., Finkelstein, A., Halkin, A., Berliner, S., **Katz, B.-Z.**, Revivo, M., Saranga, H., Herz, I., Keren, G., Banai, S. Red blood cell distribution width and 3-year outcome in patients undergoing cardiac catheterization. (2014) *J. Thromb. Thrombolysis.* 37:469-474.

Katz, B.-Z., Herishanu, Y. Therapeutic targeting of CD19 in hematological malignancies: past, present, future and beyond. (2014) *Leuk. Lymphoma.* 55:999-1006.

Herishanu, Y., Kay, S., Joffe, E., Ben-Ezra, J., Baron, S., Rotman, R., Braunstein, R., Dezorella, N., Polliack, A., Naparstek, E., Perry, C., Deutsch, V., **Katz, B.-Z.** Integration of automated morphological features resolves a distinct group of atypical chronic lymphocytic leukemias with chromosomal aberrations. (2014) *Leuk. Res.* 38:484-489.

Herishanu, Y., **Katz, B.-Z.** *Cryoglobulins mimicking platelet recovery in a mantle cell lymphoma patient*

treated with chemoimmunotherapy. (2015) Blood 125:1047.

Sarid, N., **Katz, B.-Z.** *Dividing plasma cells in the cerebrospinal fluid of a patient with refractory multiple myeloma.* (2015) Blood 126:2162.

Dezorella, N., Kay, S., Baron, S., Shapiro, M., Porat, Z., Deutsch, V., Herishanu, Y., **Katz, B.-Z.** *Measurement of lymphocyte aggregation by flow cytometry-physiological implications in chronic lymphocytic leukemia.* (2016) Cytometry B Clin. Cytom. 90:257-266.

Dezorella, N.* , **Katz, B.-Z.***, Shapiro, M., Polliack, A., Perry, C., Herishanu, Y. *SLP76 integrates into the B-Cell receptor signaling cascade in chronic lymphocytic leukemia cells and is associated with aggressive disease course.* (2016) Haematologica 101:1553-1562. * Equal contributors

Shapiro, M., Herishanu, Y., **Katz, B.-Z.**, Dezorella, N., Sun, C., Kay, S., Polliack, A., Avivi, I., Wiestner, A., Perry, C. *Lymphocyte activation gene 3- A novel therapeutic target in chronic lymphocytic leukemia.* (2017) Haematologica In press.

Katz, B.-Z., Herishanu, Y. *Fragility of sub-cellular structures in chronic lymphocytic leukemia.* (2017) Int. J. Hematol. In press.

Grants

2014 – 2017 Novel signaling pathway in CLL physiology and target for therapy, Dotan Grant for Hemato-Oncology.



Dr. Guy Lahat, M.D.

Division of Surgery
Tel Aviv Sourasky Medical Center
Sackler Faculty of Medicine



 guyla@tlvmc.gov.il

Tumor-Microenvironment Cellular Interactions in Cancer Progression and Metastasis

Positions

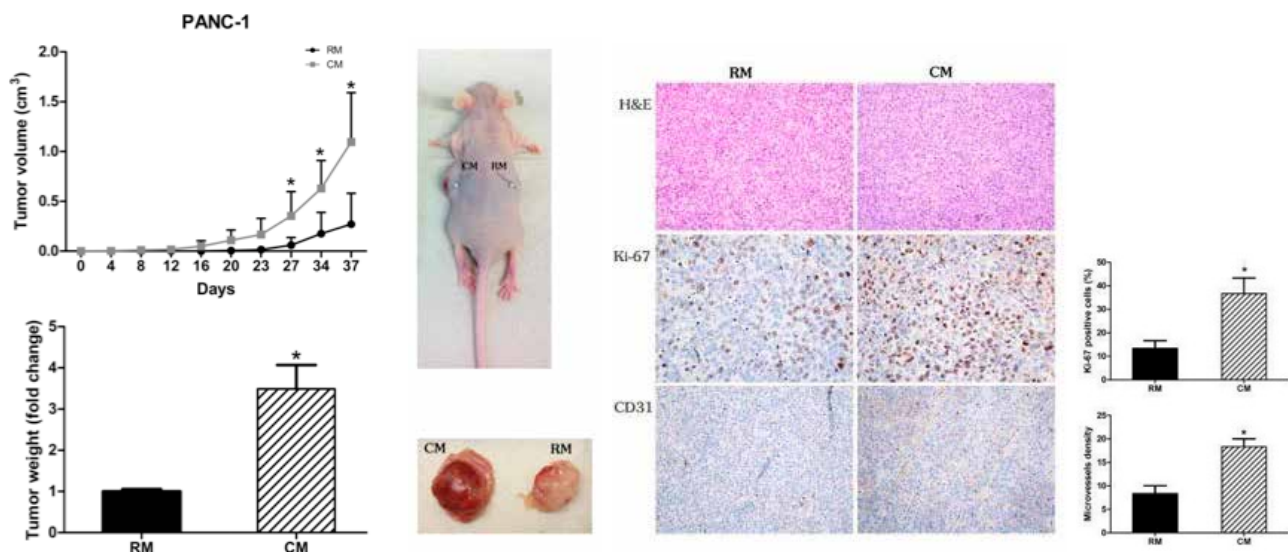
Chair, Department of Surgery A

Senior Lecturer, Sackler Faculty of Medicine

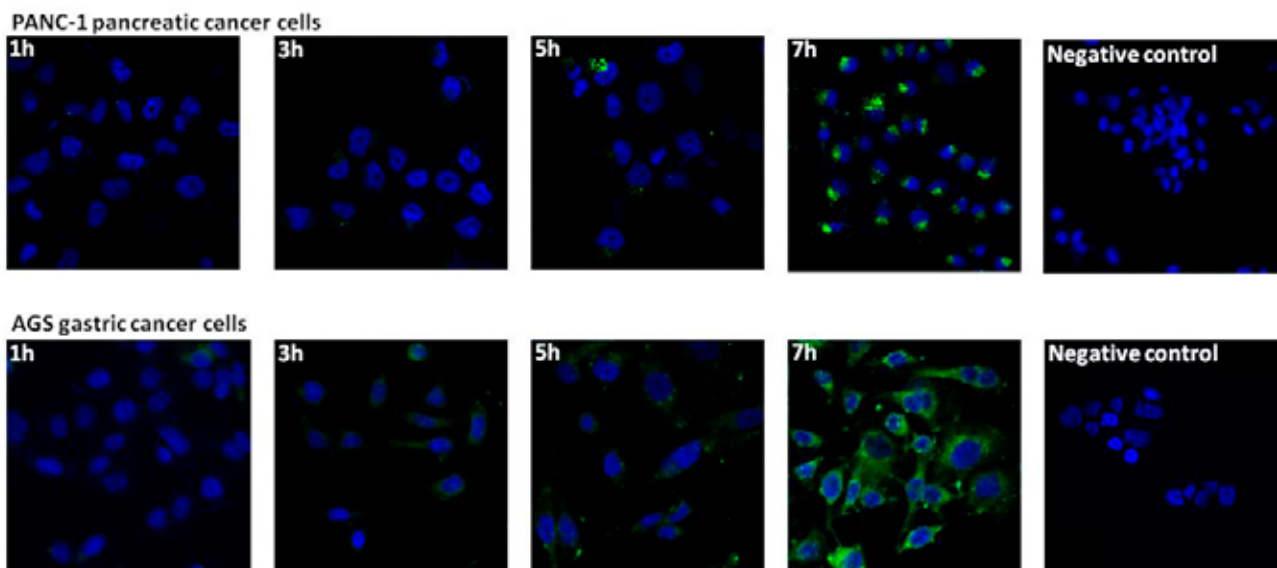
Research

The surgical oncology research lab was established in order to conduct clinical and basic science research in order to further understand disease patterns and mechanisms, thus, trying to improve diagnosis and treatment outcomes of the patients we operate on. Moreover, the lab is a platform for the development of future academic surgeons, passionate about both research and the field of surgery. We focus

on patient-driven translational research, studying the molecular basis of various soft tissue sarcoma (STS) tumors, and gastrointestinal malignancies. We aim to explore distinct signaling pathways and molecules that may play a role in cancer progression and metastasis. Specifically, we investigate the cross talk between metastatic GI cancer cells and the omentum. We also investigate the potential role of miRNAs as molecular biomarkers for staging, prognosis, and pattern of future spread. For these purposes we frequently utilize in-vitro and in-vivo models, human cancer specimens from our clinically annotated tissue bank, as well as various advanced molecular and bioinformatic approaches.



Tumor growth is promoted by omental fat in vivo. PANC-1 pancreatic cancer cells were initially pretreated in vitro with human omental fat conditioned medium (CM) or control regular medium (RM) for 24h. The tumor cells were then injected subcutaneously into the flank of nude mice. (A) Tumor growth and weight of PANC-1 tumors was facilitated in mice following pre-treatment with omental fat CM (n=15); (B) Representative mice and tumor images; (C) Marked increase in proliferation (Ki-67) and microvessel density (CD31) by human omental fat CM.



Uptake of omental fat exosomes by cancer cells. PKH67-labeled omental fat exosomes were incubated with PANC-1 pancreatic cancer cells (upper panel) and AGS gastric cancer cells (lower panel), reaction was stopped at different time points (1, 3, 5 and 7 hours) and cells were analyzed by confocal microscopy. The nucleus of PANC-1 and AGS cells was stained with dapi. Negative control- PANC-1 and AGS cells with no addition of labeled exosomes.

Publications

Lubezky N, Winograd E, Papoulas M, **Lahat G**, Shacham-Shmueli E, Geva R, Nakache R, Klausner J, Ben-Haim M. Perioperative Complications After Neoadjuvant Chemotherapy With and Without Bevacizumab for Colorectal Liver Metastases. *J Gastrointest Surg*. 2013.

Lubezky N, Lowenstein S, Ben-Haim M, Brazowski E, Marmor S, Pasmanik-Chor M, Oron-Karni Varda, Rechavi G, Klausner JM, **Lahat G**. MicroRNA Expression Signatures in Intraductal Papillary Mucinous Neoplasm of the Pancreas. *Surgery* 2013.

Rao P, **Lahat G**, Arnold C, Gavino AC, Lahat S, Hornick JL, Lev D, Lazar AJ. Angiosarcoma: a tissue microarray study with diagnostic implications. *Am J Dermatopathol*. 2013;35(4):432-7.

Gerstenhaber F, Grossman J, Lubezky N, Itzkowitz E, Nachmany I, Sever R, Ben-Haim M, Nakache R, Klausner JM, **Lahat G**. Pancreaticoduodenectomy in elderly adults: is it justified in terms of mortality, long-term morbidity, and quality of life? *J Am Geriatr Soc*. 2013;61(8):1351-7.

Nizri E, Merimsky O, **Lahat G**. Optimal management of sarcomas of the breast: an update. *Expert Rev Anticancer Ther*. 2014;14(6):705-10.

Inbar R, Swissa L, Greenberg R, White I, **Lahat G**, Avital S. Laparoscopic colorectal surgery in patients with impaired renal function: impact on postoperative renal function compared with open surgery. *J Laparoendosc Adv Surg Tech A*. 2014;24(4):236-40.

Lahat G, Lubezky N, Loewenstein S, Nizri E, Gan S, Pasmanik-Chor M, Hayman L, Barazowsky E, Ben-Haim M, Klausner JM. Epithelial-to-Mesenchymal Transition (EMT) in Intraductal Papillary Mucinous Neoplasm (IPMN) is Associated with High Tumor Grade and Adverse Outcomes. *Ann Surg Oncol*. 2014;21 Suppl 4:750-7.

Papoulas M, Weiser R, Rosen G, Gerstenhaber F, Merimsky O, Lubezky N, Klausner JM, **Lahat G**. Visceral Fat Content Correlates with Retroperitoneal Soft Tissue Sarcoma (STS) Local Recurrence and Survival. *World J Surg*. 2015.

Nachmany I, Pencovich N, Ben-Yehuda A, **Lahat G**, Nakache R, Goykhman Y, Lubezky N, Klausner JM. Laparoscopic Distal Pancreatectomy: Learning Curve and Experience in a Tertiary Center. *J Laparoendosc Adv Surg Tech A*. 2016;26(6):470-4.

Loewenstein S, Lubezky N, Nizri E, Zemel M, Levin Y, Savidor A, Sher O, Klausner JM, **Lahat G**. Adipose-induced Retroperitoneal Soft Tissue Sarcoma (RSTS) Tumorigenesis: A Potential Crosstalk between Sarcoma and Fat Cells. *Molecular Cancer Research*. 2016.

Lahat G, Lubezky N, Gerstenhaber F, Nizri E, Gysi M, Rozenek M, Goichman Y, Nachmany I, Nakache R, Wolf I, Klausner JM. Number of evaluated lymph nodes and positive lymph nodes, lymph node ratio, and log odds evaluation in early-stage pancreatic ductal adenocarcinoma: numerology or valid indicators of patient outcome? *World journal of surgical oncology* 2016;14(1):254.



Prof. Zvi Ram, M.D.

Neurosurgery Section
Tel Aviv Sourasky Medical Center



TEL AVIV UNIVERSITY

zviram@tlvmc.gov.il
<http://www.tasmc.org.il/sites/en/Personnel/Pages/Ram-Zvi.aspx>



Dr. Ilan Volovitz, Ph.D.

Cancer Immunotherapy Lab
Department of Neurosurgery
Tel Aviv Sourasky Medical Center

ilanv@tlvmc.gov.il
<http://www.tasmc.org.il/sites/en/Personnel/Pages/Volovitz-Ilan.aspx>



Immunotherapy of Brain Tumors: From Basic Mechanisms to Clinical Translation

Positions – Zvi Ram

Chairman, The Neurosurgery Section, Tel Aviv Sourasky Medical Center

Full Professor, Sackler Faculty of Medicine

Former Chairman, Tumor Section of European Association of Neurosurgical Societies

Positions – Ilan Volovitz

Lab Head, Cancer Immunotherapy Lab, Neurosurgery Department, Tel Aviv Sourasky Medical Center

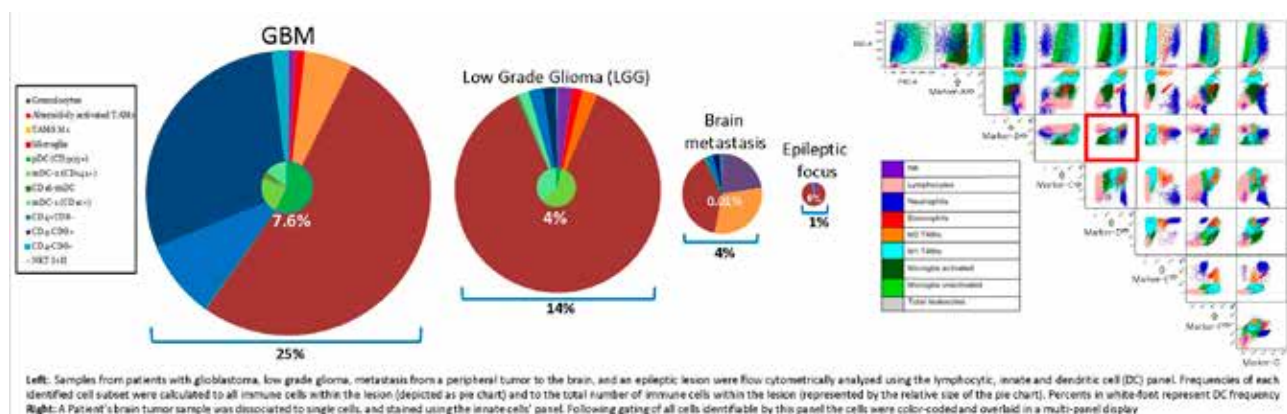
Research

Our laboratory studies the unique immunology of brain tumors by combining basic-science with clinically-applied investigation. Utilizing the

discrepancy between the relatively weak immune surveillance inside the brain and the potent one outside it, the lab has developed a novel method to treat brain tumors utilizing a concept we termed 'Split Immunity'. The concept was recently translated from rats to human glioblastoma (GBM) patients. To monitor the post-therapy changes in the anti-tumor immune response, the lab has developed a unique set of high resolution immune assays that follow the peripheral (outside the tumor) and the intratumoral immune response.

Main research interests

- Development of scientific and clinical insights into the concept of 'Split Immunity' and how it affects the treated patients.
- Mapping of the entire adaptive and innate cellular immune milieu found inside human brain tumors



using advanced multicolor (up to 12-color) flow cytometry.

- Using a cell-centered approach called "Immune Cytomics" to study the network of interactions formed between the different intra-tumoral immune cells and between immune and tumor cells.
- Evaluating how novel, non-immune-based, treatments for brain tumors affect the anti-tumoral immune responses.

Publications

Gelerstein E, Berger A, Jonas-Kimchi T, Strauss I, Kanner AA, Blumenthal DT, Gottfried M, Margalit N, **Ram Z**, Shahar T. Regression of intracranial meningioma following treatment with nivolumab: Case report and review of the literature. *J Clin Neurosci*. 2017

Blumenthal DT, Dvir A, Lossos A, Tzuk-Shina T, Lior T, Limon D, Yust-Katz S, Lokiec A, **Ram Z**, Ross JS, Ali SM, Yair R, Soussan-Gutman L, Bokstein F. Clinical utility and treatment outcome of comprehensive genomic profiling in high grade glioma patients. *J Neurooncol*. 2016;130:211-219.

Shahar T, Granit A, Zrihan D, Canello T, Charbit H, Einstein O, Rozovski U, Elgavish S, **Ram Z**, Siegal T, Lavon I. Expression level of miRNAs on chromosome 14q32.31 region correlates with tumor aggressiveness and survival of glioblastoma patients. *J Neurooncol*. 2016

Ofek P, Calderón M, Mehrabadi FS, Krivitsky A, Ferber S, Tiram G, Yerushalmi N, Kredon-Russo S, Grossman R, **Ram Z**, Haag R, Satchi-Fainaro R. Restoring the oncosuppressor activity of microRNA-34a in glioblastoma using a polyglycerol-based polyplex. *Nanomedicine*. 2016

Volovitz I, Shapira N, Ezer H, Gafni A, Lustgarten M, Alter T, Ben-Horin I, Barzilai O, Shahar T, Kanner A, Fried I, Veshchev I, Grossman R, **Ram Z**. A non-aggressive, highly efficient, enzymatic method for dissociation of human brain-tumors and brain-tissues to viable single-cells. *BMC Neurosci*. 2016

Volovitz I, Melzer S, Amar S, Bocsi J, Bloch M, Efroni S, **Ram Z**, Tárnok A. Dendritic Cells in the Context of Human Tumors: Biology and Experimental Tools. *Int Rev Immunol*. 2016

Stupp R, Taillibert S, Kanner AA, Kesari S, Steinberg DM, Toms SA, Taylor LP, Lieberman F, Silvani A, Fink KL, Barnett GH, Zhu JJ, Henson JW, Engelhard HH, Chen TC, Tran DD, Sroubek J, Tran ND, Hottinger AF, Landolfi J, Desai R, Caroli M, Kew Y, Honnorat

J, Idbaih A, Kirson ED, Weinberg U, Palti Y, Hegi ME, **Ram Z**. Maintenance Therapy With Tumor-Treating Fields Plus Temozolomide vs Temozolomide Alone for Glioblastoma: A Randomized Clinical Trial. *JAMA*. 2015

Kanner AA, Wong ET, Villano JL, **Ram Z**. Post Hoc analyses of intention-to-treat population in phase III comparison of NovoTTF-100A™ system versus best physician's choice chemotherapy. EF-11 Investigators. *Semin Oncol*. 2014

Weller M, van den Bent M, Hopkins K, Tonn JC, Stupp R, Falini A, Cohen-Jonathan-Moyal E, Frappaz D, Henriksson R, Balana C, Chinot O, **Ram Z**, Reifenberger G, Soffietti R, Wick W European Association for Neuro-Oncology (EANO) Task Force on Malignant Glioma. EANO guideline for the diagnosis and treatment of anaplastic gliomas and glioblastoma. *Lancet Oncol*. 2014

Westphal M, Ylä-Herttuala S, Martin J, Warnke P, Menei P, Eckland D, Kinley J, Kay R, **Ram Z**. Adenovirus-mediated gene therapy with sitimagene ceradenovec followed by intravenous ganciclovir for patients with operable high-grade glioma (ASPECT): a randomised, open-label, phase 3 trial. ASPECT Study Group. *Lancet Oncol*. 2013

Shahar T, Nossek E, Steinberg DM, Rozovski U, Blumenthal DT, Bokstein F, Sitt R, Freedman S, Corn BW, Kanner AA, **Ram Z**. The impact of enrollment in clinical trials on survival of patients with glioblastoma. *J Clin Neurosci*. 2012


Grants (Ilan Volovitz and/or Zvi Ram)

2014-2017 – Joint Project – Barrow Neurological Institute – Immunotherapy of recurrent GBM patients using 'Split immunity' (Ilan Volovitz and Zvi Ram)

2015-2018 – ABC2 - Accelerate brain cancer cure – Immunotherapy of recurrent GBM patients using 'Split immunity'. (Ilan Volovitz and Zvi Ram)

2015-2018 – Novocure - Evaluating the effects of tumor treating fields (TTFields) on immune responses. (Ilan Volovitz and Zvi Ram)

2013-2018 – European FP7 grant- Microbubble driven multimodal imaging and heranostics for gliomas. (Zvi Ram)



**Dr. Yaacov Richard Lawrence, MBBS,
MA, MRCP**

Dept. of Radiation Oncology,
Sheba Medical Center



✉ yaacov.lawrence@sheba.health.gov.il, yaacovla@gmail.com



Dr. Uri Amit, M.D., Ph.D.

Dept of Radiation Oncology,
Sheba Medical Center

✉ uri.amit.mail@gmail.com

Radiation Biology: Translating Biological Insights from the Lab to Impact Cancer Patient Care

Positions (Dr. Lawrence)

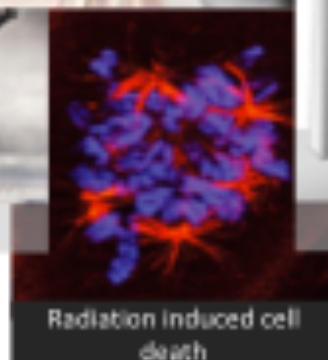
Director, Center for Translational Research in Radiation Oncology

Senior Lecturer (regular track), Sackler Faculty of Medicine

Assistant Professor (adjunct), Dep. Radiation Oncology, Thomas Jefferson University

Research

Radiation therapy is a cornerstone of modern cancer care. Ionizing radiation kills cancer cells by generating reactive oxygen species, damaging DNA, and inducing chromosomal damage. Yet many aspects of radiation biology remain unknown. The lab focusses on understating cells' ability to survive ionizing radiation, a phenomenon known



as radioresistance. We seek to answer the question of how some tumors are able to withstand very large doses of radiation. We hypothesize that cells withstand the intense onslaught of DNA damage by adapting their metabolic processes, diverting biosynthesis pathways to nucleotide synthesis and REDOX management. Another explanation of why cells in-vivo appear to resist radiation is the result of the interaction between tumor cells and the microenvironment. Ongoing projects in the lab are challenging and developing both these concepts.

The research center also performs clinical research, initiating and running clinical trials. Hence, a particular strength of the lab is the ability for our findings to impact patient care through the performance of clinical trials.

Publications

Amit U, Kain D, Sahu A, Nevo-Caspi Y, Gonen N, Molotski N, Konfino T, Landa N, Naftali-Shani N, Blum G, Merquiol E, Karo-Atar D, Kanfi Y, Peret G, Munitz A, Cohen HY, Ruppin E, Hannenhalli S, Leor J. A New Role for Interleukin-13 Receptor $\alpha 1$ in Myocardial Homeostasis and Heart Failure. *Journal of the American Heart Association*. 2017; 20: 6(5)

Nishanth N, Sahu A, **Amit U**, Robinson W.P, Seung G, Basu ML, Leor J, Ruppin E, Hannenhalli S. Putative Functional Genes in Idiopathic Dilated Cardiomyopathy. *Scientific Reports*. Manuscript accepted. In press.

Golan T, Sella T, Margalit O, **Amit U**, Halpern N, Aderka D, Shacham-Shmueli E, Urban D, **Lawrence YR**. Short- and Long-Term Survival in Metastatic Pancreatic Adenocarcinoma, 1993-2013. *J Natl Compr Canc Netw*. 2017;15(8):1022-1027

Naftali-Shani N, Levin-Kotler L, Palevski D, **Amit U**, Kain D, Landa N, Hochhauser E, Leor J. Heart failure switches resident and transplanted mesenchymal stromal cells toward a pro-inflammatory phenotype and impairs their reparative properties via Toll-like Receptor-4. *Circulation*. 2017;6: 135(23):2271-2287

Davidson T, Ben David M, Haskin T, Howes M, Scaife R, Kanana N, **Amit U**, Galper S, Ben Haim S, Symon Z, Goldstein J. The Use of ^{18}F -FDG PET-CT Imaging to Determine Internal Mammary Lymph Node Location for Radiation Therapy Treatment Planning in Breast Cancer Patients. *Practical Radiation Oncology*. 2017;7(6):373-381

Alpert E, **Amit U**, Guranda L, Mehagne R, Bentancur A. Point-of-care ultrasound by emergency physicians versus delayed diagnosis of tamponade and large

pericardial effusions. *Clinical and Experimental Emergency Medicine*. 2017;4(3):128-132

Roichman A, Kanfi Y, Glazz R, Naiman S, **Amit U**, Landa N, Tinman S, Stein I, Pikarsky E, Leor J, Cohen HY. SIRT6 overexpression improves various aspects of mouse healthspan. *Journal of Gerontology series A*. 2017;1;72(5):603-615

Appel S, Goldstein J, Perelman M, Rabin T, Urban D, Onn A, Shulimzon TR, Weiss I, Lieberman S, Marom EM, Golan N, Simansky D, Ben-Nun A, **Lawrence YR**, Bar J, Symon Z. Neo-adjuvant Chemo-Radiation to 60 Gray Followed by Surgery for Locally Advanced Non-Small Cell Lung Cancer Patients: Evaluation of Trimodality Strategy. *Isr Med Assoc J*. 2017;19(10):614-619.

Lawrence YR, Moughan J, Magliocco AM, Klimowicz AC, Regine WF, Mowat RB, DiPetrillo TA, Small W Jr, Simko JP, Golan T, Winter KA, Guha C, Crane CH, Dicker AP. Expression of the DNA repair gene MLH1 correlates with survival in patients who have resected pancreatic cancer and have received adjuvant chemoradiation: NRG Oncology RTOG Study 9704. *Cancer*. 2017

Appel S, **Lawrence YR**, Goldstein J, Pfeffer RM, Weiss I, Rabin T, Felder S, Ben-Ayun M, Tzvang L, Alezra D, Simansky D, Ben-Nun A, Bar J, Symon Z. Stereotactic Ablative Body Radiation for Stage I Lung Cancer in Israel: A Retrospective Single-Center Report. *Isr Med Assoc J*. 2017;19(1):39-43.

Spieler B, Goldstein J, **Lawrence YR**, Saad A, Berger R, Ramon J, Dotan Z, Laufer M, Weiss I, Tzvang L, Poortmans P, Symon Z Salvage Radiation Therapy for Biochemical Failure Following Radical Prostatectomy. *Isr Med Assoc J*. 2017;19(1):19-24.

Saad A, Goldstein J, **Lawrence YR**, Spieler B, Leibowitz-Amit R, Berger R, Davidson T, Urban D, Tsang L, Alezra D, Weiss I, Symon Z. Classifying high-risk versus very high-risk prostate cancer: is it relevant to outcomes of conformal radiotherapy and androgen deprivation? *Radiat Oncol*. 2017;12(1):5

Symon Z, Ben-Bezalel G, Spieler B, Tsvang L, Alezra D, Berger R, Dotan Z, **Lawrence YR**, Goldstein J. A Retrospective Feasibility Study of Salvage Pelvic Nodal Radiation in 6 Patients with Biochemical Failure Following Prostate Fossa Radiation: An Alternative to Androgen Deprivation Therapy (ADT). *Am J Clin Oncol*. 2016;39(5):479-483.

Shi W, Palmer JD, Werner-Wasik M, Andrews DW, Evans JJ, Glass J, Kim L, Bar-Ad V, Judy K, Farrell C, Simone N, Liu H, Dicker AP, **Lawrence YR**. Phase I trial of panobinostat and fractionated stereotactic re-

irradiation therapy for recurrent high grade gliomas. J Neurooncol. 2016;127(3):535-9.

Shi W, **Lawrence YR***, Choy H*, Werner-Wasik M, Andrews DW, Evans JJ, Judy KD, Farrell CJ, Moshel Y, Berger AC, Bar-Ad V, Dicker AP. Vorinostat as a radiosensitizer for brain metastasis: a phase I clinical trial. J Neurooncol. 2014;118:313-9.

Lawrence YR, Paulus R, Langer C, Werner-Wasik M, Buyyounouski MK, Komaki R, Machtay M, Smith C, Axelrod RS, Wasserman T, Bradley JD, Movsas B. The addition of amifostine to carboplatin and paclitaxel based chemoradiation in locally advanced non-small cell lung cancer: Long-term follow-up of Radiation Therapy. Lung Cancer. 2013;80:298-305.

YR Lawrence*, O Morag*, M Benderly, V Boyko, I Nubikov, AP Dicker, U Goldbourt, S Behar, M Barchana and I Wolf. Association between metabolic syndrome, diabetes mellitus and prostate cancer risk", Prostate Cancer and Prostatic Disease 2013;16(2):181-6.

Yaacov Richard Lawrence, Bhadrasain Vikram, Arnab Chakravarti, Mitchell Machtay, Soren Bentzen, Paul Okunieff, C Norman Coleman, Adam P Dicker 'NCI-RTOG Translational Program Strategic Guidelines for the Early-Stage Development of Radiosensitizers. JNCI 2013;105(1):11-24

Liron Tuval-Kochen, Shoshana Paglin, Gilmor Keshet, Lerenthal Yaniv, Charles Nakar, Tamar Golani, Amos Toren, Joachim Yahalom, Raphael Pfeffer, **Yaacov Lawrence**. Eukaryotic Initiation Factor 2 α – a Downstream Effector of Mammalian Target of Rapamycin - Modulates DNA Repair and Cancer Response to Treatment. PloS One. 2013;8(10):e77260.

Grants

- | | |
|-----------|---|
| 2014–2017 | Rosetree's Foundation |
| 2014–2017 | NATO Science for Peace and Security Programme |
| 2017–2018 | Israel Cancer Association |



Dr. Raya Leibowitz-Amit, M.D, Ph.D.

Sheba Medical Center
Department of Oncology
Sackler Faculty of Medicine



raya.leibowitz-amit@sheba.health.gov.il

miRNAs in Solid Malignancies / Immunotherapy Research / Clinical Cancer Research

Positions

Senior Lecturer, Sackler Faculty of Medicine

Senior Medical Oncologist, Clinician-investigator,
Oncology Institute & Cancer Research Center, Sheba
Medical Center, Tel Hashomer

Research

As a clinician-investigator and a practicing medical oncologist, our lab is engaged in basic, translational and clinical cancer research.

Basic research: Our lab at the Cancer Research Center at the Sheba campus studies the role of microRNAs in solid malignancies. We were the first to show that a large micr-RNA cluster on chromosome 14q32 is silenced in melanoma. This cluster was later dubbed ‘the larger tumor suppressor miRNA cluster’ and was shown to be down-regulated in a wide range of malignancies. We showed the involvement of three miRNAs from this cluster in melanoma progression, and continue to study the role of this cluster in the pathogenesis of this disease. In the last year, we have also studied the involvement of miRNAs in bladder cancer; specifically, preliminary results suggest that a family of miRNAs are associated with the development of resistance to chemotherapy in bladder cancer; research is currently ongoing.

Translational research: Immunotherapy, namely the activation of the immune system against cancer, is revolutionizing cancer treatment, yet not all cancers, and not all patients within a given cancer, respond to immunotherapy. Currently, the biomarkers associated with response to immunotherapy are unknown. In collaboration with Dr. Irit Gat-Viks from the Faculty of Life Sciences at TAU, we are embarking on a clinical trial in which we will prospectively search for immune cell populations within the systemic circulation that are associated with response to immunotherapy. We will perform RNA sequencing of immune cells

before and following immunotherapy treatment and analyze the cell populations using deconvolution algorithms developed at the Gat-Viks lab.

Clinical research: Whereas the list of anti-neoplastic treatments is constantly growing across the cancer spectrum, currently there are almost no proven predictive biomarkers of response to treatment with any of these agents, and clinical decisions are generally empirical and based on ‘trial and error’. We are interested in finding associations between lab variables/plasma biomarkers and response to anti-neoplastic treatment in genito-urinary malignancies; specifically, we recently addressed the following clinical questions:

1. We described clinical and laboratory variables associated with response to the hormonal agent abiraterone in prostate cancer.
2. We showed that the neutrophil-lymphocyte ratio is associated with response to chemotherapy in bladder cancer, and that a high lymphocyte count is associated with pathological complete response at cystectomy following neo-adjuvant treatment.
3. We described the patterns of change of a several plasma biomarkers following treatment with the biological agent cabozantinib in prostate cancer.
4. We summarized our clinical experience with the immunotherapeutic anti-PD1 antibody pembrolizumab, showing that low lymphocyte counts are associated with lack of response.

These clinical works, taken together, show that the adaptive arm of the immune response is imperative in amounting response to both chemo and immunotherapy.

Publications

Leibowitz-Amit R, Shapira-Frommer R, Golan T, Israel A, Shacham-Shmueli E, Gluck I, Aderka D, Onn

A, Zach L, Nili Gal-Yam E, Kaufman B, Urban D, Bar J, Berger R. Clinical experience with pembrolizumab in metastatic pre-treated patients with solid cancers. *In preparation*.

Leibowitz-Amit R, Israel A, Gal M, Atenafu E A, Symon Z, Portnoy O, Laufer M, Dotan Z, Ramon J, Fridman E, Berger R. Association between the Absolute Baseline Lymphocyte Count and Response to Neoadjuvant Platinum-based Chemotherapy in Muscle-invasive Bladder Cancer. *Clin Oncol (R Coll Radiol)*. 2016;28(12):790-796.

Leibowitz-Amit R, Pintilie M, Khoja L, Azad AA, Berger R, Laird AD, Aftab DT, Chi KN, Joshua AM. Changes in plasma biomarkers following treatment with cabozantinib in metastatic castration-resistant prostate cancer: a post hoc analysis of an extension cohort of a phase II trial. *J Transl Med*. 2016. 14:12.

Zehavi L, Schayek H, Jacob-Hirsch J, Sidi Y, **Leibowitz-Amit R***, Avni D*. MiR-377 targets E2F3 and alters the NF- κ B signaling pathway through MAP3K7 in malignant melanoma. *Mol Cancer*. 2015. 14:68.* equal contribution.

Leibowitz-Amit R, Mete O, Asa SL, Ezzat S, Joshua AM. Malignant pheochromocytoma secreting vasoactive intestinal peptide and response to sunitinib: a case report and review of the literature. *Endocr Pract*. 2014. e145-50.

Seah JA, **Leibowitz-Amit R***, Atenafu EG, Alimohamed N, Knox JJ, Joshua AM, Sridhar SS. Neutrophil-Lymphocyte Ratio and Pathological Response to Neoadjuvant Chemotherapy in Patients with Muscle-Invasive Bladder Cancer. *Clin Genitourin Cancer*. 2015:e229-33. *equal contribution.

Leibowitz-Amit R, Khoja L, Tannock IF, Joshua AM. Choosing a better endpoint for trials of bone-protecting agents. *Ann Oncol*. 2015. 26(5):1032-3.

Leibowitz-Amit R, Templeton AJ, Alibhai SM, Knox JJ, Sridhar SS, Tannock IF, Joshua AM. Efficacy and toxicity of abiraterone and docetaxel in octogenarians with metastatic castration-resistant prostate cancer. *J Geriatr Oncol*. 2015. 6(1):23-8.

Lerman G, Sharon M, **Leibowitz-Amit R**, Sidi Y, Avni D. The crosstalk between IL-22 signaling and miR-197 in human keratinocytes. *PLoS One*. 2014. 9(9): e107467.

Azad AA, **Leibowitz-Amit R***, Eigl BJ, Lester R, Wells JC, Murray RN, Kollmannsberger C, Heng DY, Joshua AM, Chi KN. A retrospective, Canadian multi-center study examining the impact of prior response to abiraterone acetate on efficacy of docetaxel in

metastatic castration-resistant prostate cancer. *Prostate*. 2014. 74(15):1544-50. * equal contribution.

Leibowitz-Amit R, Alimohamed N, Vera-Badillo FE, Seah JA, Templeton AJ, Knox JJ, Tannock IF, Sridhar SS, Joshua AM. Retreatment of men with metastatic castrate-resistant prostate cancer with abiraterone. *Prostate*. 2014. 74(14):1462-4.

Leibowitz-Amit R, Seah JA, Atenafu EG, Templeton AJ, Vera-Badillo FE, Alimohamed N, Knox JJ, Tannock IF, Sridhar SS, Joshua AM. Abiraterone acetate in metastatic castration-resistant prostate cancer: a retrospective review of the Princess Margaret experience of (I) low dose abiraterone and (II) prior ketoconazole. *Eur J Cancer*. 2014. 50(14):2399-407.

Templeton AJ, Pezaro C, Omlin A, McNamara MG, **Leibowitz-Amit R**, Vera-Badillo FE, Attard G, de Bono JS, Tannock IF, Amir E. Simple prognostic score for metastatic castration-resistant prostate cancer with incorporation of neutrophil-to-lymphocyte ratio. *Cancer*. 2014. 120(21):3346-52.

Templeton AJ, McNamara MG, Šeruga B, Vera-Badillo FE, Aneja P, Ocaña , **Leibowitz-Amit R**, Sonpavde G, Knox JJ, Tran B, Tannock IF, Amir E. Prognostic role of neutrophil-to-lymphocyte ratio in solid tumors: a systematic review and meta-analysis. *J Natl Cancer Inst*. 2014. 106(6): 124.

Azad AA, Eigl BJ, **Leibowitz-Amit R**, Lester R, Kollmannsberger C, Murray N, Clayton R, Heng DY, Joshua AM, Chi KN. Outcomes with abiraterone acetate in metastatic castration-resistant prostate cancer patients who have poor performance status. *Eur Urol*. 2015. 67(3):441-7.

Leibowitz-Amit R, Templeton AJ, Omlin A, Pezaro C, Atenafu EG, Keizman D, Vera-Badillo F, Seah JA, Attard G, Knox JJ, Sridhar SS, Tannock IF, de Bono JS, Joshua AM. Clinical variables associated with PSA response to abiraterone acetate in patients with metastatic castration-resistant prostate cancer. *Ann Oncol*. 2014. 25(3):657-62.

Templeton AJ, Vera-Badillo FE, Wang L, Attalla M, De Gouveia P, **Leibowitz-Amit R**, Knox JJ, Moore M, Sridhar SS, Joshua AM, Pond GR, Amir E, Tannock IF. Translating clinical trials to clinical practice: outcomes of men with metastatic castration resistant prostate cancer treated with docetaxel and prednisone in and out of clinical trials. *Ann Oncol*. 2013. 24(12):2972-7.

Leibowitz-Amit R, Joshua AM. The changing landscape in metastatic castration-resistant prostate cancer. *Curr Opin Support Palliat Care*. 2013. 7(3):243-8.

Leibowitz-Amit R, Joshua AM. Targeting the androgen receptor in the management of castration-resistant prostate cancer: *rationale*, progress, and future directions. *Curr Oncol*. 2012. 19(Suppl 3):S22-31.

Leibowitz-Amit R, Sidi Y, Avni D. Aberrations in the micro-RNA biogenesis machinery and the emerging roles of micro-RNAs in the pathogenesis of cutaneous malignant melanoma. *Pigment Cell Melanoma Res*. 2012. 25(6):740-57.

Zehavi L, Avraham R, Barzilai A, Bar-Ilan D, Navon R, Sidi Y, Avni D, **Leibowitz-Amit R**. Silencing of a large microRNA cluster on human chromosome 14q32 in melanoma: biological effects of mir-376a and mir-376c on insulin growth factor 1 receptor. *Mol Cancer*. 2012. 11:44.

Grants

2016-2018 Israel Science Foundation (ISF): The role of micro-RNAs from the 14q32 locus in the transformation, progression and drug sensitivity of malignant melanoma.

2016 Israeli Cancer Association: The crosstalk between micro-RNA expression and chemo-sensitivity/resistance in urothelial carcinoma of the bladder.

2016 Tel Aviv University 'Djerassi Dream Idea grant': Potentiating the anti-neoplastic effects of the immune system by disrupting exosomal communications.



Prof. Pia Raanani, M.D.

Hematology Department, Sackler Faculty of Medicine; Hematology Division
Davidoff Cancer Center, Beilinson Hospital
Rabin Medical Center



Piar@post.tau.ac.il



URL: <http://hospitals.clalit.co.il/Hematology-Inst.aspx>



Dr. Galit Granot, Ph.D.

Experimental Hematology Lab
Felsenstein Medical Research Center, Beilinson Hospital
Rabin Medical Center

galitg@clalit.org.il



URL: <http://hospitals.clalit.co.il/Experimental-hematology-lab.aspx>

Hematological Malignancies

Positions

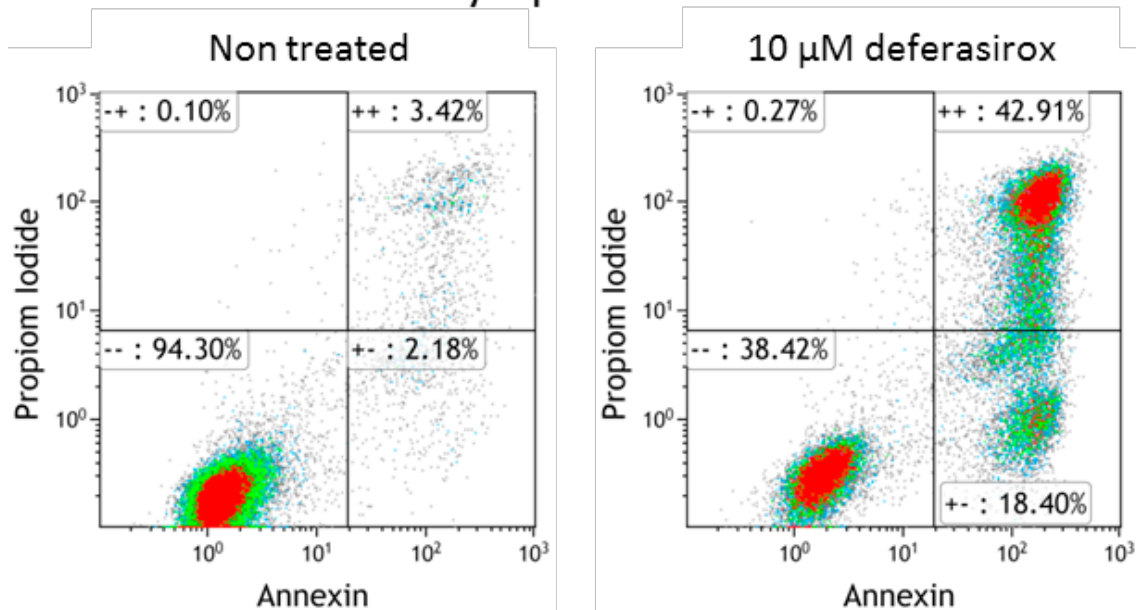
Prof. Raanani, Clinical Full Professor in Hematology, Sackler Faculty of Medicine

Research

Our primary field of interest is finding new therapies or better therapies for the treatment of incurable hematological malignancies. Our projects focus on exploring the effect of new agents on different

leukemia and lymphoma cell lines and patient samples. We study the molecular pathways involved in the initiation and maintenance of hematological tumorigenesis and try to understand the effect of the different agents on these molecular pathways. We apply cutting-edge technologies including, molecular protein and cellular biology, microarray and NGS analysis. Understanding normal hematological development and understanding the molecular effect of different chromosomal abnormalities

Mantle cell lymphoma Jeko-1 cell line



Deferasirox is a rationally-designed oral iron chelator used to reduce chronic iron overload in patients who receive long-term blood transfusions. We showed that this agent can induce apoptosis in mantle cell lymphoma.

(translocations, deletion, etc.) is essential for understanding the the processes leading to the induction and maintenance of hematological malignancies and for designing targeted treatments for these malignancies.

Publications

Gover-Proaktor A, **Granot G**, Shapira S, Raz O, Pasvolsky O, Nagler A, Lev DL, Inbal A, Lubin I, **Raanani P**, Leader A. Ponatinib reduces viability, migration, and functionality of human endothelial cells. *Leuk Lymphoma*. 2017;58(6):1455-1467

Gover-Proaktor A*, **Granot G***, Shapira S, Raz O, Pasvolsky O, Nagler A, Lev DL, Inbal A, Lubin I, **Raanani P**, Leader A. Ponatinib reduces viability, migration, and functionality of human endothelial cells. *Leuk Lymphoma*. 2016;12:1-13.

Hershkovitz-Rokah O, Modai S, Pasmanik-Chor M, Toren A, Shomron N, **Raanani P**, Shpilberg O, **Granot G**. Restoration of miR-424 suppresses BCR-ABL activity and sensitizes CML cells to imatinib treatment. *Cancer Lett*. 2015;360(2):245-56.

Hershkovitz-Rokah O, Modai S, Pasmanik-Chor M, Toren A, Shomron N, **Raanani P**, Shpilberg O, **Granot G**. MiR-30e induces apoptosis and sensitizes K562 cells to imatinib treatment via regulation of the BCR-ABL protein. *Cancer Lett*. 2015;356(2 Pt B):597-605.

Ovcharenko A*, **Granot G***, Rokah OH, Park J, Shpilberg O, **Raanani P**. Enhanced adhesion/migration and induction of Pyk2 expression in K562 cells following imatinib exposure. *Leuk Res*. 2013;37(12):1729-36.

Ovcharenko A*, **Granot G***, Shpilberg O, **Raanani P**. Retinoic acid induces adhesion and migration in NB4 cells through Pyk2 signaling. *Leuk Res*. 2013;37(8):956-62.

Hussein K, **Granot G**, Shpilberg O, Kreipe H. Clinical utility gene card for: familial polycythaemia vera. *Eur J Hum Genet*. 2013;21(6).

Vazana-Barad L, **Granot G**, Mor-Tzuntz R, Levi I, Dreyling M, Nathan I, Shpilberg O. Mechanism of the antitumoral activity of deferasirox, an iron chelation agent, on mantle cell lymphoma. *Leuk Lymphoma*. 2013;54(4):851-9.

Reviews

Raanani P, **Granot G**, Ben-Bassat I. Is cure of chronic myeloid leukemia in the third millennium a down to earth target (ed) or a castle in the air? *Cancer Lett*. 2014;352(1):21-7.

Grants

2016-2017 Delivery of miR-15/16-enriched exosomes to treat CLL, Research Authority, Tel Aviv University

2015-2017 Novel approaches to the sensitization and eradication of the leukemic stem cell, Israeli Cancer Association.

2016-2017 Pathogenesis of Tyrosine Kinase Inhibitors (TKIs) Associated Vascular Disease in Chronic Myeloid Leukemia (CML), Pfizer Pharmaceuticals Israel Ltd



Dr. Amir Shlomai, M.D., Ph.D.

Department of Medicine D and the Liver Institute
Laboratory of Liver Research
Felsenstein Medical Research Center
Rabin Medical Center, Beilinson Hospital



TEL AVIV UNIVERSITY



amirshl@post.tau.ac.il
<http://doctorshlomai.co.il>

Investigating Mechanisms of Hepatitis B Virus Persistence and Its Link to Liver Cancer

Positions

Head, Department of Medicine D and the Laboratory of Liver Research

Senior Lecturer, Sackler Faculty of Medicine

Research

Current research interests focus on the role of the innate immune system in HBV infection and the role of HBV infection in liver carcinogenesis.

1. Studying the molecular mechanisms by which HBV confers resistance to sorafenib in order to get a deeper understanding of HBV oncogenicity and to gain insight into possible molecular targets for HCC interventions.
2. Characterizing the molecular signature of type I interferon induction and response following HBV infection.
3. Characterizing the interferon-response genes (ISGs) induced by HBV and their effect on HBV life cycle.
4. Investigating the mechanism(s) of HBV inhibition by the innate immune response.

Publications

Shlomai, A.*, Schwartz, R.E.*, Ramanan, V.*, Bhatta, A., de Jong, Y.P., Bhatia, S.N., and Rice, C.M. 2014. Modeling host interactions with hepatitis B virus using primary and induced pluripotent stem cell-derived hepatocellular systems. *Proc. Natl. Acad. Sci. USA* 111:12193-12198. (*equal contribution)

Ramanan, V.*, **Shlomai, A.***, Cox, D.B.T.*, Schwartz, R.E., Michailidis, E., Bhatta, A., Scott, D.A., Zhang, F., Rice, C.M., and Bhatia, S.N. 2015. CRISPR/Cas9 cleavage of viral DNA efficiently suppresses hepatitis B virus. *Sci. Rep.* 5. (*equal contribution)

Ricardo-Lax, I., Ramanan, V., Michailidis, E., Shamia, T., Reuven, N., Rice, C.M., **Shlomai, A.**, and Shaul, Y. 2015. Hepatitis B virus induces RNR-R2 expression via DNA damage response activation. *J. Hepatology*. 63(4):789-96

March, S., Ramanan, V., Trehan, K., Ng, S., Galstian, A., Gural, N., Scull, M.A., **Shlomai, A.**, Mota, M.M., Fleming, H.E., et al. 2015. Micropatterned coculture of primary human hepatocytes and supportive cells for the study of hepatotropic pathogens. *Nat. Protocols* 10:2027-2053.

Scheel, Troels K.H., Luna, Joseph M., Liniger, M., Nishiuchi, E., Rozen-Gagnon, K., **Shlomai, A.**, Auray, G., Gerber, M., Fak, J., Keller, I., et al. 2016. A Broad RNA Virus Survey Reveals Both miRNA Dependence and Functional Sequestration. *Cell Host Microbe* 19:409-423.

Billerbeck, E., Mommersteeg, M.C., **Shlomai, A.**, Xiao, J.W., Andrus, L., Bhatta, A., Vercauteren, K., Michailidis, E., Dorner, M., Krishnan, A., et al. 2016. Humanized mice efficiently engrafted with fetal hepatoblasts and syngeneic immune cells develop human monocytes and NK cells. *J. Hepatology* 65(2):334-43.

Leibovici-Weissman Y, Mor E, Leshno M, **Shlomai A.** Patients' age rather than Model of End stage Liver Disease score predicts survival after liver transplantation. *Digestive Diseases Sci.* 2017 Jan 4. doi: 10.1007/s10620-016-4423-8.

Gozlan Y*, Ben-Ari Z*, Moscona R, Kabat A, Shirazi R, Rakovsky A, Veizman E, Berdichevski T, Weiss P, Cohen-Ezra O, Luria Y, Gafanovich I, Brown M, Cohen-Naftali M, **Shlomai A**, Shibolet O, Zigmond E, Zuckerman E, Carmiel M, Hazan R, Nimer A, Maor Y, Kitay-Cohen Y, Shemer Y, Kra-Oz A, Schreiber L, Peleg O, Mendelson E, Mor O. Analysis of HCV Genotype 1 Subtypes and of Drug Resistance Substitutions at Baseline and in Patients Failing

Direct Acting Antiviral Treatments in Israel. *Antiviral Ther.* 2017 Jan 9. doi: 10.3851/IMP3123.

Grants

Israeli Science Foundation (ISF)/
Physician-Scientist Grant

2016-2020 US-Israel Binational Science Foundation
(BSF) Grant (with CM Rice)



Prof. Amos Toren, M.D., Ph.D.

Hematology Division, Sackler School of Medicine
Pediatric Hemato-Oncology Department
Chaim Sheba Medical Center, Tel-Hashomer



TEL AVIV UNIVERSITY



Amos.Toren@sheba.health.gov.il

Pediatric Brain Tumors, Leukemias and Lymphomas

Research

Targeted therapies aimed at new targets identified by in-house analysis of genetic panels studying pediatric cancer patients' DNA.

Immunotherapy with new bispecific antibodies.

Incorporation of checkpoint inhibitors.

T-CARs for patients with relapse/refractory ALL. This innovative treatment has been performed in only a few centers in the USA and was successfully given to 5 patients. Pediatric brain tumors and neuroblastoma studies in the lab including pathogenesis, innovative therapies, discovery of new molecular aberrations, new biomarkers, new therapeutic targets the effect of new drugs on cell lines, primary cells and xenografts, studying the influence of changes in the levels of non-coding RNA's (miRNAs and linc-RNA) on the tumor. Improvement of the activity of cytokine induced killer cells stemming from alpha/beta depleted T cells left over after haploidentical transplantations. Studying the effects of phytocannabinoids, synthetic cannabinoids and endocannabinoid-like substances on pediatric glioblastomas and neuroblastoma.

Main research areas:

1. T-CARS therapy for relapsed/resistant CD19 expressing leukemias and lymphomas
2. The effects of cannabinoids on pediatric tumors
3. Cytokine induced killer cells against pediatric tumors
4. Pediatric brain tumors research

Publications

Zinc enhances temozolomide cytotoxicity in glioblastoma multiforme model systems. **Toren A**, Pismenyuk T, Yalon M, Freedman S, Simon AJ, Fisher T, Moshe I, Reichardt JK, Constantini S, Mardor Y, Last D, Guez D, Daniels D, Assoulin M, Mehriar-Shai R. *Oncotarget*. 2016.

Yalon M, Tuval-Kochen L, Castel D, Moshe I, Mazal I, Cohen O, Avivi C, Rosenblatt K, Aviel-Ronen S, Schiby G, Yahalom J, Amariglio N, Pfeffer R, Lawrence YR, **Toren A**, Rechavi G, Paglin S Correction: Overcoming Resistance of Cancer Cells to PARP-1 Inhibitors with Three Different Drug Combinations.. *PloS One*. 2016.

Yalon M, Tuval-Kochen L, Castel D, Moshe I, Mazal I, Cohen O, Avivi C, Rosenblatt K, Aviel-Ronen S, Schiby G, Yahalom J, Amariglio N, Pfeffer R, Lawrence Y, **Toren A**, Rechavi G, Paglin S. Overcoming Resistance of Cancer Cells to PARP-1 Inhibitors with Three Different Drug Combinations. *PloS One*. 2016.

Fisher T, Golan H, Schiby G, PriChen S, Smoum R, Moshe I, Peshes-Yaloz N, Castiel A, Waldman D, Gallily R, Mechoulam R, **Toren A**. In vitro and in vivo efficacy of non-psychoactive cannabidiol in neuroblastoma. *Curr Oncol*. 2016.

Mehriar-Shai R, Yalon M, Moshe I, Barshack I, Nass D, Jacob J, Dor C, Reichardt JK, Constantini S, **Toren A**. Identification of genomic aberrations in hemangioblastoma by droplet digital PCR and SNP microarray highlights novel candidate genes and pathways for pathogenesis. *BMC Genomics*. 2016.

Mehriar-Shai R, Yalon M, Simon AJ, Eyal E, Pismenyuk T, Moshe I, Constantini S, **Toren A**. High metallothionein predicts poor survival in glioblastoma multiforme. *BMC Med Genomics*. 2015

Keidan I, Ben-Menachem E, Berkenstadt H, **Toren A**. A Simple Diagnostic Test to Confirm Correct Placement of Dysfunctional Central Venous Catheters Before Chemotherapy in Children. *J Pediatr Hematol Oncol*. 2016.

Hutt D, Nehari M, Munitz-Shenkar D, Alkalay Y, **Toren A**, Bielora B Hematopoietic stem cell donation: psychological perspectives of pediatric sibling donors and their parents. *Bone Marrow Transplant*. 2015.

Mehriar-Shai R, Freedman S, Shams S, Doherty J, Slattery W, Hsu NY, Reichardt JK, Andalibi A, **Toren**

A. Schwannomas exhibit distinct size-dependent gene-expression patterns. *Future Oncol.* 2015.

Goldstein G, Shemesh E, Frenkel T, Jacobson JM, **Toren A.** Abnormal body mass index at diagnosis in patients with Ewing sarcoma is associated with inferior tumor necrosis. *Pediatr Blood Cancer.* 2015.

Goldstein G, Keller N, Bilik R, Bielora B, **Toren A.** Do immunocompromised children benefit from having surgical lung biopsy performed? *Acta Haematol.* 2015.



Prof. Ido Wolf, M.D.

Oncology Division, Tel Aviv Sourasky Medical Center
Parasol Center for Women's Cancer Research



idow@tlvmc.gov.il



Dr. Tami Rubinek, Ph.D.

Head - Oncology Division Research Lab, Tel Aviv Sourasky Medical Center
Parasol Center for Women's Cancer Research



tamarru@tlvmc.gov.il

Deciphering Endocrine Aspects of Cancer Development

Positions

Prof. Ido Wolf, Associate Professor, Sackler Faculty of Medicine

Head, Oncology Division, Tel Aviv Sourasky Medical Center

Dr. Tami Rubinek, Senior Lecturer, Sackler Faculty of Medicine

Head – Oncology Division Research Lab, Tel Aviv Sourasky Medical Center

Klotho: the hormone that links longevity, metabolism and cancer

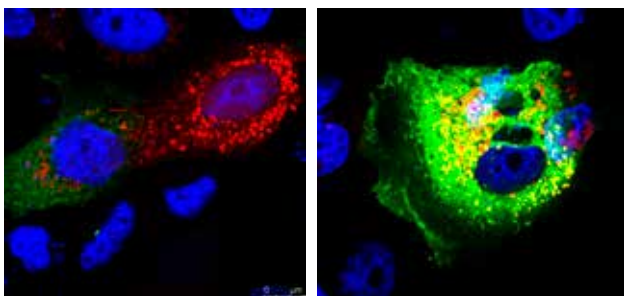
Klotho is a hormone that regulates physiologic processes, including kidney functions and metabolism. Reduced klotho levels are associated with aging. We discovered that klotho is a potent tumor suppressor in breast, pancreatic and ovarian cancers. Current projects:

- Characterization of klotho activity in cancer by generation of transgenic mice, structure-function analyses and biochemical analyses of enzymatic activities
- Deciphering the role of klotho as a regulator of calcium fluxes, mitochondrial activity and tumor metabolism
- Discovering the role of klotho in regulator of the GH/IGF axis

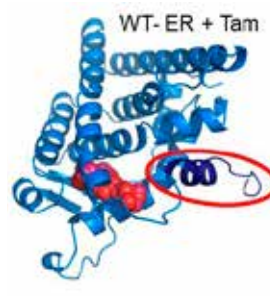
The estrogen receptor (ESR1) mutations in breast cancer

Our lab was the first to discover mutations in ESR1 that confer resistance to hormonal therapies in >40% of patients with metastatic breast cancer. Current projects:

- Studying the mutations as mediators of aggressive phenotype of breast cancer



Co-localization of klotho (green) with mitochondria (red) in MCF-7 breast cancer cells.



Structural model of D538G mutated ESR1

- Studying the unique metabolic activity of cancer cells harboring the mutations
- Development of novel treatment strategies in breast cancer

How do cancer cells choose where to metastasize or what regulates tropism?

We are tackling the role of specific mutations in mediating homing of cancer cells to specific organs:

- Deciphering the mechanism of homing of pancreatic tumors to different organs
- Revealing metabolic pathways enabling colon cancer cells to form brain metastasis

Publications

Lawrence YD, Morag O, Dicker A, **Wolf I**. Association between metabolic syndrome, diabetes mellitus and prostate cancer risk. *Prostate Cancer and Prostatic Diseases*. 2013; 16(2):181-6.

Kalich-Philosoph L, Roness H, Carmely A, Fishel-Bartal M, Ligumsky H, Paglin S, **Wolf I**, Kanety H, Sredni B, Meirou D. Cyclophosphamide triggers follicle activation and "burnout"; AS101 prevents follicle loss and preserves fertility. *Sci Transl Med*. 2013; 5(185):185ra62.

Merenbakh-Lamin K, Ben-Baruch N, Yehekel A, Dvir A, Soussan-Gutman L, Jeselsohn R, Yelensky R, Brown M, Miller VA, Sarid D, Rizel S, Klein B, **Rubinek T**, **Wolf I**. D538G mutation in estrogen receptor- α : A novel mechanism for acquired endocrine resistance in breast cancer. *Cancer Res*. 2013; 73(23):6856-64.

Waissengrin B, Urban D, Leshem Y, Garty M, **Wolf I**. Patterns of use of medical cannabis among Israeli cancer patients: a single institution experience. *J Pain Symptom Manage*. 2015; 49(2):223-30.

Shahmoon S, Rubinfeld H, **Wolf I**, Cohen ZR, Hadani M, Shimon I, **Rubinek T**. The aging suppressor klotho: a potential regulator of growth hormone secretion. *Am J Physiol Endocrinol Metab*. 2014; 307(3):E326-34.

Ben-Ami E, Merom H, Sikron F, Livneh J, Sadetzki S, **Wolf I**. Involvement of the family physician in the care of chemotherapy-treated patients with cancer: patients' perspectives. *J Oncol Pract*. 2014; 10(5):298-305.

Pud D, Har-Zahav G, Laitman Y, Rubinek T, Yehekel A, Ben-Ami S, Kaufman B, Friedman E, Symon Z, **Wolf I**. Association between variants of 5-hydroxytryptamine receptor 3C (HTR3C) and chemotherapy-induced symptoms in women receiving adjuvant treatment

for breast cancer. *Breast Cancer Res Treat*. 2014; 144(1):123-31.

Wolf I, Shahmoon S, Ben Ami M, Levy-Shraga Y, Mazor-Aronovitch K, Pinhas-Hamiel O, Yeshayahu Y, Hemi R, Kanety H, Rubinek T, Modan-Moses D. Association between decreased klotho blood levels and organic growth hormone deficiency in children with growth impairment. *PLoS One*. 2014; 9(9):e107174.

Jeselsohn R, Yelensky R, Buchwalter G, Frampton G, Meric-Bernstam F, Gonzalez-Angulo AM, Ferrer-Lozano J, Perez-Fidalgo JA, Cristofanilli M, Gómez H, Arteaga CL, Giltnane J, Balko JM, Cronin MT, Jarosz M, Sun J, Hawryluk M, Lipson D, Otto G, Ross JS, Dvir A, Soussan-Gutman L, **Wolf I**, **Rubinek T**, Gilmore L, Schnitt S, Come SE, Pusztai L, Stephens P, Brown M, Miller VA. Emergence of constitutively active estrogen receptor- α mutations in pretreated advanced estrogen receptor-positive breast cancer. *Clin Cancer Res*. 2014; 20(7):1757-67.

Hasson-Ohayon I, Goldzweig G, Sela-Oren T, Pizem N, Bar-Sela G, **Wolf I**. Attachment style, social support and finding meaning among spouses of colorectal cancer patients: Gender differences. *Palliat Support Care*. 2013, 8:1-9.

Lojkin I, **Rubinek T**, Orsulik S, Schwarzmann O, Karlan B, Bose S, **Wolf I**. Reduced expression and growth inhibitory activity of the aging suppressor klotho in epithelial ovarian cancer. *Cancer Lett*. 2015 362(2):149-57.

Kamari Y, Fingrut O, Shaish A, Almog T, Kandel-Kfir M, Harats D, **Rubinek T**, **Wolf I**. The effect of klotho treatment on atherogenesis, blood pressure and metabolic parameters in experimental rodent models. *Hormone and Metabolic Research*, 2015 48(3):196-200.

Ligumsky H, **Rubinek T**, Merenbakh-Lamin K, Yehekel A, Sertchook R, Shahmoon S, Aviel-Ronen S, **Wolf I**. Tumor suppressor activity of Klotho in breast cancer is revealed by structure-function analysis. *Mol Cancer Res*. 2015 13(10):1398-407 .

Aviel-Ronen S*, **Rubinek T***, Zadok O*, Vituri A, Avivi C, **Wolf I****, Barshack I**. Klotho expression in cervical cancer: differential expression in adenocarcinoma and squamous cell carcinoma. *first co-author, **equal supervisors. *J Clin Pathol*. 2016 ;69(1):53-7.

Wolf I *, Stein D*, Shahmoon S, Ziv SI, Hemi R, Kanety H, **Rubinek T****, Modan-Moses D**. Alteration in Serum Klotho Levels in Anorexia Nervosa. *first co-author, ** Co-supervision. *Clin Nutr*. 2015. pii: S0261-5614(15)00192-2.

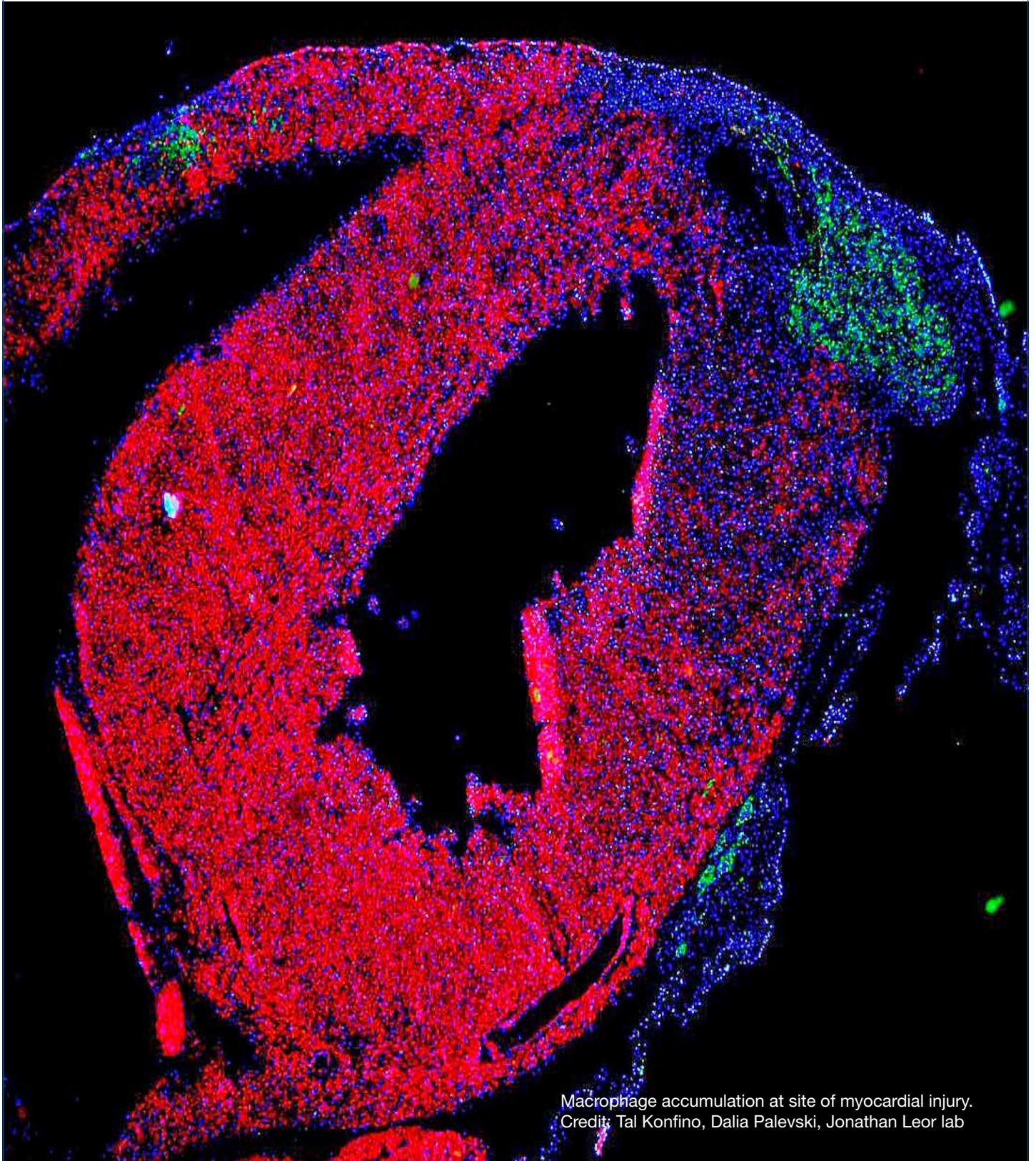
van Hazel GA, Heinemann V, Sharma NK, Findlay MP, Ricke J, Peeters M, Perez D, Robinson BA, Strickland AH, Ferguson T, Rodriguez J, Kröning H, **Wolf I**, Ganju V, Walpole E, Boucher E, Tichler T, Shacham-Shmueli E, Powell A, Eliadis P, Isaacs R, Price D, Moeslein F, Taieb J, Bower G, GebSKI V, Van Buskirk M, Cade DN, Thurston K, Gibbs P. SIRFLOX: Randomized Phase III Trial Comparing First-Line mFOLFOX6 (Plus or Minus Bevacizumab) Versus mFOLFOX6 (Plus or Minus Bevacizumab) Plus Selective Internal Radiation Therapy in Patients With Metastatic Colorectal Cancer. *J Clin Oncol.* 20;34(15):1723-31.

Rubinek T, Shahmoon S, Shabtay-Orbach A, Ben Ami M, Levy-Shraga Y, Mazor-Aronovitch K, Yeshayahu Y, Doolman R, Hemi R, Kanety H, **Wolf I**, Modan-Moses D. Klotho response to treatment with growth hormone and the role of IGF-I as a mediator. *Metabolism*, 2016;65(11):1597-1604.

Grants

- | | |
|-----------|---|
| 2014-2018 | Israel Science Foundation |
| 2016-2017 | Israel Cancer Association, Excellence Grant |
| 2016-2017 | ISF-INCPM |
| 2016-2017 | Ministry of Health |
| 2017-2018 | Parasol Research Grant, with Dr. Ligumasky |
| 2017-2018 | Parasol Research Grant, with Dr. Grossman |
| 2017-2022 | Orion Scholarship |

Cardiovascular System



Macrophage accumulation at site of myocardial injury.
Credit: Tal Konfino, Dalia Palevski, Jonathan Leor lab



Prof. Ehud Grossman, M.D.

Internal Medicine D and Hypertension Unit
Chaim Sheba Medical Center, Tel Hashomer
Affiliated to Sackler Faculty of Medicine



grosse@tauex.tau.ac.il



Dr. Avshalom Leibowitz, M.D.

Internal Medicine D and Hypertension Unit
Chaim Sheba Medical Center, Tel Hashomer



avshalom.leibowitz@sheba.health.gov.il

Investigating Hypertension, Diabetes Mellitus and Metabolic Syndrome

Positions (Prof. Grossman)

Head, Internal Medicine D and Hypertension Unit,
Chaim Sheba Medical Center, Tel-Hashomer

Professor of Medicine, Sackler Faculty of Medicine,
Tel Aviv University

Dean, Sackler Faculty of Medicine, Tel Aviv University

Research

Our research concentrates on the impact of coronary calcifications on cardiovascular morbidity and mortality in hypertensive patients. We showed that the presence of coronary calcifications is associated with increased mortality and that diabetic patients without coronary calcifications have a good prognosis. Our team also studied the effect of blood pressure control and stroke outcomes. We showed that elevated systolic blood pressure in acute stroke is associated with poor outcome and that change in BP during the first week after stroke has no effect on outcome. Our main basic research is on metabolic syndrome. How can we improve metabolic syndrome? We also studied the effect of melatonin on the cardiovascular system. Our recent paper in *J Pineal Res* showed that melatonin prevents kidney injury in a high salt diet-induced hypertension model by decreasing oxidative stress.

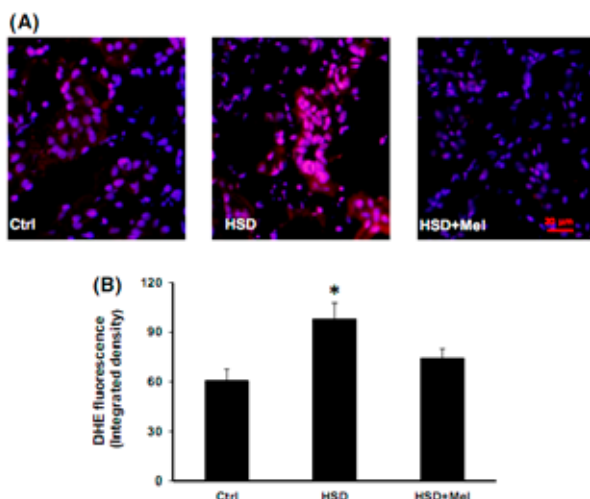


Fig. 3. Melatonin abolished high salt diet (HSD)-induced super oxide formation in the kidney. Dihydroethidium (DHE) staining demonstrating reactive oxygen species production determined in rats' kidneys. (A) Representative images of DHE-stained kidney sections and (B) quantification are presented. * $P < 0.05$ HSD versus Ctrl and HSD + Mel, $n = 5$, 20 \times magnification. Blue staining represents nuclear DAPI staining. Ctrl, control; HSD, high salt diet; Mel, melatonin.

Leibowitz A, Volkov A, Voloshin K, Shemesh C, Barshack I, Grossman E. *J Pineal Res*. 2016;60:48-54.

Publications

Grossman C, Shemesh J, Dovrish Z, Morag NK, Segev S, Grossman E. Coronary artery calcification is associated with the development of hypertension. *Am J Hypertens*. 2013;26:13-9.

Chokshi NP, Grossman E, Messerli FH. Blood pressure and diabetes: vicious twins. *Heart*. 2013;99:577-85.

- Grossman E.** Ambulatory blood pressure monitoring in the diagnosis and management of hypertension. *Diabetes care.* 2013;36 Suppl 2:S307-311.
- Shlomai G, Grassi G, **Grossman E**, Mancina G. Assessment of target organ damage in the evaluation and follow-up of hypertensive patients: where do we stand? *J Clin Hypertens.* 2013;15:742-7.
- Weiss A, Beloosesky Y, Schmilovitz-Weiss H, **Grossman E**, Boaz M. Serum total cholesterol: a mortality predictor in elderly hospitalized patients. *Clin Nutr.* 2013;32(4):533-537.
- Schmilovitz-Weiss H, Hochhauser E, Cohen M, Chepurko Y, Yitzhaki S, **Grossman E**, Leibowitz A, Ackerman Z, Ben-Ari Z. Rosiglitazone and bezafibrate modulate gene expression in a rat model of non-alcoholic fatty liver disease - A historical prospective. *Lipids Health Dis.* 2013;12:41.
- Grossman A, Prokupetz A, Gordon B, Morag-Koren N, **Grossman E.** Inter-arm blood pressure differences in young, healthy patients. *J Clin Hypertens (Greenwich).* 2013;15(8):575-578.
- Elkayam A, Peleg E, **Grossman E**, Shabtay Z, Sharabi Y. Effects of allicin on cardiovascular risk factors in spontaneously hypertensive rats. *IMAJ.* 2013;15(3):170-173.
- Rosman Y, **Grossman E**, Keller N, Thaler M, Eviatar T, Hoffman C, Apter S. Nocardiosis: A 15-year experience in a tertiary medical center in Israel. *European Journal of Internal Medicine.* 2013;24:552-7.
- Shemesh J, Motro M, Grossman C, Morag-Koren N, Apter S, **Grossman E.** Progression of coronary artery calcification is associated with long-term cardiovascular events in hypertensive adults. *Journal of Hypertension.* 2013;31:1886-92.
- Leibowitz A, Peleg E, Ben-David A, Sharabi Y, Kamari Y, Holzman E, **Grossman E.** Normal adiponectin levels in kidney transplant patients with hypertension. *Clinical Transplantation.* 2013;27:562-6.
- Weiss A, Beloosesky Y, Kenett RS, **Grossman E.** Systolic blood pressure during acute stroke is associated with functional status and long-term mortality in the elderly. *Stroke;* 2013;44:2434-40
- Koifman E, Kopel E, Maor E, Fefer P, Matezky S, Tofler G, Hamdan A, **Grossman E**, Goldenberg I, Klempfner R. Mineralocorticoid receptor antagonist use in eligible patients following acute myocardial infarction: Real world data from the acute coronary syndrome Israeli surveys: 2004-2010. *International Journal of Cardiology.* 2013;168:3971-6.
- Shemesh J, Tenenbaum A, Fisman EZ, Koren-Morag N, **Grossman E.** Coronary calcium in patients with and without diabetes: first manifestation of acute or chronic coronary events is characterized by different calcification patterns. *Cardiovasc Diabetol.* 2013;12:161.
- Grossman Y, Shlomai G, **Grossman E.** Treating hypertension in type 2 diabetes. *Expert Opin Pharmacother.* 2014;15:40-2131.
- Leibowitz A, **Grossman E.** [The role of the immune system in the pathogenesis of hypertension]. *Harefuah.* 2014;65:153:17-8.
- Argulian E, **Grossman E**, Messerli FH. Misconceptions and Facts About Treating Hypertension. *Am J Med.* 2014; 128:450-5.
- Shlomai G, Kopel E, Goldenberg I, **Grossman E.** Temporal trends in management of hypertension among Israeli adults, 2002-2010: Lesson from the Acute Coronary Syndromes Israeli Survey (ACSIS). *J Am Soc Hypertens* 2014;8(2):94-102.
- Leibowitz A, Faltin Z, Perl A, Eshdat Y, Hagay Y, Peleg E, **Grossman E.** Red grape berry-cultured cells reduce blood pressure in rats with metabolic-like syndrome. *Eur J Nutr* 2014;53:973-80.
- Grossman A, Cohen N, Shemesh J, Koren-Morag N, Leibowitz A, **Grossman E.** Exaggerated blood pressure response to exercise is not associated with masked hypertension in patients with high normal blood pressure levels. *J Clin Hypertens (Greenwich)* 2014;16:277-82.
- Eizenberg Y, **Grossman E**, Peleg E, Shabtai Z, Sharabi Y. Neutral endopeptidase inhibitor versus angiotensin converting enzyme inhibitor in a rat model of the metabolic syndrome. *J Am Soc Hypertens* 2014;8:227-31
- Koifman E, Tanne D, Molshatzki N, **Leibowitz A**, **Grossman E.** Trends in antihypertensive treatment - Lessons from the National Acute Stroke Israeli (NASIS) registry. *Blood Press* 2014;23:262-9.
- Shlomai G, Sella T, Sharabi Y, **Leibowitz A**, **Grossman E.** Serum potassium levels predict blood pressure response to aldosterone antagonists in resistant hypertension. *Hypertens Res* 2014;37:1037-41.
- Grossman C, Shemesh J, Koren-Morag N, Bornstein G, Ben-Zvi I, **Grossman E.** Serum Uric Acid Is Associated With Coronary Artery Calcification. *J Clin Hypertens* 2014;16:424-8.
- Rock W, Leshno M, Shlomai G, **Leibowitz A**, Sharabi Y, **Grossman E.** The Association between Ambulatory Systolic Blood Pressure and Cardiovascular Events

in a Selected Population with Intensive Control of Cardiovascular Risk Factors. *J Am Soc Hypertens* 2014;8:498-502.

Silverberg D, Younis A, Savion N, Harari G, Yakubovitch D, Yousif BS, Halak M, **Grossman E**, Schneiderman J. Long Term Renin-Angiotensin Blocking Therapy in Hypertensive Patients with Normal Aorta may Attenuate the Formation of Abdominal Aortic Aneurysms. *J Am Soc Hypertens* 2014;8:571-7.

Grossman A, Weiss A, Beloosesky Y, Morag-Koren N, Green H, **Grossman E**. Inter-arm blood pressure difference in hospitalized elderly patients- is it consistent? *J Clin Hypertens* 2014;16:518-23.

Weitzman D, Chodick G, Shalev V, Grossman C, **Grossman E**. Prevalence and Factors Associated With Resistant Hypertension in a Large Health Maintenance Organization in Israel. *Hypertension* 2014;64:501-7.

Salomon O, Leshem Y, Gluck I, **Grossman E**, Apter S, Konen E. Pseudo pulmonary embolism in cancer patients: a new clinical syndrome. *Blood Coagul Fibrinolysis*. 2014;25:871-5

Koifman E, **Grossman E**, Elis A, Dicker D, Koifman B, Mosseri M, Kuperstein R, Goldenberg I, Kamerman T, Levine-Tiefenbrun N, Klempfner R. Multidisciplinary rehabilitation program in recently hospitalized patients with heart failure and preserved ejection fraction: Rationale and design of a randomized controlled trial. *Am Heart J*. 2014;168:830-837 e1.

Shlomai G, Kopel E, Goldenberg I, **Grossman E**. The association between elevated admission systolic blood pressure in patients with acute coronary syndrome and favorable early and late outcomes. *J Am Soc Hypertens*. 2015;9:97-103.

Grossman C, Ehrlich S, Shemesh J, Koren-Morag N, **Grossman E**. Coronary Artery Calcium and Exercise Electrocardiogram as Predictors of Coronary Events in Asymptomatic Adults. *Am J Cardiol*. 2015;115:745-50.

Lavan O, Rimon U, Simon D, Khaitovich B, Segal B, **Grossman E**, Kleinbaum Y, Steinberg DM, Salomon O. The use of optional inferior vena cava filters of type Optease in trauma patients- a single type of filter in a single Medical Center. *Thromb Res*. 2015;135:873-6.

Grossman A, Messerli FH, **Grossman E**. Drug induced hypertension--An unappreciated cause of secondary hypertension. *Eur J Pharmacol*. 2015;763:15-22.

Shlomai G, Haran-Appel T, Sella T, Grossman Y, Hauschner H, Rosenberg N, **Grossman E**. High-risk type-2 diabetes mellitus patients, without

prior ischemic events, have normal blood platelet functionality profiles: a cross-sectional study. *Cardiovasc Diabetol*. 2015;14:80.

Weiss A, Grossman A, Bellosesky Y, Koren-Morag N, Green H, **Grossman E**. Inter-arm blood pressure difference in hospitalized elderly patients is not associated with excess mortality. *J Clin Hypertens*. 2015;17:786-91.

Berger A, **Grossman E**, Katz M, Kivity S, Klempfner R, Segev S, Goldenberg I, Sidi Y, Maor E. Exercise blood pressure and the risk for future hypertension among normotensive middle-aged adults. *Journal of the American Heart Association*. 2015: 4(4).

Keren S, **Leibowitz A**, **Grossman E**, Sharabi Y. Limited reproducibility of 24-h ambulatory blood pressure monitoring. *Clin Exp Hypertens*. 2015;37:599-603.

Rosman Y, Kopel E, Shlomai G, Goldenberg I, **Grossman E**. The association between admission systolic blood pressure of heart failure patients with preserved systolic function and mortality outcomes. *Eur J Intern Med*. 2015;26:807-12.

Berkovitch A, Maor E, Sabbag A, Chernomordik F, Elis A, Arbel Y, Goldenberg I, **Grossman E**, Klempfner R. Precipitating Factors for Acute Heart Failure Hospitalization and Long-Term Survival. *Medicine (Baltimore)*. 2015;94:e2330.

Shopen N, Schiff E, Koren-Morag N, **Grossman E**. Factors That Predict the Development of Hypertension in Women With Pregnancy-Induced Hypertension. *Am J Hypertens*. 2016;29:141-6.

Weiss A, Beloosesky Y, Kenett RS, **Grossman E**: Change in Systolic Blood Pressure During Stroke, Functional Status, and Long-Term Mortality in an Elderly Population. *Am J Hypertens*. 2016;29:432-8.

Eizenberg Y, Koton S, Tanne D, **Grossman E**. Association of age and admission mean arterial blood pressure in patients with stroke-data from a national stroke registry. *Hypertens Res*. 2016; 39:356-61.

Leibowitz A, Volkov A, Voloshin K, Shemesh C, Barshack I, **Grossman E**. Melatonin prevents kidney injury in a high salt diet-induced hypertension model by decreasing oxidative stress. *J Pineal Res*. 2016;60:48-54.

Koton S, Eizenberg Y, Tanne D, **Grossman E**. Trends in admission blood pressure and stroke outcome in patients with acute stroke and transient ischemic attack in a National Acute Stroke registry. *J Hypertens*. 2016;34:316-22.

Rock W, Zbidat K, Schwartz N, Elias M, Minuhin I, Shapira R, **Grossman E**. Pattern of Blood Pressure Response in Patients With Severe Asymptomatic Hypertension Treated in the Emergency Department. *J Clin Hypertens* . 2016;18:796-800.

Leiba A, Cohen-Arazi O, Mendel L, Holtzman EJ, **Grossman E**. Incidence, aetiology and mortality secondary to hypertensive emergencies in a large-scale referral centre in Israel (1991-2010). *J Hum Hypertens*. 2016;30:498-502.

Giladi O, Steinberg DM, Peleg K, Tanne D, Givon A, **Grossman E**, Klein Y, Avigdor S, Greenberg G, Katz R, Shalev V, Salomon O. Head trauma is the major risk factor for cerebral sinus-vein thrombosis. *Thromb Res*. 2016;137:26-9.

Shlomai G, Berkovitch A, Pinchevski-Kadir S, Bornstein G, **Leibowitz A**, Goldenberg I, **Grossman E**. The association between normal-range admission potassium levels in Israeli patients with acute coronary syndrome and early and late outcomes. *Medicine (Baltimore)*. 2016;95:e3778.

Weiss A, Beloosesky Y, Grossman A, Shlesinger A, Koren-Morag N, **Grossman E**. The association between orthostatic hypertension and all-cause mortality in hospitalized elderly persons. *J Geriatr Cardiol*. 2016;13:239-43.

Grossman C, Bornstein G, **Leibowitz A**, Ben-Zvi I, **Grossman E**. Effect of tumor necrosis factor-alpha inhibitors on ambulatory 24-h blood pressure. *Blood Press*. 2016:1-6.

Berger A, **Grossman E**, Katz M, Kivity S, Klempfner R, Segev S, Goldenberg I, Sidi Y, Maor E. Exercise systolic blood pressure variability is associated with increased risk for new-onset hypertension among normotensive adults. *J Am Soc Hypertens*. 2016;10: 535-527e2.

Solini A, **Grossman E**. What Should Be the Target Blood Pressure in Elderly Patients With Diabetes? *Diabetes Care*. 2016;39 Suppl 2:S234-43.

Shafran I, Greenberg G, **Grossman E**, **Leibowitz A**. Diabetic striatopathy-Does it exist in non-Asian subjects? *Eur J Intern Med*. 2016.

Grossman C, Bornstein G, Leibowitz A, Ben-Zvi I, Grossman E. Effect of tumor necrosis factor-alpha inhibitors on ambulatory 24-h blood pressure. Blood Press. 2017;26:24-29.

Koton S, Tanne D, **Grossman E**. Prestroke treatment with beta-blockers for hypertension is not associated with severity and poor outcome in patients with ischemic stroke: data from a national stroke registry. *J Hypertens*. 2017;35(4):870-876.

Leiba A, Twig G, Vivante A, Skorecki K, Golan E, Derazne E, Tzur D, **Grossman E**, Dichtiar R, Kark JD and Shohat T. Prehypertension among 2.19 million adolescents and future risk for end-stage renal disease. *J Hypertens*. 2017;35(6):1290-1296.

Segal O, Segal G, **Leibowitz A**, Goldenberg I, **Grossman E**, Klempfner R. Elevation in systolic blood pressure during heart failure hospitalization is associated with increased short and long-term mortality. *Medicine (Baltimore)*. 2017;96(5):e5890.

Israel A and **Grossman E**. Elevated High Density Lipoprotein Cholesterol is associated with hyponatremia in hypertensive patients. *Am J Med*. 2017.

Grossman C, Levin M, Koren-Morag N, Bornstein G, **Leibowitz A**, Ben-Zvi I, Shemesh J, **Grossman E**. Left ventricular hypertrophy predicts cardiovascular events in hypertensive patients with coronary artery calcifications. *Am J Hypertens*. 2017

Leibowitz A, Grossman E, Berkovitch A, Levartovski M, Appel S, Sharabi Y, Gluck I. The Effect of Head and Neck Radiotherapy on Blood Pressure and Orthostatic Hypotension in Patients with ith Head and Neck Tumors. *Am J Hypertens*. 2017.

Eizenberg Y, **Grossman E**, Tanne D, Koton S. Pre admission treatment with Beta-blockers in hypertensive patients with acute stroke and 3-month outcome - data from a national stroke registry. *J Clin Hypertens*. 2018

Botzer A, **Grossman E**, Moulton J, Unger R. A system view and analysis of essential hypertension. *J Hypertens*. 2018



Prof. Giris Jacob, M.D., D.Sc.

Department of Medicine F
J. Recanati Autonomic Dysfunction CTR
Tel Aviv Sourasky Medical Center
Department of Physiology & Pharmacology
Sackler Faculty of Medicine



jacobgi@tlvmc.gov.il

Cardiovascular Regulatory Systems Focusing on the Autonomic Nervous System in Human (*Translational Science*)

Position

Associate Professor, Medicine and Physiology

Research

Recanati Autonomic Dysfunction Center

The effect of adrenoceptors activation on the coagulation system

Insight into the regulatory mechanisms of mesenteric flow

Organ-specific flow regulation, e.g. cerebral and penile blood flow

Autonomic nervous system dysregulation in CVD

Autonomic nervous system and pain regulation, including fMRI studies

Postural tachycardia Syndrome (POTS)

Collaborations: Vanderbilt University, Nashville, TN, USA, Milano University, Italy, and Eurospace Center, Germany.

Publications

Lavi S, Egbarya R, Lavi R and **Jacob G**. Role of nitric oxide in the regulation of cerebral blood flow in humans: chemoregulation versus mechanoregulation. *Circulation* 107: 1901-1905, 2013.

Ali-Saleh M, Sarig G, Ablin JN, Brenner B and **Jacob G**. Inhalation of a Short-Acting beta2-Adrenoreceptor Agonist Induces a Hypercoagulable State in Healthy Subjects. *PLoS One* 11: e0158652, 2016.

Nahman-Averbuch H, Dayan L, Sprecher E, Hochberg U, Brill S, Yarnitsky D and **Jacob G**. Pain Modulation and Autonomic Function: The Effect of Clonidine. *Pain Med* 2016.

Kaufmann H and **Jacob G**. Early and delayed orthostatic hypotension: Time tells. *Neurology* 85: 1358-1359, 2015.

Dayan L, Brill S, Hochberg U and **Jacob G**. Is adenosine a modulator of peripheral vasoconstrictor responses? *Clin Auton Res* 26: 141147,, 2016.

Nahman-Averbuch H, Dayan L, Sprecher E, Hochberg U, Brill S, Yarnitsky D and **Jacob G**. (365) Pain modulation and autonomic function: the effect of clonidine. *J Pain* 17: S66, 2016.

Nahman-Averbuch H, Dayan L, Sprecher E, Hochberg U, Brill S, Yarnitsky D and **Jacob G**. Sex differences in the relationships between parasympathetic activity and pain modulation. *Physiol Behav* 154: 40-48, 2016.

Nahman-Averbuch H, Sprecher E, **Jacob G** and Yarnitsky D. The Relationships Between Parasympathetic Function and Pain Perception: The Role of Anxiety. *Pain Pract* 2016.

Alshiek JA, Dayan L, Asleh R, Blum S, Levy AP, **Jacob G**. Anti-oxidative treatment with vitamin E improves peripheral vascular function in patients with diabetes mellitus and Haptoglobin 2-2 genotype: A double-blinded cross-over study. *Diabetes Res Clin Pract*. 2017;131:200-207.

Dayan L, Hochberg U, Nahman-Averbuch H, Brill S, Ablin JN, **Jacob G**. Increased sympathetic outflow induces adaptation to acute experimental pain. *Pain Pract*. 2017. doi: 10.1111/papr.12606.

Jahshan S, Dayan L, **Jacob G**. Nitric oxide-sensitive guanylyl cyclase signaling affects CO₂-dependent but not pressure-dependent regulation of cerebral blood flow. *Am J Physiol Regul Integr Comp Physiol*. 2017;312(6):R948-R955.

Hellou R, Häuser W, Brenner I, Buskila D, **Jacob** G, Elkayam O, Aloush V, Ablin JN. Self-reported childhood maltreatment and traumatic events among israeli patients suffering from fibromyalgia and rheumatoid arthritis. Pain Res Manag. 2017;2017:3865249.

Grants

2016-2019 Yahel Foundation (Recanati), NYC, USA



Prof. Dror Harats, M.D.

Sheba Medical Center



TEL AVIV UNIVERSITY



dror.harats@sheba.health.gov.il

Atherosclerosis – Research, Treatment and Prevention

Positions

Professor of Medicine, Department of Human Molecular Genetics and Biochemistry, Sackler Faculty of Medicine

Acting Vice President of Research and Development and Academy and Chairman, IRB Committee

President, The Bert W. Strassburger Lipid Center, Sheba Medical Center

Chairman, IRB Committee of the Sheba Medical Center

CEO, Vascular Biogenics Ltd (VBL)

Research

We investigate lipid metabolism, atherosclerosis and vascular biology. In our research, we apply advanced research tools, utilizing in-vitro and in-vivo models and performing clinical trials. In our studies, we focus on basic aspects in atherosclerosis progression and developing new treatments for prevention of the disease.

The current research projects are:

The effect of carotenoids and their cleavage products on the activation of the nuclear receptor RXR and atherosclerosis in mouse models.

The effect of carotenoids on Retinitis Pigmentosa.

The effect of carotenoids on Alzheimer in transgenic mice.

The role of the coagulation Factor XI in early and advanced atherosclerosis by using apolipoproteinE/ FactorXI double knock-out mice.

The role of apoA5 in atherosclerosis development by using apolipoproteinE/apoAVI transgenic mice.

Publications

Harari A., **Harats D.**, Marko D., Cohen H., Barshack I., Gonen A. Ben-Shushan D., Kamari Y. Ben-Amotz A. Shaish A. Supplementation with 9-cis Beta-carotene-rich alga Dunaliella improves hyperglycemia and adipose tissue inflammation in diabetic mic. J Appl Phycol 25:687-693, 2013.

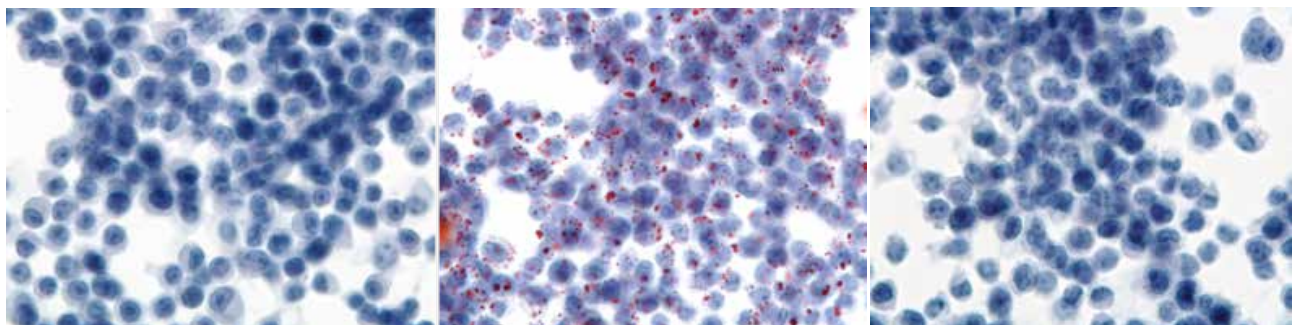
Brenner A, Cohen YC, Breitbart E, Bangio L, Sarantopoulos J, Giles F, Borden EC, **Harats D**, Triozzi PL. Phase 1 Dose-Escalation Study of VB-111, an Anti-Angiogenic Virotherapy, in Patients with Advanced Solid Tumors. Clin Cancer Res. 2013, 19(14):3996-4007.

Ygal Rotenstreich, Michael Belkin, Siegal Sadetzki, Angela Chetrit, Gili Ferman-Attar, Ifat Sher, Ayelet Harari, Aviv Shaish, **Dror Harats**. Treatment With 9- cis β -Carotene-Rich Powder in Patients With Retinitis Pigmentosa: A Randomized Crossover Trial. JAMA Ophthalmol. 131(3):985-992, 2013.

Control

LDL

LDL+9-cis Retinoic Acid



Macrophage foam cell formation is inhibited by 9-cis retinoic acid

- Feige E, Yacov N, Salem Y, Levi I, Mendel I, Propheta-Meirani O, Shoham A, Hait-Darshan R, Polonsky O, George J, **Harats D**, Breitbart E. Inhibition of monocyte chemotaxis by VB-201, a small molecule lecithinase, hinders atherosclerosis development in ApoE(-/-) mice. *Atherosclerosis*. 229(2):430-9, 2013.
- Bitzur R, Cohen H, Kamari Y, **Harats D**. Intolerance to statins: mechanisms and management. *Diabetes Care* 36 (Suppl 2):S325-30, 2013.
- Stancevic B, Varda-Bloom N, Cheng J, Fuller JD, Rotolo JA, Garcia-Barros M, Feldman R, Rao S, Weichselbaum RR, **Harats D**. Adenoviral transduction of human acid sphingomyelinase into neo-angiogenic endothelium radiosensitizes tumor cure. *PLoS One*. 2013;8(8):e69025.
- Mendel I, Feige E, Yacov N, Salem Y, Levi I, Propheta-Meirani O, Shoham A, Ishai E, George J, **Harats D**, Breitbart E. VB-201, an Oxidized Phospholipid Small Molecule, Inhibits CD14- and TLR2-Dependent Innate Cell Activation and Constrains Atherosclerosis. *Clin Exp Immunol*. 2014;175(1):126-37
- Harari A, Abecassis R, Relevy N, Levi Z, Ben-Amotz A, Kamari Y, **Harats D**, Shaish A. Prevention of Atherosclerosis Progression by 9-cis- β -Carotene Rich Alga *Dunaliella* in apoE-Deficient Mice. *Biomed Res Int*. 2013;2013:169517.
- Bitzur R, Cohen H, Kamari Y, **Harats D**. Harefuah. Phytosterols: another way to reduce LDL cholesterol levels. 2013;152(12):729-31,
- Grosskopf I, Shaish A, Ray A, Harats D, Kamari Y. Low molecular weight heparin-induced increase in chylomicron-remnants clearance, is associated with decreased plasma TNF- α level and increased hepatic lipase activity. *Thromb Res*. Apr;133(4):688-92, 2014.
- Olteanu S, Kandel-Kfir M, Shaish A, Almog T, Shemesh S, Barshack I, Apte RN, **Harats D**, Kamari Y. Lack of interleukin-1 α in Kupffer cells attenuates liver inflammation and expression of inflammatory cytokines in hypercholesterolaemic mice. *Dig Liver Dis*. 46(5):433-9, 2014.
- Uri-Belapolsky S, Shaish A, Eliyahu E, Grossman H, Levi M, Chuderland D, Ninio-Many L, Hasky N, Shashar D, Almog T, Kandel-Kfir M, **Harats D**, Shalgi R, Kamari Y. Interleukin-1 deficiency prolongs ovarian lifespan in mice. *Proc Natl Acad Sci USA*. 2014;26;111(34):12492-7
- Mendel I, Yacov N, **Harats D**, Breitbart E. Therapies targeting innate immunity for fighting inflammation in atherosclerosis. *Curr Pharm Des*. 2015;21(9):1185-95.
- Zolberg Relevy N, Bechor S, Harari A, Ben-Amotz A, Kamari Y, **Harats D**, Shaish A. The inhibition of macrophage foam cell formation by 9-cis β -carotene is driven by BCMO1 activity. *PLoS One*. 2015;10(1):e0115272.
- Almog T, Kandel-Kfir M, Shaish A, Dissen M, Shlomai G, Voronov E, Apte RN, **Harats D**, Kamari Y. Knockdown of interleukin-1 α does not attenuate LPS-induced production of interleukin-1 β in mouse macrophages. *Cytokine*. 2015;73(1):138-143.
- Relevy NZ, **Harats D**, Harari A, Ben-Amotz A, Bitzur R, Rühl R, Shaish A. Vitamin A-Deficient Diet Accelerated Atherogenesis in Apolipoprotein E(-/-) Mice and Dietary β -Carotene Prevents This Consequence. *Biomed Res Int*. 2015;2015:758723
- Kandel-Kfir M, Almog T, Shaish A, Shlomai G, Anafi L, Avivi C, Barshack I, Grosskopf I, **Harats D**, Kamari Y. Interleukin-1 α deficiency attenuates endoplasmic reticulum stress-induced liver damage and CHOP expression in mice. *J Hepatol*. 63(4):926-33, 2015.
- Bitzur R, Rozenman Y, Vinker S, Dikerl D, Shemesh J, Lahad A, Gavishi D, **Harats D**, Knobler H; Society for Research, Prevention and Treatment of Atherosclerosis, Israel; Israel Heart Society; Israel Association of Family Physicians; Israel Society of Internal Medicine. Israeli guidelines for the treatment of hyperlipidemia – 2014 update *Harefuah* 154(5):330-3, 337-8, 2015.
- Rosenzweig B, Barshack I, **Harats D**, Shaish A. Thoracic Duct Narrowing-Innovative Technique Restraining Weight Gain in Rats. *Obes Surg*. 25(12):2443-50, 2015.
- Shnerb Ganor R, **Harats D**, Schiby G, Gailani D, Levkovitz H, Avivi C, Tamarin I, Shaish A, Salomon O. Factor XI Deficiency Protects Against Atherogenesis in Apolipoprotein E/Factor XI Double Knockout Mice. *Arterioscler Thromb Vasc Biol*. 36(3):475-81, 2016.
- Grosskopf I, Shaish A, Charach G, **Harats D**, Kamari Y. Nifedipine Treatment for Hypertension is Associated with Enhanced Lipolytic Activity and Accelerated Clearance of Postprandial Lipemia. *Horm Metab Res*. 2016 Feb 5. [Epub ahead of print]
- Bechor S, Zolberg Relevy N, Harari A, Almog T, Kamari Y, Ben-Amotz A, **Harats D**, Shaish A. 9-cis β -Carotene Increased Cholesterol Efflux to HDL in Macrophages. *Nutrients*. 19;8(7), 2016.
- Boehm-Cagan A, Bar R, **Harats D**, Shaish A, Levkovitz H, Bielicki JK, Johansson JO, Michaelson DM. Differential Effects of apoE4 and Activation of ABCA1 on Brain and Plasma Lipoproteins. *PLoS One*. 8;11(11), 2016.

Grants

2014-2017	Nikken-Shohonsha, 9-cis retinoic Acid-Lipid Metabolism & Atherogenesis	2015-2017	Pfizer, Phase 3, multi-center, double blind, randomized, placebo-controlled, parallel group evaluation of the efficacy, safety and tolerability of Bococizumab (PF 04950615), in reducing the occurrence of major cardiovascular events in high risk subjects-SPIRE-2
2014-2017	Regeneron, A randomized, double-blind, placebo-controlled study to evaluate the efficacy and safety of an every four weeks treatment regimen of Alirocumab in patients with primary hypercholesterolemia	2015-2017	Pfizer, Phase 3, multi-center, double blind, randomized, placebo-controlled, parallel group evaluation of the efficacy, safety and tolerability of Bococizumab (PF 04950615), in reducing the occurrence of major cardiovascular events in high risk subjects-SPIRE-1
2014-2017	Sanofi , Open label extension study of EFC12492, R727-CL-1112, EFC12732, & LTS11717 studies to assess the long-term safety and efficacy of Alirocumab in patients with Heterozygous FH		



Prof. Gad Keren, M.D.

Tel Aviv Sourasky Medical Center
Sackler Faculty of Medicine



TEL AVIV UNIVERSITY

kereng@tlvmc.gov.il
URL: <http://www.tasmc.org.il/sites/en/Personnel/Pages/Keren-Gad.aspx>



Dr. Michal Entin-Meer, Ph.D.

Lab Manager & Senior Researcher
Cardiovascular Research Lab, Tel Aviv Sourasky
Medical Center; Lecturer, Department of
Cardiology, Sackler Faculty of Medicine

michale@tlvmc.gov.il
URL: <http://www.tasmc.org.il/sites/en/Personnel/Pages/Michal-Entin-Meer.aspx>



Elucidating the Molecular & Pathophysiological Mechanisms Leading to the Initiation and Progression of Cardiovascular Diseases

Positions (Prof. Keren)

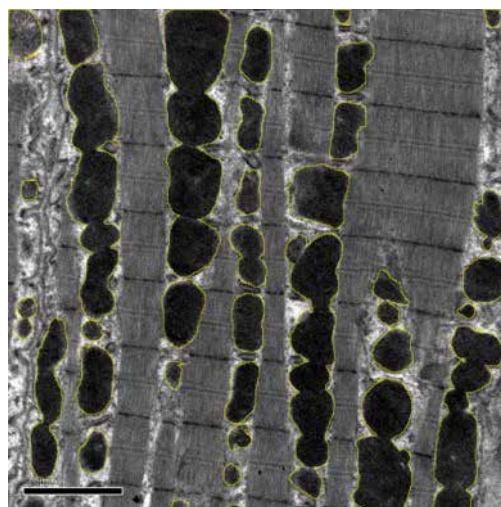

Head, Cardiology Division, Tel Aviv Sourasky Medical Center

Professor, Department of Cardiology

Research

We study the molecular networks leading to the initiation and progression of acute versus chronic presentation of various cardiac diseases. Currently

we mainly focus on studying the following cardiac pathologies: 1. Acute myocardial infarction leading to left ventricular dysfunction; 2. cardiac volume overload- a prominent pathology in valvular diseases and chronic heart failure; 3. the prevalent presentation of cardio-renal syndrome. Utilizing the appropriate in vivo models as well as various molecular and cellular techniques, we have been trying to identify novel therapeutic targets for attenuating disease progression and to improve the clinical presentation of these devastating conditions.



Captures of transmitted electron microscopy demonstrating the organized structure of cardiac mitochondria in sham-operated control rats (A) compared to the swallowed unorganized structure of the mitochondria in the heart tissue of animals with chronic kidney disease (B).

Main ongoing research topics

The potential involvement of the cation channel TRPV2, which is highly abundant on peri-infarct immune cells, in the recovery processes following an acute myocardial infarction.

Elucidating the therapeutic potential of anti-metalloproteinase antibodies as well as reagents holding anti-histone deacetylase activity for the treatment of cardiac volume overload.

Cardiac mitochondria as a promising target for attenuation of cardiac dysfunction and progression to cardiorenal syndrome in patients with chronic kidney disease.

Publications

Barzelay A, Hochhauser E, **Entin-Meer M**, Chepurko Y, Birk E, Afek A, Barshack I, Pinhas L, Rivo Y, Ben-Shoshan J, Maysel-Auslender S, **Keren G**, George J. Islet-1 gene delivery improves myocardial performance after experimental infarction. *Atherosclerosis*. 2012, 223:284-90.

Entin-Meer M, Pasmanik-Chor M, Ben-Shoshan J, Maysel-Auslender S, Goryainov P, Laron I, Klipper S, Oron-Karni V, Semo J, Hertzberg E, **Keren G**. Renal Failure is Associated with Driving of Gene Expression towards Cardiac Hypertrophy and Reduced Mitochondrial Activity. 2012, *J Clin Exp Cardiol*. 2012, 3:184.

Entin-Meer M, Ben Shoshan J, Maysel-Auslender S, Levy R, Goryainov P, Schwartz I, Barshack I, Avivi C, Sharir R, **Keren G**. Accelerated renal fibrosis in cardio-renal syndrome is associated with long-term increase in urine NGAL levels. *American J Nephrol* 2012, 36:190-200.

Ben-Shoshan J, **Entin-Meer M**, Guzner-Gur H, **Keren G**. The Cardiorenal Syndrome: A Mutual Approach to Concomitant Cardiac and Renal Failure. *Isr Med Assoc J*. 2012, 14:2-8.

Wasserman A, Ben-Shoshan J, **Entin-Meer M**, Maysel-Auslender S, **Keren G**. ST2+CD4+ T Cells in Experimental Atherosclerosis. *Isr Med Assoc J*. 2012, 14:620-3.

Semo J, Sharir R, Afek A, Avivi C, Barshack I, Maysel-Auslender S, **Entin-Meer M**, **Keren G**, George J. The 106b~25 MicroRNA Cluster is Essential for Neovascularization After Hindlimb Ischemia in Mice. 2013, *Eur Heart J*, 35(45):3212-3223.

Havakuk O, **Entin-Meer M**, Ben-Shoshan J, Goryainov P, Maysel-Auslender S, Joffe EI, **Keren G**. Effect of Vitamin D Analogues on Acute Cardiorenal

Syndrome: A Laboratory Rat Model. *Isr Med Assoc J*. 2013, 15:693-697.

Mausner-Fainberg K, Karni A, George J, **Entin-Meer M**, Afek A. Eotaxin-2 blockade ameliorates experimental autoimmune encephalomyelitis. *World J Immunol*. 2013, 3:7-14.

Hertzberg E, **Entin-Meer M**, Levy R, Goryainov P, Khananshvil D, **Keren G**. Downregulated expression of genes involved in the ubiquinone biosynthesis pathway in cardiorenal syndrome is associated with histopathological changes of the mitochondria. *Eur Heart J*. 2013, 34 (suppl 1), P5681.

Sharir R, Semo Y, Maysel-Auslender S, Landa-Rouben N, Shaish A, Holbova R, Kain D, **Entin-Meer M**, **Keren G**, George J. The protective effects of regulatory T cells in cardiac and skeletal muscles ischemia: reduce infarct size, improve LV remodeling and function and improve flow recovery. *Eur Heart J*. 2013, 34 (suppl 1), P605.

Mor A, Afek A, **Entin-Meer M**, **Keren G**, George J. Anti eotaxin-2 antibodies attenuate the initiation and progression of experimental atherosclerosis. 2013, *WJCD* 3(4): 339-346.

Sharir R, Semo J, Shaish A, Landa-Rouben N, **Entin-Meer M**, **Keren G**, George J. Regulatory T cells influence blood flow recovery in experimental hindlimb ischaemia in an IL-10-dependent manner. *Cardiovasc Res*. 2014, 103(4):585-96.

Entin-Meer M, Levy R, Goryainov P, Landa N, Barshack I, Avivi C, Semo J, **Keren G**. The transient receptor potential vanilloid 2 cation channel is abundant in macrophages accumulating at the peri-infarct zone and may enhance their migration capacity towards injured cardiomyocytes following myocardial infarction. *PLoS One*. 2014, 9(8):e105055.

Golan S, **Entin-Meer M**, Semo Y, Maysel-Auslender S, Mezaad-Koursh D, **Keren G**, Loewenstein A, Barak A. Gene profiling of human VEGF signaling pathways in human endothelial and retinal pigment epithelial cells after anti VEGF treatment. *BMC Res Notes*. 2014, 7:617.

Golan S, Levi R, **Entin-Meer M**, Barak A. The effects of vital dyes on retinal pigment epithelium cells in oxidative stress. *Ophthalmic Res*. 2014; 52(3):147-50.

Sharir R, Semo J, Shimoni S, Ben-Mordechai T, Landa-Rouben N, Maysel-Auslender S, Shaish A, **Entin-Meer M**, **Keren G**, George J. Experimental myocardial infarction induces altered regulatory T cell homeostasis, and adoptive transfer attenuates subsequent remodeling. *PLoS One*. 2014, 9(12):e113653.

Rofe MT, Levi R, Hertzberg-Bigelman E, Goryainov P, Barashi R, Ben-Shoshan J, **Keren G, Entin-Meer M**. Chronic kidney disease leads to cardiac hypertrophy with no apparent induction of cardiac cell death. *Isr Med Assoc J*. 2015, 17(12):744-9.

Barzelay A, Levy R, Kohn E, Sella M, Shani N, Meilik B, **Entin-Meer M**, Gur E, Loewenstein A, Barak A. Power-Assisted Liposuction Versus Tissue Resection for the Isolation of Adipose Tissue-Derived Mesenchymal Stem Cells: Phenotype, Senescence, and Multipotency at Advanced Passages. *Aesthet Surg J*. 2015, 35(7):NP230-40.

Margolis G, Levy R, **Keren G, Entin-Meer M**. Differential effects of colchicine on cellular viability of cardiac cells in an in vitro model simulating myocardial infarction. *Cardiology*. 2016, 134(1):57-64.


Ben Shoshan J, Steinvil A, Arbel Y, Topilsky Y, Barak L, **Entin-Meer M**, Levy R, Schwartz AL, Keren G, Finkelstein A, Banai S. Sustained Elevation of Vascular Endothelial Growth Factor and Angiopoietin 2 Levels Following Transcatheter Aortic Valve Replacement. *Can J Cardiol*. In Press.

Hertzberg-Bigelman E, Barashi R, Levy R, Cohen L, Ben-Shoshan J, **Keren G, Entin-Meer M**. Down-Regulation of Cardiac Erythropoietin Receptor and its Downstream Activated Signal Transducer Phospho-STAT-5 in a Rat Model of Chronic Kidney Disease. *Isr Med Assoc J*. 2016, 18(6):326-30.

Ben-Shoshan G, Jurban A, Levy R, Keren G, Entin-Meer M. Increased CD11b+ cells and IL-1alpha levels during cardiomyopathy induced by chronic adrenergic activation. *Isr Med Assoc J*, In Press.

Grant

2015-2018 Medical treatment in old age, Ministry of Science, Technology & Space



Prof. Ran Kornowski, M.D., FESC, FACC

Division of Cardiology and Cardiac
Catheterizations
Rabin Medical Center



TEL AVIV UNIVERSITY



rkornowski@clalit.org.il

Positions

Full Professor, Sackler Faculty of Medicine

Rena Favaloro Chair for Heart Surgery and
Interventional Cardiology

Chairman, Division of Cardiology and Cardiac
Catheterizations, Rabin Medical Center

President, Israeli Society of Cardiology

Research

Prof. Kornowski has been involved in multiple
technology developments and innovative treatment
techniques in cardiology. The research activities
include:

Development of new techniques geared towards
catheter valve interventions, examining feasibility,
safety and treatment outcomes.

Innovative imaging techniques of the coronary
arteries and physiology.

Study of the cardiac effects of caloric restriction
and neuro-hormonal pathways of weight reduction.

Translational studies of coronary thrombosis and
progenitor endothelial cells.

Translational cardiovascular research of stem cells
and gene therapy.

Development of new medications during and after
cardiac catheterizations.

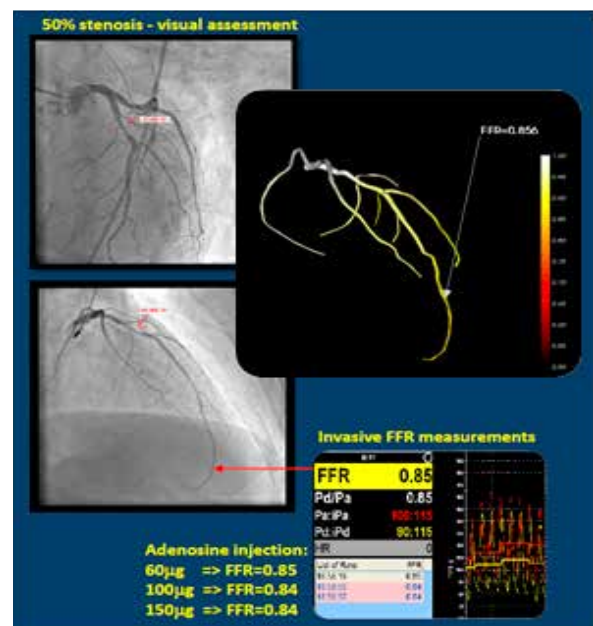
Research of novel drug-eluting stents and
biodegradable scaffolds implanted within the
coronary arteries.

Development of methods of “hybrid” cardiac
interventions combined with minimal invasive cardiac
surgery to treat structural and coronary diseases.

Mentoring and guiding students and young
cardiologists in the early stage of their career.



Image display of coronary angiography (Ref. Kornowski R. et al.
J Am Coll Cardiol 2016;68:2235-2237)



Publications

Kornowski R, Lavi I, Pellicano M, Xaplanteris P, Vaknin-Assa H, Assali A, Valtzer O, Lotringer Y, De Bruyne B. Fractional Flow Reserve Derived From Routine Coronary Angiograms. *J Am Coll Cardiol*. 2016;68(20):2235-2237.

Landes U, Barsheshet A, Finkelstein A, Guetta V, Assali A, Halkin A, Vaknin-Assa H, Segev A, Bental T, Ben-Shoshan J, Barbash IM, **Kornowski R**. Temporal trends in transcatheter aortic valve implantation, 2008-2014: patient characteristics, procedural issues, and clinical outcome. *Clin Cardiol*. 2016.

Codner P, Levi A, Gargiulo G, Praz F, Hayashida K, Watanabe Y, Mylotte D, Debry N, Barbanti M, Lefèvre T, Modine T, Bosmans J, Windecker S, Barbash I, Sinning JM, Nickenig G, Barsheshet A, **Kornowski R**. Impact of Renal Dysfunction on Results of Transcatheter Aortic Valve Replacement Outcomes in a Large Multicenter Cohort. *Am J Cardiol*. 2016.

Landes U, **Kornowski R**, Bental T, Assali A, Vaknin-Assa H, Lev E, Iakobishvili Z. Long-term outcomes after percutaneous coronary interventions in cancer survivors. *Coron Artery Dis*. 2016.

Orvin K, Bental T, Assali A, Lev E, Vaknin-Assa H, **Kornowski R**. Usefulness of the CHA2DS2-VASC Score to Predict Adverse Outcomes in Patients Having Percutaneous Coronary Intervention. *Am J Cardiol*. 2016;117(9):1433-8.

Landes U, Orvin K, Codner P, Assali A, Vaknin-Assa H, Schwartzberg S, Levi A, Shapira Y, Sagie A, **Kornowski R**. Urgent Transcatheter Aortic Valve Implantation in Patients With Severe Aortic Stenosis and Acute Heart Failure: Procedural and 30-Day Outcomes. *Can J Cardiol*. 2016;32(6):726-31.

Levy E, **Kornowski R**, Gavrieli R, Fratty I, Greenberg G, Waldman M, Birk E, Shainberg A, Akirov A, Miskin R, Hochhauser E. Long-Lived α MUPA Mice Show Attenuation of Cardiac Aging and Leptin-Dependent Cardioprotection. *PLoS One*. 2015;10(12):e0144593.

Barbash IM, Finkelstein A, Barsheshet A, Segev A, Steinvil A, Assali A, Ben Gal Y, Vaknin Assa H, Fefer P, Sagie A, Guetta V, **Kornowski R**. Outcomes of Patients at Estimated Low, Intermediate, and

High Risk Undergoing Transcatheter Aortic Valve Implantation for Aortic Stenosis. *Am J Cardiol*. 2015;116(12):1916-22.

Codner P, Orvin K, Assali A, Sharony R, Vaknin-Assa H, Shapira Y, Schwartzberg S, Bental T, Sagie A, **Kornowski R**. Long-Term Outcomes for Patients with Severe Symptomatic Aortic Stenosis Treated With Transcatheter Aortic Valve Implantation *Am J Cardiol*. 2015;116(9):1391-8.

Lakobishvili Z, **Kornowski R**. Can cardiology deliver better care internationally? *Future Oncol*.;11(16):2259-62.

Landes U, Bental T, Orvin K, Vaknin-Assa H, Rechavia E, Iakobishvili Z, Lev E, Assali A, **Kornowski R**. Type 2 myocardial infarction: A descriptive analysis and comparison with type 1 myocardial infarction. *J Cardiol*. 2016;67(1):51-6.

Dvir D, Webb JG, Bleiziffer S, Pasic M, Waksman R, Kodali S, Barbanti M, Latib A, Schaefer U, Rodés-Cabau J, Treede H, Piazza N, Hildick-Smith D, Himbert D, Walther T, Hengstenberg C, Nissen H, Bekerredjian R, Presbitero P, Ferrari E, Segev A, de Weger A, Windecker S, Moat NE, Napodano M, Wilbring M, Cerillo AG, Brecker S, Tchetché D, Lefèvre T, De Marco F, Fiorina C, Petronio AS, Teles RC, Testa L, Laborde JC, Leon MB, **Kornowski R**. Transcatheter aortic valve implantation in failed bioprosthetic surgical valves. *JAMA*. 2014;312(2):162-70

Issan Y, **Kornowski R**, Aravot D, Shainberg A, Laniado-Schwartzman M, Sodhi K, Abraham NG, Hochhauser E. Heme oxygenase-1 induction improves cardiac function following myocardial ischemia by reducing oxidative stress. *PLoS One*. 2014;9(3):e92246.

Dvir D, Webb J, Brecker S, Bleiziffer S, Hildick-Smith D, Colombo A, Descoutures F, Hengstenberg C, Moat NE, Bekerredjian R, Napodano M, Testa L, Lefevre T, Guetta V, Nissen H, Hernández JM, Roy D, Teles RC, Segev A, Dumontel N, Fiorina C, Gotzmann M, Tchetché D, Abdel-Wahab M, De Marco F, Baumbach A, Laborde JC, **Kornowski R**. Transcatheter aortic valve replacement for degenerative bioprosthetic surgical valves: results from the global valve-in-valve registry. *Circulation*. 2012;126(19):2335-44.



Prof. Jonathan Leor, M.D.

Neufeld Cardiac Research Institute, Tel Aviv University; Tamman Cardiovascular Institute, Sheba Medical Center; Sheba Center of Regenerative Medicine, Stem Cells and Tissue Engineering



leorj@post.tau.ac.il

Cardiovascular Regenerative Medicine and Targeting of Inflammation and Fibrosis

Positions

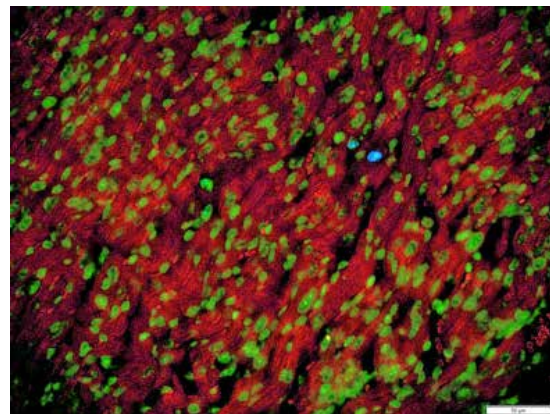
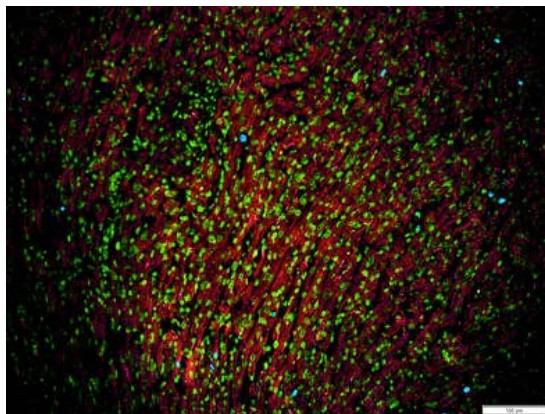
Professor of Cardiology, Sackler Faculty of Medicine
Director, Neufeld Cardiac Research Institute, Tel Aviv University
Director, Tamman Cardiovascular Research Institute, Sheba Medical Center
Director, Sheba Center of Regenerative Medicine, Stem Cells and Tissue Engineering

Research

Our lab is focused on translational research. Specifically, we study cardiovascular regenerative medicine, stem cells and tissue engineering. In addition, we aim to target cardiovascular inflammation and fibrosis using novel nano-medicine and a theranostic (therapy + diagnosis) approach. We use a combination of gene profiling, new biomaterials, liposomes, tissue engineering, physiological testing, and molecular imaging technologies, to understand heart cell biology in vitro and in vivo. Particularly, we work on the development of novel nano-therapies for cardiovascular disease.

Publications

Palevski D, Levin-Kotler LP, Kain D, Naftali-Shani N, Landa N, Ben-Mordechai T, Konfino T, Holbova R, Molotski N, Rosin-Arbesfeld R, Lang RA and **Leor J**. Loss of Macrophage Wnt Secretion Improves Remodeling and Function After Myocardial Infarction in Mice. *J Am Heart Assoc*. 2017;6.
Ben-Mordechai T, Kain D, Holbova R, Landa N, Levin LP, Elron-Gross I, Glucksam-Galnoy Y, Feinberg MS, Margalit R and Leor J. Targeting and modulating infarct macrophages with hemin formulated in designed lipid-based particles improves cardiac remodeling and function. *J Control Release*. 2017.
Zager Y, Kain D, Landa N, **Leor J** and Maor E. Optimization of Irreversible Electroporation Protocols for In-vivo Myocardial Decellularization. *PLoS One*. 2016;11:e0165475.
Roichman A, Kanfi Y, Glazz R, Naiman S, Amit U, Landa N, Tinman S, Stein I, Pikarsky E, **Leor J** and Cohen HY. SIRT6 Overexpression Improves Various Aspects of Mouse Healthspan. *J Gerontol A Biol Sci Med Sci*. 2016.



Myocardial regeneration in a neonatal heart of a mouse, 3 days after apical resection. We used the heart of a newborn mouse to study the mechanism of myocardial regeneration and repair. The regenerating myocardium is characterized by cardiomyocyte (cardiac actin, red) dedifferentiation, and proliferation. Phospho-histone 3 immunostaining detects dividing nuclei (blue) and mitotic activity. Nuclei are stained green with DAPI

Madonna R, Van Laake LW, Davidson SM, Engel FB, Hausenloy DJ, Lecour S, **Leor J**, Perrino C, Schulz R, Ytrehus K, Landmesser U, Mummery CL, Janssens S, Willerson J, Eschenhagen T, Ferdinandy P and Sluijter JP. Position Paper of the European Society of Cardiology Working Group Cellular Biology of the Heart: cell-based therapies for myocardial repair and regeneration in ischemic heart disease and heart failure. *Eur Heart J*. 2016;37:1789-98.

Leor J, Palevski D, Amit U and Konfino T. Macrophages and regeneration: Lessons from the heart. *Semin Cell Dev Biol*. 2016;58:26-33.

Katz A, Maor E, **Leor J** and Klempfner R. Addition of beta-blockers to digoxin is associated with improved 1- and 10-year survival of patients hospitalized due to decompensated heart failure. *Int J Cardiol*. 2016;221:198-204.

Baabur-Cohen H, Vossen LI, Kruger HR, Eldar-Boock A, Yeini E, Landa-Rouben N, Tiram G, Wedepohl S, Markovsky E, **Leor J**, Calderon M and Satchi-Fainaro R. In vivo comparative study of distinct polymeric architectures bearing a combination of paclitaxel and doxorubicin at a synergistic ratio. *J Control Release*. 2016.

Roichman A, Kanfi Y, Glazz R, Naiman S, Amit U, Landa N, Tinman S, Stein I, Pikarsky E, **Leor J** and Cohen HY. SIRT6 Overexpression Improves Various Aspects of Mouse Healthspan. *J Gerontol A Biol Sci Med Sci*. 2016.

Madonna R, Van Laake LW, Davidson SM, Engel FB, Hausenloy DJ, Lecour S, **Leor J**, Perrino C, Schulz R, Ytrehus K, Landmesser U, Mummery CL, Janssens S, Willerson J, Eschenhagen T, Ferdinandy P and Sluijter JP. Position Paper of the European Society of Cardiology Working Group Cellular Biology of the Heart: cell-based therapies for myocardial repair and regeneration in ischemic heart disease and heart failure. *Eur Heart J*. 2016;37:1789-98.

Leor J, Palevski D, Amit U and Konfino T. Macrophages and regeneration: Lessons from the heart. *Semin Cell Dev Biol*. 2016.

Katz A, Maor E, **Leor J** and Klempfner R. Addition of beta-blockers to digoxin is associated with improved 1- and 10-year survival of patients hospitalized due to decompensated heart failure. *Int J Cardiol*. 2016;221:198-204.

Kain D, Amit U, Yagil C, Landa N, Naftali-Shani N, Molotski N, Aviv V, Feinberg MS, Goitein O, Kushnir T, Konen E, Epstein FH, Yagil Y and **Leor J**. Macrophages dictate the progression and

manifestation of hypertensive heart disease. *Int J Cardiol*. 2016;203:381-95.

Baabur-Cohen H, Vossen LI, Kruger HR, Eldar-Boock A, Yeini E, Landa-Rouben N, Tiram G, Wedepohl S, Markovsky E, **Leor J**, Calderon M and Satchi-Fainaro R. In vivo comparative study of distinct polymeric architectures bearing a combination of paclitaxel and doxorubicin at a synergistic ratio. *J Control Release*. 2016.

Scomparin A, Salmaso S, Eldar-Boock A, Ben-Shushan D, Ferber S, Tiram G, Shmeeda H, Landa-Rouben N, **Leor J**, Caliceti P, Gabizon A and Satchi-Fainaro R. A comparative study of folate receptor-targeted doxorubicin delivery systems: dosing regimens and therapeutic index. *J Control Release*. 2015;208:106-20.

Konfino T, Landa N, Ben-Mordechai T and **Leor J**. The type of injury dictates the mode of repair in neonatal and adult heart. *J Am Heart Assoc*. 2015;4:e001320.

D'Uva G, Aharonov A, Lauriola M, Kain D, Yahalom-Ronen Y, Carvalho S, Weisinger K, Bassat E, Rajchman D, Yifa O, Lysenko M, Konfino T, Hegesh J, Brenner O, Neeman M, Yarden Y, **Leor J**, Sarig R, Harvey RP and Tzahor E. ERBB2 triggers mammalian heart regeneration by promoting cardiomyocyte dedifferentiation and proliferation. *Nat Cell Biol*. 2015;17:627-38.

Ben-Mordechai T, Palevski D, Glucksam-Galnoy Y, Elron-Gross I, Margalit R and **Leor J**. Targeting macrophage subsets for infarct repair. *J Cardiovasc Pharmacol Ther*. 2015;20:36-51.

Sadek HA, Martin JF, Takeuchi JK, **Leor J**, Nie Y, Giacca M and Lee RT. Multi-investigator letter on reproducibility of neonatal heart regeneration following apical resection. *Stem Cell Reports*. 2014;3:1.

Perricone C, Rinkevich S, Blank M, Landa-Rouben N, Alessandri C, Conti F, **Leor J**, Shoenfeld Y and Vatesini G. The autoimmune side of rheumatic fever. *Isr Med Assoc J*. 2014;16:654-5.

Frey N, Linke A, Suselbeck T, Muller-Ehmsen J, Vermeersch P, Schoors D, Rosenberg M, Bea F, Tuvia S and **Leor J**. Intracoronary delivery of injectable bioabsorbable scaffold (IK-5001) to treat left ventricular remodeling after ST-elevation myocardial infarction: a first-in-man study. *Circ Cardiovasc Interv*. 2014;7:806-12.

Rinkevich-Shop S, Landa-Rouben N, Epstein FH, Holbova R, Feinberg MS, Goitein O, Kushnir T, Konen E and **Leor J**. Injectable collagen implant improves survival, cardiac remodeling, and function in the

early period after myocarditis in rats. *J Cardiovasc Pharmacol Ther.* 2014;19:470-80.

Rinkevich-Shop S, Konen E, Kushnir T, Epstein FH, Landa-Rouben N, Goitein O, Ben Mordechai T, Feinberg MS, Afek A and **Leor J**. Non-invasive assessment of experimental autoimmune myocarditis in rats using a 3 T clinical MRI scanner. *Eur Heart J Cardiovasc Imaging.* 2013;14:1069-79.

Overgaard CB, Dzavik V, Buller CE, Liu L, Banasiak W, Devlin G, Maggioni AP, **Leor J**, Burton JR, Reis G, Ruzyllo W, Forman SA, Lamas GA, Hochman JS and Investigators OAT. Percutaneous revascularization and long term clinical outcomes of diabetic patients randomized in the Occluded Artery Trial (OAT). *Int J Cardiol.* 2013;168:2416-22.

Naftali-Shani N, Itzhaki-Alfia A, Landa-Rouben N, Kain D, Holbova R, Adutler-Lieber S, Molotski N, Asher E, Grupper A, Millet E, Tessone A, Winkler E, Kastrup J, Feinberg MS, Zipori D, Pevsner-Fischer M, Raanani E and **Leor J**. The origin of human mesenchymal stromal cells dictates their reparative properties. *J Am Heart Assoc.* 2013;2:e000253.

Mina Y, Rinkevich-Shop S, Konen E, Goitein O, Kushnir T, Epstein FH, Feinberg MS, **Leor J** and Landa-Rouben N. Mast cell inhibition attenuates myocardial damage, adverse remodeling, and dysfunction during fulminant myocarditis in the rat. *J Cardiovasc Pharmacol Ther.* 2013;18:152-61.

Ben-Mordechai T, Holbova R, Landa-Rouben N, Harel-Adar T, Feinberg MS, Abd Elrahman I, Blum G, Epstein FH, Silman Z, Cohen S and **Leor J**. Macrophage subpopulations are essential for infarct repair with and without stem cell therapy. *J Amer Coll Cardiol.* 2013;62:1890-901.

Adutler-Lieber S, Ben-Mordechai T, Naftali-Shani N, Asher E, Loberman D, Raanani E and **Leor J**. Human macrophage regulation via interaction with cardiac adipose tissue-derived mesenchymal stromal cells. *J Cardiovasc Pharmacol Ther.* 2013;18:78-86.

Grants

2014-2019 Israel Science Foundations, Role of macrophages in myocardial regeneration



Dr. Joseph Roitelman, Ph.D.

Department of Human Genetics and
Biochemistry, Sackler School of Medicine
The Bert W. Strassburger Lipid Center, Sheba
Medical Center



roitelma@post.tau.ac.il
Joseph.roitelman@sheba.
health.gov.il

Intracellular Regulation of Cholesterol Homeostasis

Positions

Senior Lecturer, Department of Human Genetics and
Biochemistry, Sackler School of Medicine

Laboratory Director, Bert W. Strassburger Lipid
Center, Sheba Medical Center

The levels of cholesterol in mammalian cells are tightly regulated by cholesterol itself via multitude of negative feedback mechanisms that coordinate its uptake from plasma lipoproteins and endogenous production in the mevalonate pathway. The major rate-limiting step in the mevalonate pathway is catalyzed by the enzyme HMG-CoA reductase, the target of statins class of cholesterol-lowering drugs.

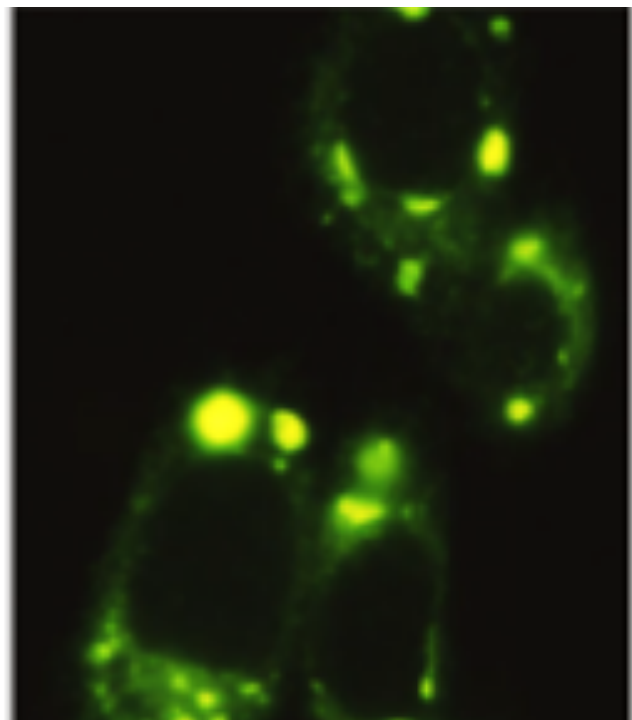
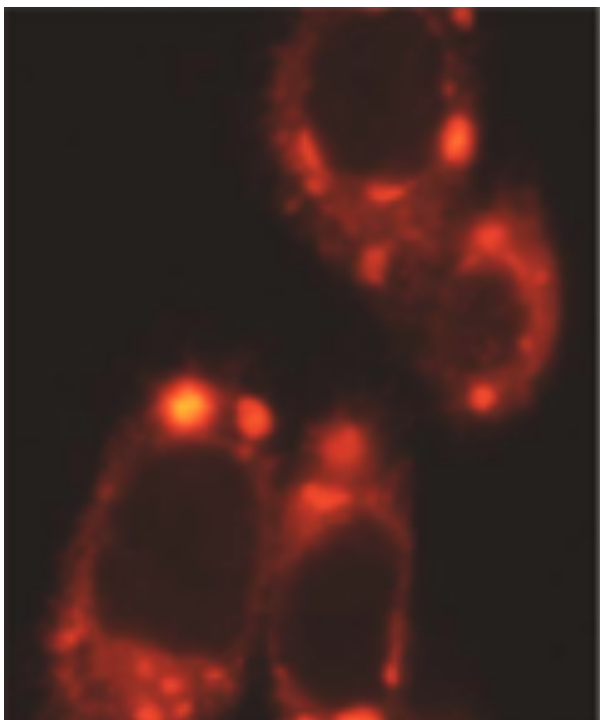
The intracellular abundance, hence activity, of HMG-CoA reductase is strictly controlled by cholesterol and intermediates of the mevalonate pathway, and the research in our laboratory is aimed to unravel the

molecular events and cellular factors that operate in the degradation of HMG-CoA reductase protein.

Our studies have wider implications to our understanding of atherosclerosis and neoplastic processes, and afford new perspectives for devising novel therapeutic modalities to combat these diseases.

Publications

Loregger A, Raaben M, Tan J, Scheij S, Moeton M, van den Berg M, Gelberg-Etel H, Stickel E, **Roitelman J**, Brummelkamp T, Zelcer N. Haploid mammalian genetic screen identifies UBXD8 as a key determinant of HMGCR degradation and cholesterol biosynthesis. *Arterioscler Thromb Vasc Biol.* 2017;37(11):2064-2074.



Prof. Itzhak Shapira, M.D.

Department of Internal Medicine "C, "D & "E,
and Neurology
Tel Aviv Sourasky Medical Center
Sackler Faculty of Medicine



Dr. Shani Shenhar-Tsarfaty, Ph.D.

Department of Internal Medicine "C, "D & "E,
and Neurology
Tel Aviv Sourasky Medical Center
Sackler Faculty of Medicine



Stress and Inflammation in the Cardiovascular System

Positions (Prof. Shapira)

Deputy Director General and Director, Rehabilitation Hospital

Associate Dean, Tel Aviv Sourasky Medical Center

Full Clinical Professor

Research

- Cholinergic regulation of stress and inflammation.
- Exercise-induced urinary protein secretion as a risk for metabolic syndrome.
- Determination of new set of control limits for the identification of patients at risk.
- The influence of work characteristics (burnout and stress) on physical health.

The Tel Aviv Medical Center Inflammation Survey (TAMCIS) is a long-term, ongoing cardiovascular cohort study evaluating stress and inflammation in 22,000 apparently healthy working adults admitting to our medical center for routine annual medical check-ups. It is designed to evaluate the association between physiological and psychological measures of stress, inflammatory profile and their additive effect on cardiovascular risk.

Our database includes more than 50,000 visits with more than 600 parameters per visit; including medical history and medication, laboratory tests (Metabolic profile, Blood chemistry, blood count and Urine tests), ophthalmologist examination, exercise

test and spirometry, psychological comprehensive questionnaire consisting of socio-demographic variables, personal and family medical history, health behaviors, among them dietary and sports habits, objective as well as subjective work conditions and various psychological scales such as depression, fear of terror, burnout, perceived control and social support. Research methods include basic molecular biology as well as sophisticated statistical models. The study team includes multidisciplinary researchers and physicians, from internal medicine, cardiology and neurology departments, biology and the School of Management.

Publications

O Raz, A Steinvil, S Berliner, R Tovit, D Justo, **I Shapira**. The effect of two iso-caloric meals containing equal amounts of fats with a different fat composition on the inflammatory and metabolic markers in apparently healthy volunteers. *J Inflamm* 31, 3, 2013.

A Shirom, S Toker, S Melamed, S Berliner, **I Shapira**. Burnout and vigor as predictors of the incidence of hyperlipidemia among healthy employees. *Appl Psychol-Hlth We.* 5, 79-98, 2013.

S Zalber-Sagie, S Toker, G Armon, S Berliner, **I Shapira**, Z Halpern, E Santo, O Shibolet. Elevated alanine transaminase independently predicts new onset of depression in employees undergoing health screening examinations. *Psychol Med*, 43, 2603-2613, 2013.

- Shenhar-Tsarfaty S**, Waiskopf N, Ofek K, Shopin L, Usher S, Berliner S, et al. Atherosclerosis and arteriosclerosis parameters in stroke patients associate with paraoxonase polymorphism and esterase activities. *European Journal of Neurology*. 20, 891-898, 2013.
- Maharshak N, **Shenhar-Tsarfaty S**, Aroyo N, Orpaz N, Guberman I, Canaani J, et al. MicroRNA-132 modulates cholinergic signaling and inflammation in human inflammatory bowel disease. *Inflammatory Bowel Diseases*. 19, 1346-1353, 2013.
- Kliper E, Bashat DB, Bornstein NM, **Shenhar-Tsarfaty S**, Hallevi H, Auriel E, et al. Cognitive decline after stroke: relation to inflammatory biomarkers and hippocampal volume. *Stroke*. 44, 1433-1435, 2013.
- A Steinvil, H Shmueli, E Ben-Assa, E Leshem-Rubinow, **I Shapira**, S Berliner, L Kordova-Biezuner, O Rogowski. Environmental exposure to combustion-derived air pollution is associated with reduced functional capacity in apparently healthy individuals. *Clin Res Cardiol*, 102, 583-591, 2013.
- Y Fried, GA Laurence, A Shirom, S Melamed, S Toker, S Berliner, **I Shapira**. The relationship between job enrichment and abdominal obesity: a longitudinal field study of apparently healthy individuals. *J Occup Health Psychol*, 15, 458-468, 2013.
- Shopin L, **Shenhar-Tsarfaty S**, Ben Assayag E, Hallevi H, Korczyn AD, Bornstein NM, et al. Cognitive assessment in proximity to acute ischemic stroke/transient ischemic attack: comparison of the montreal cognitive assessment test and mindstreams computerized cognitive assessment battery. *Dementia and Geriatric Cognitive Disorders*. 36, 36-42, 2013.
- H Shmueli, O Rogowski, S Toker, S Melamed, E Leshem-Rubinow, E Ben-Assa E, **I Shapira**, S Berliner, A Steinvil. Effect of socioeconomic status on cardio-respiratory fitness: data from a health screening program. *J Cardiovasc Med*. 15, 435-440, 2014.
- G Armon, S Melamed, S Berliner, **I Shapira**. High arousal and low arousal work related positive affect and basal cardiovascular activity. *J Posit Psychol*, 9, 146-154, 2014.
- G Armon, S Melamed, S Toker, S Berliner, **I Shapira**. Joint effect of chronic medical illness and burnout on depressive symptoms among employed adults. *Health Psychol*, 33, 264-272, 2014.
- Y Arbel, **S Shenhar-Tsarfaty**, N Waiskopf, A Finkelstein, A Halkin, M Revivo, S Berliner, I Herz, **I Shapira**, G Keren, H Soreq, S Banai. Decline in serum cholinesterase activities predicts 2-year major adverse cardiac events. *Mol Med*, 20, 38-45, 2014.
- Y Arbel, H Shmueli, A Halkin, S Berliner, **I Shapira**, I Herz, O Havakuk, Y Shacham, I Rabinovich, G Keren, A Finkelstein, S Banai. Hyperglycemia in patients referred for cardiac catheterization is associated with preexisting diabetes rather than a stress-related phenomenon: a prospective cross-sectional study. *Clin Cardiol*, 37, 479-484, 2014.
- H Shmueli, O Rogowski, S Toker, S Melamed, E Leshem-Rubinow, E Ben-Assa, **I Shapira**, S Berliner, A Steinvil. Effect of socioeconomic status on cardio-respiratory fitness: data from a health screening program. *J Cardiovasc Med*, 15, 435-440, 2014.
- O Raz, A Steinvil, T Rosenzweig, S Berliner, **I Shapira**, M Boaz. An eight-week high complex carbohydrate, energy restricted dietary intervention is associated with weight loss and a reduction of inflammation markers. *Bioactive Carbohydrate and Dietary Fibre*, 4, 93-99, 2014.
- Shenhar-Tsarfaty S**, Berliner S, Bornstein NM, Soreq H. Cholinesterases as biomarkers for parasympathetic dysfunction and inflammation-related disease. *Journal of Molecular Neuroscience* 53, 298-305, 2014.
- Kliper E, Ben Assayag E, Tarrasch R, Artzi M, Korczyn AD, **Shenhar-Tsarfaty S**, et al. Cognitive state following stroke: the predominant role of preexisting white matter lesions. *PLoS One*. 9, e105431, 2014.
- Hanin G, **Shenhar-Tsarfaty S**, Yayon N, Yau YH, Bennett ER, Sklan EH, et al. Competing targets of microRNA-608 affect anxiety and hypertension. *Human Molecular Genetics*. 23, 4569-4580, 2014.
- Arbel Y, **Shenhar-Tsarfaty S**, Waiskopf N, Finkelstein A, Halkin A, Revivo M, et al. Decline in serum cholinesterase activities predicts 2-year major adverse cardiac events. *Molecular Medicine*. 20, 38-45, 2014.
- Ben Assayag E, **Shenhar-Tsarfaty S**, Korczyn AD, Kliper E, Hallevi H, Shopin L, et al. Gait measures as predictors of poststroke cognitive function: evidence from the TABASCO study. *Stroke*. 46, 1077-1083, 2015.
- S Shenhar-Tsarfaty**, N Yayon, N Waiskopf, **I Shapira**, S Toker, D Zaltser, S Berliner, Y Ritov, H Soreq. Fear and C-reactive protein cosynergize annual pulse increases in healthy adults. *P Natl Acad Sci USA (PNAS)*, 112, E467-471, 2015.
- E Leshem-Rubinow, **S Shenhar-Tsarfaty**, A Milwidsky, S Toker, **I Shapira**, S Berliner, Y Benyamini, S Melamed, O Rogowski. Self-rated health is

associated with elevated C-reactive protein even among apparently healthy individuals. *IMAJ*, 17, 213-217, 2015.

S Shenhar-Tsarfaty, I Shapira, S Toker, O Rogowski, S Berliner, Y Ritov, H Soreq. Weakened cholinergic blockade of inflammation associates with diabetes-related depression. *Mol Med*, 22, 156-161, 2016.

S Greenberg, **S Shenhar-Tsarfaty**, O Rogowski, **I Shapira**, D Zeltser, T Weinstein, D Lahav, J Vered, O Tovias-Brodie, Y Arbel, S Berliner, A Milwidsky. Exercise-induced albuminuria is related to the metabolic syndrome. *Am J Physiol-Ren Physiol*, 210, 1192-1196, 2016.

Shenhar-Tsarfaty S, Kliper E, Molad J, Berliner S, Shapira I, Ben-Bashat D, Shopin L, Tene O, Rosenberg GA, Bornstein NM, Ben Assayag E. Impaired renal function is associated with brain atrophy and poststroke cognitive decline. *Neurology*, 86, 1996-2005, 2016.

Lin T, Simchovitz A, **Shenhar-Tsarfaty S**, Vaisvaser S, Admon R, Hanin G, et al. Intensified vmPFC surveillance over PTSS under perturbed microRNA-608/AChE interaction. *Translational Psychiatry*. 6, e801, 2016.

Tene O, **Shenhar-Tsarfaty S**, Korczyn AD, Kliper E, Hallevi H, Shopin L, et al. Depressive symptoms following stroke and transient ischemic attack: is it time for a more intensive treatment approach? results from the TABASCO cohort study. *Journal of Clinical Psychiatry*. 77, 673-680, 2016.

Seyman E, Shaim H, **Shenhar-Tsarfaty S**, Jonash-Kimchi T, Bornstein NM, Hallevi H. The collateral circulation determines cortical infarct volume in anterior circulation ischemic stroke. *BMC neurology*. 16, 206, 2016.

Kliper E, Ben Assayag E, Korczyn AD, Auriel E, Shopin L, Hallevi H, **Shenhar-Tsarfaty S**, et al. Cognitive state following mild stroke: A matter of hippocampal mean diffusivity. *Hippocampus*. 26, 61-69, 2016.

Y Sofer, E Osher, R Limor, G Shefer, Y Marcus, **I Shapira**, K Tordjman, Y Greenman, S Berliner, N Stern. Gender determines serum free cortisol: higher levels in men. *Endocr Pract*, 22, 1415-1421, 2016.

Y Herishanu, A Polliack, **S Shenhar-Tsarfaty**, R Weinberger, R Gelman, T Ziv-Baran, D Zeltser, **I Shapira**, S Berliner, O Rogowski. Increased serum C-reactive protein levels are associated with shorter survival and development of second cancers in chronic lymphocytic leukemia. *Ann Med*, 2016.



Prof. Sami Viskin, M.D.

Department of Cardiology
Tel Aviv Medical Center
Sackler Faculty of Medicine



TEL AVIV UNIVERSITY



samiviskin@gmail.com

Positions

Associate Professor, Senior Lecturer, Sackler Faculty of Medicine

Chair, Israel Working Group on Cardiac Pacing and Electrophysiology, Israel Heart Society

Associate Editor – *Circulation*

Past Associate Editor – *Heart Rhythm*

Past Associate Editor – *Europace*

Research

We perform clinical studies on cardiac arrhythmias, particularly related to long QT syndrome, Brugada syndrome and early repolarization. We have several ongoing studies on long QT syndrome caused by atrioventricular block, drug induced long QT syndrome, empiric quinidine therapy for Brugada syndrome.

Publications

Wilkoff BL, Fauchier L, Stiles MK et al. 2015 HRS/EHRA/APHRS/SOLAECE expert consensus statement on optimal implantable cardioverter-defibrillator programming and testing. *Heart Rhythm* 2016;13:e50-86.

Wilkoff BL, Fauchier L, Stiles MK et al. Erratum to '2015 HRS/EHRA/APHRS/SOLAECE expert consensus statement on optimal implantable cardioverter-defibrillator programming and testing' [*Journal of Arrhythmia* 32/1 (2016) 1-28]. *J Arrhythm* 2016;32:441-442.

Wilkoff BL, Fauchier L, Stiles MK et al. 2015 HRS/EHRA/APHRS/SOLAECE expert consensus statement on optimal implantable cardioverter-defibrillator programming and testing. *Europace* 2016;18:159-83.

Wilkoff BL, Fauchier L, Stiles MK et al. 2015 HRS/EHRA/APHRS/SOLAECE expert consensus

statement on optimal implantable cardioverter-defibrillator programming and testing. *J Arrhythm* 2016;32:1-28.

Viskin S, Havakuk O, Antzelevitch C, Rosso R. Malignant early repolarization: It's the T-wave, stupid. *Heart Rhythm* 2016;13:903-4.

Rosso R, Chorin E, Levi Y, Rogowski O, **Viskin S**. Radiofrequency Ablation of Atrial Fibrillation: Nonrandomized Comparison of Circular versus Point-by-Point "Smart" Ablation for Achieving Circumferential Pulmonary Vein Isolation and Curing Arrhythmic Symptoms. *J Cardiovasc Electrophysiol* 2016.

Patton KK, Ellinor PT, Ezekowitz M et al. Electrocardiographic Early Repolarization: A Scientific Statement From the American Heart Association. *Circulation* 2016;133:1520-9.

Mont L, Pelliccia A, Sharma S et al. Pre-participation cardiovascular evaluation for athletic participants to prevent sudden death: Position paper from the EHRA and the EACPR, branches of the ESC. Endorsed by APHRS, HRS, and SOLAECE. *Europace* 2016.

Mont L, Pelliccia A, Sharma S et al. Pre-participation cardiovascular evaluation for athletic participants to prevent sudden death: Position paper from the EHRA and the EACPR, branches of the ESC. Endorsed by APHRS, HRS, and SOLAECE. *Eur J Prev Cardiol* 2016.

Mizusawa Y, Morita H, Adler A et al. Prognostic significance of fever-induced Brugada syndrome. *Heart Rhythm* 2016;13:1515-20.

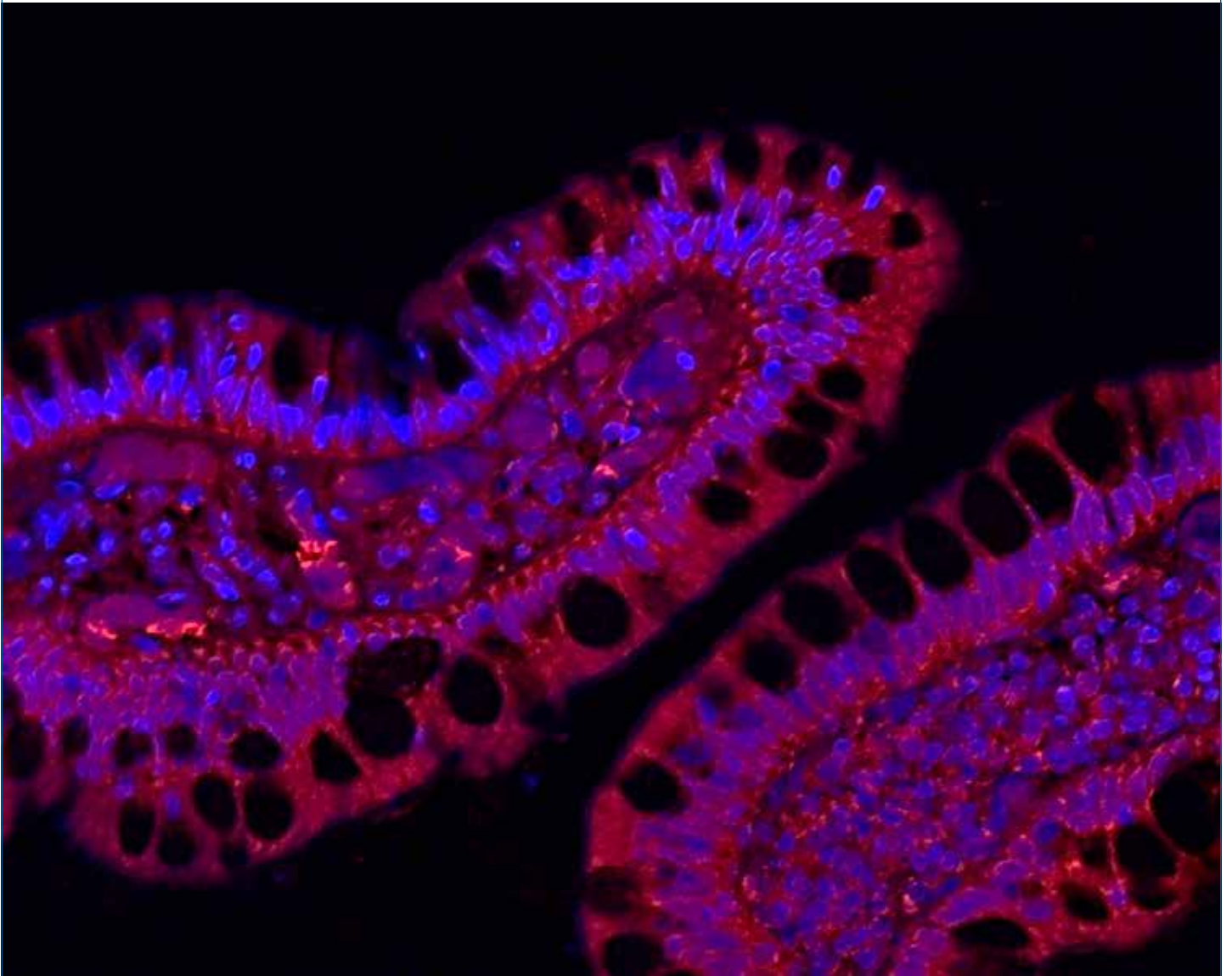
Michowitz Y, Viskin S, Rosso R. Exercise-induced Ventricular Tachycardia/Ventricular Fibrillation in the Normal Heart: Risk Stratification and Management. *Card Electrophysiol Clin* 2016;8:593-600.

Konigstein M, Rosso R, Topaz G et al. Drug-induced Brugada syndrome: Clinical characteristics and risk factors. *Heart Rhythm* 2016;13:108

- Havakuk O, **Viskin S**. A Tale of 2 Diseases: The History of Long-QT Syndrome and Brugada Syndrome. *J Am Coll Cardiol* 2016;67:100-8.
- Havakuk O, Viskin S. Reply: Long-QT Syndrome, Brugada Syndrome, and Catecholaminergic Polymorphic Ventricular Tachycardia: A Tale of 3 Diseases : Ibutilide as a Torsade de Pointes Stress Test. *J Am Coll Cardiol* 2016;67:2806-7.
- Chorin E, Rosso R, **Viskin S**. Electrocardiographic Manifestations of Calcium Abnormalities. *Ann Noninvasive Electrocardiol* 2016;21:7-9.
- Chorin E, Hu D, Antzelevitch C et al. Ranolazine for Congenital Long-QT Syndrome Type III: Experimental and Long-Term Clinical Data. *Circ Arrhythm Electrophysiol* 2016;9.
- Chorin E, Hochstadt A, **Viskin S** et al. Female gender as independent risk factor of torsades de pointes during acquired atrioventricular block. *Heart Rhythm* 2016.
- Antzelevitch C, Yan GX, Ackerman MJ et al. J-Wave syndromes expert consensus conference report: Emerging concepts and gaps in knowledge: Endorsed by the Asia Pacific Heart Rhythm Society (APHRS), the European Heart Rhythm Association (EHRA), the Heart Rhythm Society (HRS), and the Latin American Society of Cardiac Pacing and Electrophysiology (Sociedad Latinoamericana de Estimulacion Cardiaca y Electro fisiologia [SOLAECE]). *Europace* 2016.
- Antzelevitch C, Yan GX, Ackerman MJ et al. J-Wave syndromes expert consensus conference report: Emerging concepts and gaps in knowledge. *Heart Rhythm* 2016;13:e295-324.
- Antzelevitch C, Yan GX, Ackerman MJ et al. J-Wave syndromes expert consensus conference report: Emerging concepts and gaps in knowledge. *J Arrhythm* 2016;32:315-339.
- Adler A, Viskin S. Clinical Features of Genetic Cardiac Diseases Related to Potassium Channelopathies. *Card Electrophysiol Clin* 2016;8:361-72.
- Adler A, Rosso R, Chorin E, Havakuk O, Antzelevitch C, Viskin S. Risk stratification in Brugada syndrome: Clinical characteristics, electrocardiographic parameters, and auxiliary testing. *Heart Rhythm* 2016;13:299-310.
- Yankelson L, Steinvil A, Adler A, Viskin S. Reply: life-threatening events during endurance sports: is heat stroke more prevalent than arrhythmic death? *J Am Coll Cardiol* 2015;65:408-9.
- Wilde AA, Viskin S. From whole exome sequencing to patient-specific therapy: another example of how basic research pays off in patient care. *J Am Heart Assoc* 2015;4.
- Viskin S, Rosso R, Friedensohn L, Havakuk O, Wilde AA. Everybody has Brugada syndrome until proven otherwise? *Heart Rhythm* 2015;12:1595-8.
- Viskin S, Havakuk O, Schwaber MJ. Pro-Arrhythmic Effects of Noncardiac Medications: Lessons From Macrolide Antibiotics. *J Am Coll Cardiol* 2015;66:2185-8.
- Shimiaie J, Sherez J, Aviram G et al. Determinants of Effort Intolerance in Patients With Heart Failure: Combined Echocardiography and Cardiopulmonary Stress Protocol. *JACC Heart Fail* 2015;3:803-14.
- Rosso R, Viskin S. Early repolarization and arrhythmic death: six more years? *Trends Cardiovasc Med* 2015;25:31-2.
- Chorin E, Havakuk O, Adler A et al. Diagnostic value of T-wave morphology changes during "QT stretching" in patients with long QT syndrome. *Heart Rhythm* 2015;12:2263-71.
- Belhassen B, Rahkovich M, Michowitz Y, Glick A, Viskin S. Management of Brugada Syndrome: Thirty-Three-Year Experience Using Electrophysiologically Guided Therapy With Class 1A Antiarrhythmic Drugs. *Circ Arrhythm Electrophysiol* 2015;8:1393-402.
- Adler A, Viskin S. Syncope in Hereditary Arrhythmogenic Syndromes. *Cardiol Clin* 2015;33:433-40.
- Yankelson L, Steinvil A, Gershovitz L et al. Atrial fibrillation, stroke, and mortality rates after transcatheter aortic valve implantation. *Am J Cardiol* 2014;114:1861-6.
- Yankelson L, Sadeh B, Gershovitz L et al. Life-threatening events during endurance sports: is heat stroke more prevalent than arrhythmic death? *J Am Coll Cardiol* 2014;64:463-9.
- Viskin S, Adler A, Halkin A, Rosso R. Reply: is the J wave or the ST slope malignant...or neither? *J Am Coll Cardiol* 2014;63:1812-3.
- Rosso R, Vexler D, Viskin S, Aviram G. Congenital absence of left atrial appendage. *J Cardiovasc Electrophysiol* 2014;25:795.
- Rosso R, Halkin A, Michowitz Y, Belhassen B, Glick A, Viskin S. Radiofrequency ablation of paroxysmal atrial fibrillation with the new irrigated multipolar nMARQ ablation catheter: verification of intracardiac signals with a second circular mapping catheter. *Heart Rhythm* 2014;11:559-65.

- Rosso R, Adler A, Strasberg B et al. Long QT syndrome complicating atrioventricular block: arrhythmogenic effects of cardiac memory. *Circ Arrhythm Electrophysiol* 2014;7:1129-35.
- Maron BJ, Friedman RA, Kligfield P et al. Assessment of the 12-lead ECG as a screening test for detection of cardiovascular disease in healthy general populations of young people (12-25 Years of Age): a scientific statement from the American Heart Association and the American College of Cardiology. *Circulation* 2014;130:1303-34.
- Maron BJ, Friedman RA, Kligfield P et al. Assessment of the 12-lead electrocardiogram as a screening test for detection of cardiovascular disease in healthy general populations of young people (12-25 years of age): a scientific statement from the American Heart Association and the American College of Cardiology. *J Am Coll Cardiol* 2014;64:1479-514.
- Hu D, Barajas-Martinez H, Pfeiffer R et al. Mutations in SCN10A are responsible for a large fraction of cases of Brugada syndrome. *J Am Coll Cardiol* 2014;64:66-79.
- Goldenberg I, Kutiyafa V, Klein HU et al. Survival with cardiac-resynchronization therapy in mild heart failure. *N Engl J Med* 2014;370:1694-701.
- Belhassen B, Viskin S, Aviram G. Arrhythmogenic right ventricular cardiomyopathy: an unusual possible cause of arrhythmia in a 78 year old man with a 40 year history of palpitations. *Isr Med Assoc J* 2014;16:385-7.
- Belhassen B, Viskin S. Near fatal ventricular fibrillation in Brugada syndrome despite presence of an implanted implantable cardioverter defibrillator. *Can J Cardiol* 2014;30:1460 e3-5.
- Watanabe H, van der Werf C, Roses-Noguer F et al. Effects of flecainide on exercise-induced ventricular arrhythmias and recurrences in genotype-negative patients with catecholaminergic polymorphic ventricular tachycardia. *Heart Rhythm* 2013;10:542-7.
- Viskin S, Wilde AA, Krahn AD, Zipes DP. Inaccessibility to quinidine therapy is about to get worse. *J Am Coll Cardiol* 2013;62:355.
- Viskin S, Wilde AA, Guevara-Valdivia ME et al. Quinidine, a life-saving medication for Brugada syndrome, is inaccessible in many countries. *J Am Coll Cardiol* 2013;61:2383-7.
- Viskin S, Halkin A, Steinvil A, Rosso R. Reply: To PMID 23194938. *J Am Coll Cardiol* 2013;61:1554.
- Viskin S, Adler A, Rosso R. Brugada burden in Brugada syndrome: the way to go in risk stratification? *Heart Rhythm* 2013;10:1019-20.
- Viskin S. Is there anyone left with a normal electrocardiogram? *J Am Coll Cardiol* 2013;62:1619-20.
- Ben Bassat OK, Peles E, Schreiber S et al. Response of QT interval in methadone maintenance treated patients to the rapid changes in heart rate provoked by brisk standing: comparison to healthy controls and patients with long QT syndrome. *J Electrocardiol* 2013;46:519-23.
- Adler A, Topaz G, Heller K et al. Fever-induced Brugada pattern: how common is it and what does it mean? *Heart Rhythm* 2013;10:1375-82.
- Adler A, Rosso R, Viskin D, Halkin A, Viskin S. What do we know about the "malignant form" of early repolarization? *J Am Coll Cardiol* 2013;62:863-8.
- Adler A, Rosso R, Meir I, Viskin S. Ivabradine for the prevention of inappropriate shocks due to sinus tachycardia in patients with an implanted cardioverter defibrillator. *Europace* 2013;15:362-5.
- Adler A, Halkin A, Viskin S. Wearable cardioverter-defibrillators. *Circulation* 2013;127:854-60.

Digestive System



Immunofluorescence of PAR-4 expression in human mucosal biopsy from normal pouch. Credit: Sarit Hoffman, Ilya Borovok, Iris Dotan, Nitsan Maharshak



Prof. Ziv Ben-Ari, M.D.

Sheba Medical Center, Tel Hashomer



gbenari@bezeqint.net

Basic and Translational Research of Liver Diseases

Positions

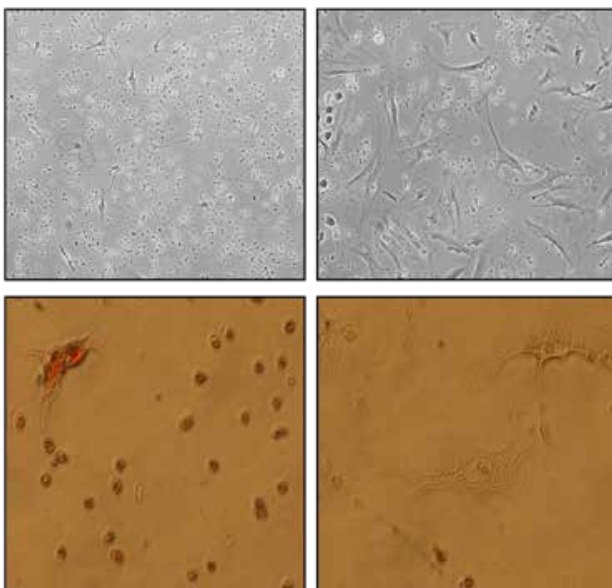
Director, Liver Disease Center

Research

Our lab is part of the Liver Disease Center at the Chaim Sheba Medical Center. We focus our studies on basic and applied liver disease research to better understand and improve the diagnosis and treatment of different liver diseases. We utilize various methods such as molecular biology, biochemistry, genetics, tissue culture and in-vitro and in-vivo models. The proximity between the Liver Disease Center and the lab creates a unique and highly successful dynamic relationship where the unsolved clinical needs are immediately translated into research for achieving better solutions.

The research in our lab is divided into two main projects:

Non activated primary HSC Activated primary HSC



Phenotypic alterations in HSCs after activation/differentiation to myoblast-like cells.

1. Molecular mechanisms in the development of liver fibrosis

Fibrosis is the excess accumulation of extracellular matrix (ECM), resulting from chronic, non-resolving inflammation. Multiple etiologies underlie development of liver fibrosis, such as chronic viral hepatitis B or C, autoimmune and biliary diseases, alcoholic steatohepatitis (ASH) and nonalcoholic steatohepatitis (NASH). Fibrosis progression toward cirrhosis is the major cause of liver-related morbidity and mortality. Patient with cirrhosis are more prone to develop liver failure, portal hypertension or infection and are at higher risk of developing hepatocellular carcinoma (HCC). In the normal liver, hepatic stellate cells (HSCs) constitute quiescent, vitamin A-storing cell. Following activation by specific stimuli released by an injured liver, HSCs undergo “activation” or transdifferentiation, yielding a myofibroblast-like cell. We are currently investigating the interactions between hepatocytes and HSCs in healthy and fibrotic livers in the different chronic liver diseases listed above. Our goal is to advance the research in this field and to establish resolution of liver fibrosis.

2. Microbiome and liver diseases

The human gastrointestinal tract hosts a large number of microbial cells, which exceeds their mammalian counterparts by approximately 3-fold. The genes expressed by these microorganisms constitute the gut microbiome and participate in diverse and essential functions, including digestion, regulation of energy metabolism and modulation of inflammation and immunity. The liver, due to its critical functional relationship with the gastrointestinal (GI) tract, is continually exposed to multiple harmful and beneficial microorganisms derived from the small and large intestines. We study the microbiota signature of patients with different liver diseases (Primary Sclerosing cholangitis (PSC), PSC-IBD, Hepatocellular carcinoma and cirrhosis) and compare

them to healthy control. Moreover, we investigate the correlation between environmental lifestyle and diet patterns, the host microbiome and disease etiologies.

Publications

Ben-Ari Z, Issan Y, Katz Y, Sultan M, Safran M, Michal LS, Nader GA, Kornowski R, Grief F, Pappo O, Hochhauser E. Induction of heme oxygenase-1 protects mouse liver from apoptotic ischemia/reperfusion injury. *Apoptosis*. 2013;18(5):547-55.

Schmilovitz-Weiss H, Hochhauser E, Cohen M, Chepurko Y, Yitzhaki S, Grossman E, Leibowitz A, Ackerman Z, **Ben-Ari Z**. Rosiglitazone and bezafibrate modulate gene expression in a rat model of non-alcoholic fatty liver disease--a historical prospective. *Lipids Health Dis*. 2013;12:41.

Hochhauser E, Avlas O, Fallach R, Bachmetov L, Zemel R, Pappo O, Shainberg A, **Ben-Ari Z**. Bone marrow and nonbone marrow Toll like receptor 4 regulate acute hepatic injury induced by endotoxemia. *PLoS One*. 2013;8(8)

Uziel O, Laish I, Bulcheniko M, Harif Y, Kochavi-Shalem N, Aharoni M, Braunstein R, Lahav M, **Ben-Ari Z**. Telomere shortening in liver transplant recipients is not influenced by underlying disease or metabolic derangements. *Ann Transplant*. 2013;18:567-75.

Ben-Ari Z, Cohen-Ezra O, Weidenfeld J, Bradichevsky T, Weitzman E, Rimon U, Inbar Y, Amitai M, Bar-Zachai B, Eshkenazy R, Ariche A, Azoulay D. Ciliated hepatic foregut cyst with high intra-cystic carbohydrate antigen 19-9 level. *World J Gastroenterol*. 2014;20(43):16355-8.

Weitzman E, Pappo O, Weiss P, Frydman M, Haviv-Yadid Y, **Ben-Ari Z**. Late onset fulminant Wilson's disease: a case report and review of the literature. *World J Gastroenterol*. 2014;20(46):17656-60.

Yanai H, Matalon S, Rosenblatt A, Awadie H, Berdichevski T, Snir Y, Kopylov U, Katz L, Stein A, Mlynarsky L, Tulchinsky H, Konikoff FM, Horin SB, Braun M, **Ben-Ari Z**, Chowers Y, Baruch Y, Shibolet O, Dotan I. Prognosis of primary sclerosing cholangitis in israel is independent of coexisting inflammatory bowel Disease. *J Crohns Colitis*. 2015;9(2):177-84.

Mor O, Bassal R, Michaeli M, Wax M, Ram D, Cohen-Ezra O, Cohen D, Mendelson E, **Ben-Ari Z**, Shohat T Prevalence of hepatitis E virus antibodies, Israel, 2009-2010. *Emerg Infect Dis*. 2015;21(4):692-4.

Ben-Ari Z, Weitzman E, Safran M. Oncogenic viruses and hepatocellular carcinoma. *Clin Liver Dis*. 2015;19(2):341-60.

Hochhauser E, Lahat E, Sultan M, Pappo O, Waldman M, Sarne Y, Shainberg A, Gutman M, Safran M*, **Ben-Ari Z***. Ultra Low Dose Delta 9-Tetrahydrocannabinol Protects Mouse Liver from Ischemia Reperfusion Injury. *Cell Physiol Biochem* 2015; 36:1971-81.

Oren Ben-Shoshan S, Kagan P, Sultan M, Barabash Z, Dor C, Jacob-Hirsch J, Harmelin A, Pappo O, Marcu-Malina V, **Ben-Ari Z**, Amariglio N, Rechavi G, Goldstein I, Safran M. ADAR1 deletion induces NFκB and interferon signaling dependent liver inflammation and fibrosis. *RNA Biology* 2016.

Sultan M, **Ben-Ari Z**, Masoud R, Pappo O, Harats D, Kamari Y, Safran M. Interleukin-1α and Interleukin-1β play a central role in the pathogenesis of fulminant hepatic failure in mice. *PLoS One*. 2017;12(9):e0184084.

Gane EJ, Pianko S, Roberts SK, Thompson AJ, Zeuzem S, Zuckerman E, **Ben-Ari Z**, Foster GR, Agarwal K, Laursen AL, Gerstoft J, Gao W, Huang HC, Fitzgerald B, Fernsler D, Li JJ, Grandhi A, Liu H, Su FH, Wan S, Zeng Z, Chen HL, Dutko FJ, Nguyen BT, Wahl J, Robertson MN, Barr E, Yeh WW, Plank RM, Bותרton JR, Esteban R. Safety and efficacy of an 8-week regimen of grazoprevir plus ruzasvir plus uprifosbuvir compared with grazoprevir plus elbasvir plus uprifosbuvir in participants without cirrhosis infected with hepatitis C virus genotypes 1, 2, or 3 (C-CREST-1 and C-CREST-2, part A): two randomised, phase 2, open-label trials. *Lancet Gastroenterol Hepatol*. 2017;2(11):805-813.

Wyles D, Wedemeyer H, **Ben-Ari Z**, Gane EJ, Hansen JB, Jacobson IM, Laursen AL, Luetkemeyer A, Nahass R, Pianko S, Zeuzem S, Jumes P, Huang HC, Bותרton J, Robertson M, Wahl J, Barr E, Joeng HK, Martin E, Serfaty L; C-CREST Part C and C-SURGE Investigators. Grazoprevir, ruzasvir, and uprifosbuvir for hepatitis C virus after NS5A treatment failure. *Hepatology*. 2017;66(6):1794-1804.

Lotan E, Raskin SP, Amitai MM, Kleinbaum Y, Veitsman E, Weiss P, Cohen-Ezra O, Berdichevski T, **Ben-Ari Z**. The Role of Liver Segment-to-Spleen Volume Ratio in the Staging of Hepatic Fibrosis in Patients with Hepatitis C Virus Infection. *Isr Med Assoc J*. 2017;19(4):251-256.

Kagan P, Sultan M, Tachlytski I, Safran M, **Ben-Ari Z**. Both MAPK and STAT3 signal transduction pathways are necessary for IL-6-dependent hepatic stellate cells activation. *PLoS One*. 2017;12(5):e0176173.

Polaris Observatory HCV Collaborators. Global prevalence and genotype distribution of hepatitis C virus infection in 2015: a modelling study. *Lancet Gastroenterol Hepatol*. 2017;2(3):161-176.

Hézode C, Colombo M, Bourlière M, Spengler U, **Ben-Ari Z**, Strasser SI, Lee WM, Morgan L, Qiu J, Hwang P, Robertson M, Nguyen BY, Barr E, Wahl J, Haber B, Chase R, Talwani R, Marco VD; C-EDGE IBLD Study Investigators. Elbasvir/Grazoprevir for Patients With Hepatitis C Virus Infection and Inherited Blood Disorders: A Phase III Study. *Hepatology*. 2017

Gozlan Y, **Ben-Ari Z**, Moscona R, Shirazi R, Rakovsky A, Kabat A, Veizman E, Berdichevski T, Weiss P,

Cohen-Ezra O, Lurie Y, Gafanovich I, Braun M, Cohen-Naftaly M, Shlomain A, Shibolet O, Zigmund E, Zuckerman E, Carmiel-Haggai M, Nimer A, Hazzan R, Maor Y, Kitay-Cohen Y, Shemer-Avni Y, Kra-Oz Z, Schreiber L, Peleg O, Sierra S, Harrigan PR, Mendelson E, Mor O. HCV genotype-1 subtypes and resistance-associated substitutions in drug-naive and in direct-acting antiviral treatment failure patients. *Antivir Ther*. 2017;22(5):431-441.



Prof. Shomron Ben-Horin, M.D.

IBD Service & Laboratory of Gastro-
Immunology
Sheba Medical Center



shomron.benhorin@gmail.com

Drug Mechanisms and Immunogenicity in IBD

Positions

Director, IBD Service, Gastroenterology Dept. Sheba Medical Center

Associate Professor of Medicine, Sackler Faculty of Medicine

Member, Organization Committee, European Crohn' & colitis Organization (ECCO)

Research

We focus on translational science, aiming to study drug mechanisms in IBD. Specifically, we study mechanisms whereby immune-modulating and biologic drugs exert their cellular effects and/or cause unwanted adverse events, as well as immunogenicity of biologic drugs, i.e. the eliciting of immune hyper-responsiveness in the recipient towards the biologic drug. We are interested also in studying novel herbal compounds for possible synergistic effects with conventional immune-modulators.

Completed projects include:

1. A study to decipher the delay in onset of action of thiopurine related to gradual depletion of antigen-specific memory T-cells
2. Development of novel and one of the first available assays to measure anti-drug antibodies against infliximab, and later adalimumab and currently vedolizumab
3. Identifying the Fab fragment as the immune-dominant fragment of infliximab, responsible for eliciting anti-drug antibodies
4. Study of cross-immunogenicity of infliximab and its bio-similar drug, CT-P13

Ongoing projects include:

1. Studying cellular mechanisms responsible for B-cell lymphoproliferation under immune-modulating drugs

2. Studying the decay in immune-suppression following azathioprine withdrawal
3. Studying herbal Chinese compounds effects on cells propagating inflammation

Publications

Ben-Horin S, Polak-Charcon S, Barshack I, Picard O, Fudim E, Yavzori M, Avivi C, Mardoukh C, Shimoni A, Chowers Y, Maor Y. Celiac disease resolution after allogeneic bone marrow transplantation is associated with absence of Gliadin-specific memory response by donor-derived intestinal T-cells. *J Clin Immunol* 2013 Nov;33(8):1395-402

Ben-Horin S, Yavzori M, Benhar I, Picard O, Fudim E, Ungar B, Lee SY, Kim SH, Eliakim R, Chowers Y. Cross-immunogenicity: Antibodies to infliximab in Remicade-treated IBD patients similarly recognize the bio-similar Remsima. *Gut* 2016; 65(7):1132-8.

Ben-Horin S, Andrews JM, Katsanos KH, Rieder F, Steinwurz F, Karmiris K, Cheon JH, Moran GW, Cesarini M, Stone CD, Schwartz D, Protic M, Roblin X, Roda G, Chen MH, Har-Noy O, Bernstein CN. Combination of corticosteroids and 5-aminosalicylates or corticosteroids alone for patients with moderate-severe active ulcerative colitis: A global survey of physicians' practice. *World J Gastroenterol.* 2017;23(16):2995-3002.

Engel T, Ungar B, Ben-Haim G, Levhar N, Eliakim R, **Ben-Horin S**. Re-phrasing the question: A simple tool for evaluation of adherence to therapy in patients with inflammatory bowel disease. *United European Gastroenterol J.* 2017;5(6):880-886.

He Y, Mao R, Chen F, Xu PP, Chen BL, Wu Y, Qiu Y, Zhang SH, Feng R, Zeng ZR, **Ben-Horin S**, Chen MH. Thalidomide induces clinical remission and mucosal healing in adults with active Crohn's disease: a prospective open-label study. *Therap Adv Gastroenterol.* 2017;10(5):397-406

Lahat A*, Bar-Gil Shitrit A*, Naftali N, Milgrom Y, Elyakim R, Goldin E, Levhar N, Selinger L, Zuker T, Fudim E, Picard O, Yavzori M, Ben-Horin S. Vedolizumab levels in breast milk of nursing mothers with inflammatory bowel disease. *J Crohns Colitis* 2017; 12(1):120-123.

Ungar B, Kopylov U, Yavzori M, Fudim E, Picard O, Lahat A, Coscas D, Waterman M, Haj-Natour O, Orbach-Zingboim N, Mao R, Chen M, Chowers Y, Eliakim R, **Ben-Horin S**. Association of Vedolizumab level, anti-drug antibodies, and $\alpha 4\beta 7$ occupancy with response in patients with inflammatory bowel diseases. *Clin Gastroenterol Hepatol*. 2017; pii: S1542-3565(17)31423-4.

Grants

- | | |
|-----------|---|
| 2015–2020 | Horizon 2020 Immunogenicity of infliximab, within the SPARE trial (BioCycle consortium) |
| 2017 | Takeda Exploring mechanisms for TB induced by anti-TNFs |
| 2014–2017 | Celltrion Cross-immunogenicity of infliximab and CT-P13 |



Dr. Sigal Fishman, M.D.

Department of Internal Medicine
Sourasky Medical Center



TEL AVIV UNIVERSITY



sigalf@tlvmc.gov.ilpost.tau.ac.il

The Role of Incretin Hormones in Macrophage Regulation of Obesity, Inflammation and Insulin Resistance

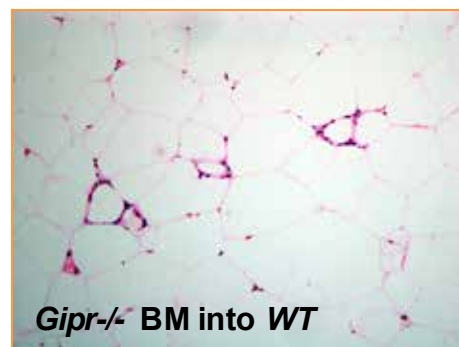
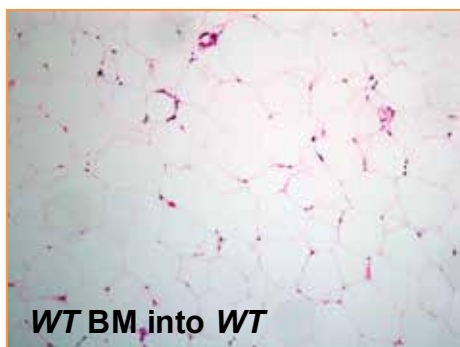
Positions

Senior Lecturer, Sackler Faculty of Medicine

Research

Recent studies have suggested that GIP participates in the dynamic and progressive crosstalk between the two fundamental systems of metabolism and immunity. Yet, whether GIP can directly act on immune cells and the resulting consequences on the development and progression of obesity remain elusive. We have previously demonstrated in a murine model of high fat diet (HFD) that a long-acting GIP analogue significantly reduces visceral fat infiltration of pro-inflammatory immune cells and improves insulin sensitivity, thus, highlighting a possible role for GIP as a linker between energy balance and immunologic responses. Our preliminary results clearly indicate that impairment of GIP-governed regulation of immune cells perturbs energy homeostasis, promotes insulin resistance (IR) and intensifies the inflammatory response under HFD. Therefore, we continue to investigate the direct immuno-regulatory role of GIP in immune cells and specifically in adipose tissue macrophages (ATM) and the resulting consequences on the inflammatory

response and on the metabolic state in obese human and mice. Specifically, we hypothesize that GIP negatively regulates S100A8/9 in ATM and thereby affects myelopoiesis and energy homeostasis by attenuating beiging in subcutaneous fat. In addition, we suggest that GIP positively mediates, at least in part, whole body energy homeostasis and adipose tissue metabolism through its direct effect on immune cell function. Here, we intend to utilize BM chimerism approach to target GIPR-deficiency to immune cells to explore the role of GIP in immune cells and specifically ATM. We are using chimeras reconstituted with GIP receptor (GIPR)-deficient bone marrow and determine the metabolic and immune phenotype of the mice. To specifically investigate the physiological role of GIP as regulator of ATM function, GIPR-deficiency has been targeted to ATM by using the cre-lox system and crossing the *Gipr* fl/fl mice with or *Cx3cr1*-cre mice. We are exploring the role of GIP-governed regulation of immune cell and specifically ATM function and the role of GIP-S100A8/9 axis in dictating whole body energy balance, we will perform metabolic analyses that assess energy expenditure, fat versus glucose utilization, locomotor activity as well as insulin sensitivity. Bone marrow, blood and adipose



Visceral adipose tissue of chimeric mice reconstituted with WT or *Gipr*^{-/-} bone marrow (BM) and exposed to a 14 weeks high fat diet regimen, showing increased infiltrating immune cells in the *Gipr*^{-/-} BM reconstituted mice.

tissue myelopoiesis is assessed in the various mice exposed to a HFD regimen. We are also identifying target genes in visceral and subcutaneous fat of both chimeric mice and GIPR conditional knockout mice. Finally, we will study the ability of GIP to negatively regulate S100A8/9 in visceral fat explants and sorted ATM extracted from human obese patients.

Expected significance: Our integrative approach will allow significant progress towards revealing basic GIP governed immune-regulatory mechanisms operating at the interface between adipose tissue inflammation and metabolism and their involvement in the pathophysiology of obesity-induced IR. Insights gained in this study will uncover a yet unknown role for GIP in regulating the pathophysiological link between ATM and obesity and may lead to future identification of another class of incretin drugs, namely GIP analogs, with the potential to improve whole body insulin sensitivity via immune cell regulation.

Publications

Mouler Rechtman M, Burdelova OE, Bar-Yishay I, Ben-Yehoyada M, **Fishman S**, Halpern Z, Shlomain A. The metabolic regulator PGC-1 α links anti-cancer cytotoxic chemotherapy to reactivation of hepatitis B virus. *J Viral Hepatitis* 2013; 20:34-41.

Ben Shlomo S, Zvibel I, Rabinowich L, Goldiner I, Shlomain A, Santo EM, Halpern Z, Oren R, **Fishman S**. 2013. Dipeptidyl peptidase 4-deficient rats have improved bile secretory function in high fat diet-induced steatosis. *Dig Dis Sci* 58:172-8.

Ben Shlomo S, Zvibel I, Varol C, Spektor L, Shlomain A, Santo EM, Halpern Z, **Fishman S**. 2013. Reduced adipose tissue inflammation in dipeptidyl peptidase 4 deficient rats may involve glucose-dependent insulinotropic polypeptide. *Obesity* 21:2331-41.

Dotan I, Ron Y, Yanai H, Becker S, **Fishman S**, Yahav L, Ben Yehoyada M, Mould DR. Patient factors that increase infliximab clearance and shorten half-life in inflammatory bowel disease: a population pharmacokinetic study. *Inflamm Bowel Dis*. 2014; 20:2247-59.

Niv E, **Fishman S**, Kachman H, Arnon R, Dotan I. Sequential capsule endoscopy of the small bowel for

follow-up of patients with known Crohn's disease. *J Crohns Colitis*. 2014 1;8:1616-23.

Shnell M* **Fishman S***, Eldar S, Goitein D, Santo E. Balloon dilatation for symptomatic gastric sleeve stricture. *Gastrointest Endosc*. 2014 Mar;79(3):521-4. *equal authors.

Khatib M*, Zvibel I*, Zelber-Sagi S, Varol C, Lahat G, Abu-Abeid S, Klausner JM, Halpern Z, **Fishman S**. Discriminatory metabolic and inflammatory parameters in serum and omental adipose tissue of obese patients with different insulin sensitivity. *J Clin & Translational Endocrinol*. 2014; 1, 115-119 *equal authors.

Varol C*, Zvibel I*, Spektor L, Mantelmacher FD, Vugman M, Tamar T, Khatib M, Elmaliah E, Halpern Z, **Fishman S**. Long-acting glucose-dependent insulinotropic polypeptide ameliorates obesity-induced adipose tissue inflammation. *J Immunol* 2014;193:4002-9. *equal authors.

Rabinowich L*, **Fishman S***, Hubel E, Thurm T, Park WJ, Pewzner-Jung Y, Futerman A, Halpern Z, Zvibel I. Sortilin deficiency improves the metabolic phenotype and reduces hepatic steatosis in a murine model of diet-induced obesity. *J Hepatol* 2015;62:175-81.* equal authors.

Shnell M, Gluck N, Abu-Abeid S, Santo E, **Fishman S**. Use of endoscopic septotomy for the treatment of late staple-line leaks after laparoscopic sleeve gastrectomy. *Endoscopy* 2017;49(1):59-63.

Fishman S, Shnell M, Gluck N, Meirsdorf S, Abu-Abeid S, Santo E. Use of sleeve-customized self-expandable metal stents for the treatment of staple-line leakage after laparoscopic sleeve gastrectomy. *Gastrointest Endosc*. 2015. pii: S0016-5107(14)02412-2.

Grants

2016–2019 Glucose-dependent insulinotropic polypeptide (GIP) improves adipose tissue inflammation and metabolism through direct regulation of adipose tissue macrophage function, Israel Science Foundation



Dr. Yael Haberman, M.D., Ph.D.

The Pediatric Gastroenterology Unit & Sheba Cancer Center
Sheba Medical Center



yael.haberman@sheba.gov.il

Host: Microbial Interactions - Translational Research in Gastrointestinal Diseases

Positions

Physician-Scientist, Sheba Medical Center

Adjunct Assistant Professor, Division of Pediatric Gastroenterology, Hepatology, & Nutrition, Cincinnati Children's Hospital Medical Center, OH, USA.

Research

We aim to investigate the pathogenesis of pediatric gastrointestinal disease, with a specific focus on inflammatory Bowel Disease (IBD) and congenital gastrointestinal manifestations. Our main research uses state-of-the-art sequencing approaches and patients' samples to detect the widest range of microbial shifts and changes in host genes, present in the actual lining of the gut. These analyses are used to better characterize disease phenotype and pathogenesis with an ultimate goal to use this data in the future to better tailor therapy for a specific patient based on gut gene expression, microbial data and genetics.

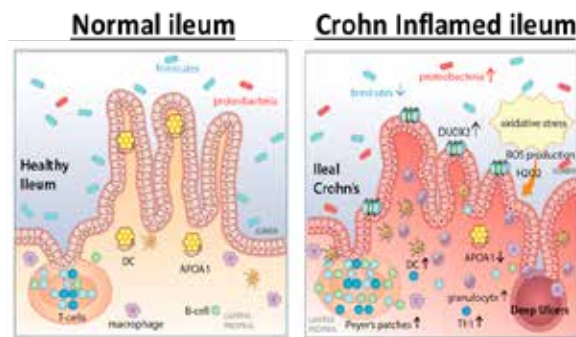
Within our IBD research we focus on characterizing the role of non-coding elements (non-coding RNAs and GWAS significant non-coding SNPs) and we try to elucidate if and how these non-coding regions take part in the host:microbial interactions.

Another interest of the lab is to elucidate genotype:phenotype associations in patients with congenital gastrointestinal manifestations. Using high throughput genotypic analyses, we aim to explore connections between abnormal gastrointestinal metabolism and development with genetics. We hope that by understanding the genetics underlying those pathologies, we will be able to better understand the phenotype and tailor treatment.

Publications

Rosen MJ, Karns R, Vallance JE, Bezold R, Waddell A, Collins MH, **Haberman Y**, Minar P, Baldassano RN, Hyams JS, Baker SS, Kellermayer R, Noe JD, Griffiths AM, Rosh JR, Crandall WV, Heyman MB, Mack DR, Kappelman MD, Markowitz J, Moulton DE, Leleiko NS, Walters TD, Kugathasan S, Wilson

Host: Microbial Interactions in the gut



Haberman et al, J Clin Invest. 2014

↑ DUOX2, CXCL9, IFN γ , ROS production, Proteobacteria, Granulocytes

↓ APOA1, GSTA1,2,5, LCT, Firmicutes, Antioxidants

KT, Hogan SP, Denson LA. *Gastroenterology*. 2017 Jan 26. doi: 10.1053/j.gastro.2017.01.016. [Epub ahead of print].

Haberman Y, Di Segni A, Loberman-Nachum N, Barel O, Kunik V, Eyal E, Kol N, Hout-Siloni G, Kochavi B, Avivi C, Schvimer M, Rechavi G, Anikster Y, Barshack I, Weiss B. Congenital Sucrase-isomaltase Deficiency: A Novel Compound Heterozygous Mutation Causing Aberrant Protein Localization. *J Pediatr Gastroenterol Nutr*. 2016 Oct 4.

Dionisi-Vici C, Shteyer E, Niceta M, Rizzo C, Pode-Shakked B, Chillemi G, Bruselles A, Semeraro M, Barel O, Eyal E, Kol N, **Haberman Y**, Lahad A, Diomedi-Camassei F, Marek-Yagel D, Rechavi G, Tartaglia M, Anikster Y. Expanding the molecular diversity and phenotypic spectrum of glycerol 3-phosphate dehydrogenase 1 deficiency. *J Inherit Metab Dis*. 2016 Jul 1. [Epub ahead of print].

Moshkovits I, Reichman H, Karo-Atar D, Rozenberg P, Zigmund E, **Haberman Y**, Ben Baruch-Morgenstern N, Lampinen M, Carlson M, Itan M, Denson LA, Varol C, Munitz A. A key requirement for CD300f in innate immune responses of eosinophils in colitis. *Mucosal Immunol*. 2016. doi: 10.1038/mi.2016.37

Stephen J*, Vilboux T*, **Haberman Y***, Pri-Chen H, Pode-Shakked B, Marek-Yagel D, Barel O, Di Segni A, Eyal E, Hout-Siloni G, Lahad A, Shalem T, Rechavi G, Malicdan MCV, Weiss B, Gahl WA, and Anikster Y. Congenital Protein Losing Enteropathy: An inborn error of lipid metabolism due to *DGAT1* mutations. *Eur J Hum Genet*. 2016;24:1268-73.

*Equal contribution.

Arora K, Sinha C, Zhang W, Moon CS, Ren A, Yarlagadda S, Dostmann WR, Adebiyi A, **Haberman Y**, Denson LA, Wang X, Naren AP. Altered cGMP Dynamics at the Plasma Membrane Contribute to Diarrhea in Ulcerative Colitis. *Am J Pathol*. 2015;185:2790-804.

Cutler DJ, Zwick ME, Okou DT, Prahalad S, Walters T, Guthery SL, Dubinsky M, Baldassano R, Crandall WV, Rosh J, Markowitz J, Stephens M, Kellermayer R, Pfefferkorn M, Heyman MB, LeLeiko N, Mack D, Moulton D, Kappelman MD, Kumar A, Prince J, Bose P, Mondal K, Ramachandran D, Bohnsack JF, Griffiths AM, **Haberman Y**, Essers J, Thompson SD, Aronow B, Keljo DJ, Hyams JS, Denson LA; PRO-KIIDS Research Group, Kugathasan S. Dissecting Allele Architecture of Early Onset IBD Using High-Density Genotyping. *PLoS One*. 2015;10(6).

Haberman Y, Tickle TL, Dexheimer PJ, Tang D, Karns R, Baldassano RN, Noe JD, Rosh J, Markowitz J, Heyman MB, Griffiths AM, Crandall WV, Mack DR,

Baker SS, **Huttenhower C**, Keljo DJ, Hyams JS, Kugathasan S, Walters T, Aronow B, **Xavier RJ**, **Gevers D**, Denson LA. Pediatric Crohn disease patients exhibit specific ileal transcriptome and microbiome signature. *J Clin Invest*. 2014;124(8):3617-33.

Minar P, **Haberman Y**, Jurickova I, Wen T, Rothenberg ME, Kim MO, Saeed SA, Baldassano RN, Stephens M, Markowitz J, Rosh J, Crandall WV, Heyman MB, Mack DR, Griffiths AM, Baker S, Hyams J, Kugathasan S, Denson LA. Utility of Neutrophil Fcγ Receptor I (CD64) Index as a Biomarker for Mucosal Inflammation in Pediatric Crohn's Disease. *Inflamm Bowel Dis*. 2014;20(6):1037-48.

Gevers D., Kugathasan S.*, Denson* LA., Vázquez-Baeza Y., Van Treuren W., Ren B., Schwager E., Knights D., Song S.J., Yassour M., Morgan X.C., Kostic A.D, Luo C., González A., McDonald D, **Haberman Y.**, Walters T., Baker S., Rosh J., Stephens M., Heyman M., Markowitz J., Baldassano R., Griffiths A., Francisco S., Mack D., Kim S., Crandall W., Hyams J., Huttenhower C., Knight R., Xavier R.J. The treatment-naïve microbiome in new-onset Crohn's disease. *Cell Host and Microbes* 2014;15(3):382-92.

Haberman Ziv Y, Burrow T, Kocoshis S, Pentiuik S. Encephalopathy in a short-bowel syndrome patient: case report and discussion of the pathophysiology. *JPEN* 2014;38:518-520

Book chapters

Rothenberg ME, **Haberman Y**. 10th edition of Sleisenger and Fordtran's Gastrointestinal and Liver Disease. Chapter 29: Eosinophilic Disorders of the Gastrointestinal Tract. January 2015.

Haberman Ziv Y, Collins M, Rothenberg ME. Chapter 50: Eosinophilic esophagitis. *Yamada's Textbook of Gastroenterology*. December 2015, Wiley-Blackwell.

Rothenberg ME, Collins M, **Haberman Ziv Y**. Chapter 11: Eosinophilic esophagitis. *Yamada's Atlas of Gastroenterology*. March 2016, Wiley-Blackwell.

Grants

2016-2017 Israel Gastroenterological Association (IGA)

2016-2017 ISF-INCPM Pilot

2015-2018 Physician-Scientist ISF Grant

2013-2018 Israeli Centers of Research Excellence (I-CORE), Gene Regulation in Complex Human Disease



Dr. Nitsan Maharshak, M.D.

The Research Center for Digestive Tract & Liver Diseases; Department of Gastroenterology and Liver Diseases; Tel Aviv Medical Center
Sackler Faculty of Medicine



nitsanm@tlvmc.gov.il

Investigating the Microbiome-Human Interactions

Positions

Senior Lecturer, Sackler Faculty of Medicine

Head of Bacteriotherapy Clinic

Deputy Chief, Department of Gastroenterology and Liver Diseases

Research

We study the role of enteric bacteria in inflammatory and metabolic related disease conditions in humans and in-vitro. Specifically, we study how bacterial proteases impact the epithelial barrier function and how enteric microbial alterations are related to diseases. Clinically, we study the implication of fecal microbial transplantation in disease conditions.

Publications

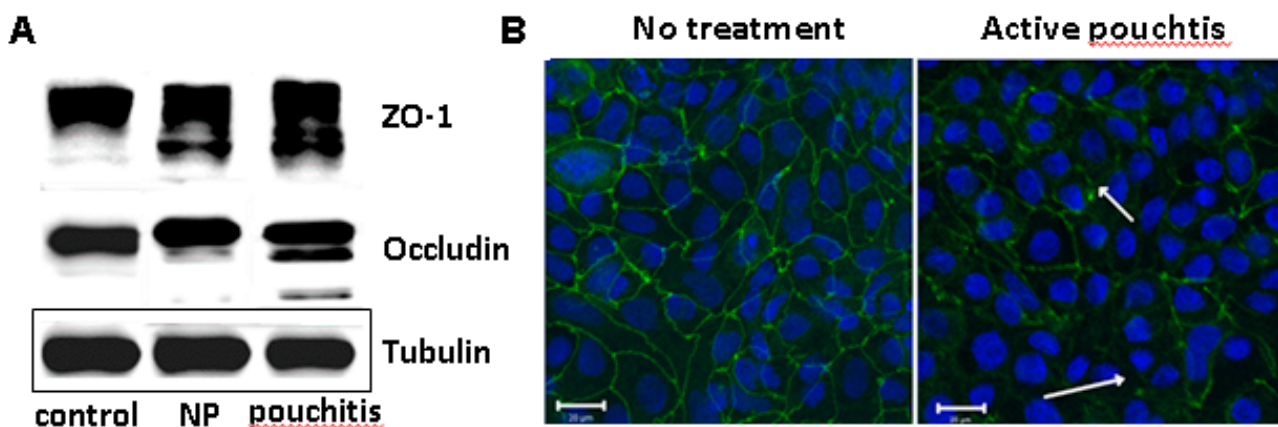
Elloumi HZ*, **Maharshak N***, Rao KN, Kobayashi T, Ryu HS, Muhlbauer M, Li F, Jobin C, Plevy SE. A cell permeable peptide inhibitor of NFAT inhibits macrophage cytokine expression and ameliorates experimental colitis. *PLoS One*. 2012;7:e34172. Equal contribution.

Lennon E*, **Maharshak N***, Elloumi H, Borst L, Plevy SE, Moeser AJ. Early life stress triggers persistent colonic barrier dysfunction and exacerbates colitis in adult IL-10^{-/-} mice. *Inflamm Bowel Dis*. 2013;19(4):712-9. Equal contribution.

Maharshak N, Shenhar-Tsarfaty S, Aroyo N, Orpaz N, Guberman I, Canaani J, Halpern Z, Dotan I, Berliner S, Soreq H. MicroRNA-132 Modulates Cholinergic Signaling and inflammation in Human Inflammatory Bowel Disease. *Inflamm Bowel Dis*. 2013;19(7):136-53.

Onyiah JC, Sheikh SZ, **Maharshak N**, Russo SM, Steinbach EC, Kobayashi T, Mackey LC, Moeser AJ, Rawls JF, Borst LB, Otterbein LE, Plevy SE. Carbon monoxide and heme oxygenase-1 maintain intestinal homeostasis in mice through augmented bacterial clearance. *Gastroenterology*. 2013;144(4):789-798.

Maharshak N, Packey CD, Manick S, Siddle JP, Ellermann M, Plevy SE, Sartor RB, Carroll IM. Altered enteric microbiota ecology in interleukin 10-deficient mice during development and progression of intestinal inflammation. *Gut Microbes*. 2013;4(4):316-24.



Fecal supernatants from pouchitis patients have increased proteolytic activity, disrupt epithelial tight junctions and increase epithelial permeability. Fecal supernatants isolated from pouchitis patients compared to healthy controls and normal pouch (NP) patients caused: **(A)** disruption of tight junction proteins (ZO-1, occludin) as assessed by Western blot. **(B)** Decrease ZO-1 immunofluorescence (white arrows) of Caco-2 cells monolayers. Alexa anti mouse 488 was used as the secondary antibody (green). Nuclei were counterstained with DAPI and are shown in blue.

Kobayashi T, Russo SM, Matsuoka K, Nochi T, **Maharshak N**, Borst LB, Hostager B, Garcia-Martinez JV, Rothman PB, Kashiwada M, Murray PJ, Plevy SE. NFIL3 deficient mice develop microbiota dependent, IL-12/23 driven spontaneous colitis. *Jl*. 2014;15;192(4):1918-27

Reshef A, Kovacs A, Yahav L, Keren N, Ofer A, **Maharshak N**, Konikoff FM, Tulchinsky H, Gophna U, Dotan I. Pouch inflammation is associated with a decrease in key bacterial taxa. *Gastroenterology*. 2015; 149(3):718-27

Maharshak N, Huh E, Thurlow L, Herzog J, Djukic Z, Orlando R, Pawlinski R, Zang Y, Shanahan M, Ellermann M, Borst L, Patel S, Von Furstenberg R, Dotan, I, Henning S, Sartor RB, Carroll IM. Enterococcus faecalis serine protease mediates intestinal permeability and inflammation via Protease Activated Receptor 2. *Infect Immun*. 2015;83(7):2762-70

Maharshak N, Ryu HS, Jia FanT, Onyiah JC, Schulz S, Otterbein SL, Wong R, HansenJ, Otterbein EL, Carroll I, Plevy SE. Escherichia coli heme oxygenase modulates host innate immune responses. *Microbiol Immunol*. 2015. 59(8):452-65

Ringel Y*, **Maharshak N**, Ringel Kulka T, Lundqvist A, Sartor RB, Carroll, IM. High throughput sequencing reveals distinct microbial populations within the mucosal and luminal niches in healthy Individuals. *Gut Microbes*. 2015;6(3):173-81. Equal contribution.

Cohen NA, Livovsky DM, Yaakovovitch S, Ben Yehoyada M, Ben Ami R, Adler A, Guzner-Gur H, Goldin E, Santo ME, Halpern Z, Paz K, **Maharshak N**. Fecal microbiota transplantation for recurrent Clostridium difficile infection is highly effective- a retrospective study from two Israeli tertiary centers. *IMAJ*. 2016

Hod K, Ringel-KulkanT, Martin CF, **Maharshak N**, Ringel Y. High Sensitive C-Reactive Protein as a Marker for Inflammation in Irritable Bowel Syndrome. *J Crohns Colitis*. 2016. 50(3):227-32.

Maharshak N, Cohen NA, Reshef L, Tulchinsky H, Gophna U, Dotan I. Alterations of Enteric Microbiota in Patients with a Normal Ileal Pouch Are Predictive of Pouchitis. *J Crohns Colitis*. 2016; pii: jjw157.

Maharshak N, Cohen NA, Reshef L, Tulchinsky H, Gophna U, Dotan I. Enteric microbiota alterations in patients with a normal ileal pouch are predictive of pouchitis. *JCC* 2017. 11(3):314-320

Chen L, Wilson JE, Montgomery SA, Packey CD, Chou WC, **Maharshak N**, Plevy SE, Young VB, Sartor RB, Ting JPY. NLRP12 Attenuates Colon Inflammation by Maintaining Colonic Commensal

Symbiosis and the Expansion of Lachnospiraceae Strains. *Nat Immun* 2017. 18(5):541-551.

Kopylov U, Ron Y, Avni-Biron I, Koslovsky B, Waterman M, Daher S, Ungar S, Yanai H, **Maharshak N**, Ben-Bassat O, Lichtenstein L, Bar Gil Shitrit A, Israeli E, Shwartz D, Zittan E, Eliakim R, Chowers Y, Ben-Horin S, Dotan I. Efficacy and safety of vedolizumab for induction of remission in inflammatory bowel disease- the Israeli real world experience. *IBD Journal* 2017. 23(3):404-408.

Hod K, Sperber AD, MSPH, Ron Y, Boaz M, Dickman R, Berliner S, Halpern Z, **Maharshak N**, Dekel R. A Double-Blind, Placebo-Controlled Study to Assess the Effect of the Probiotic Mixture Bio-25 on Symptoms and High-Sensitivity CRP (hs-CRP) in Women with Diarrhea-Predominant IBS. *Neurogastroenterol* 2017. 29(7). **Maharshak N** and Dekel R contributed equally

Iny O, Yanai H, Matalon S, Santo EM, Shibolet O, Dotan I, **Maharshak N**. Crohn's disease behavior and location is altered when associated with primary sclerosing cholangitis. *Isr Med Assoc J* 2016.

Friedman-Korn T, Livovsky DM, **Maharshak N**, Cohen NA, Paz K, Goldin E, Bar-Gil Shitrit A, Koslovsky B. Fecal transplantation for treatment of Clostridium difficile colitis in elderly and debilitated patients. *Dig Dis Sci* 2017

Cohen NA, Miller T, Na'aminh W, Hod K, Adler A, Cohen D, Guzner-Gur H, Santo E, Halpern Z, Carmeli Y, **Maharshak N**. Clostridium difficile fecal toxin level is associated with disease severity and prognosis. *UEG* 2017

Thurm T, Ablin JN, Buskila D, **Maharshak N**. Fecal Microbiota Transplantation for Fibromyalgia: A case report and review of the literature. *OJG*. 2017

Cohen NA, **Maharshak N**. Novel Indications for Fecal Microbial Transplantation: Update and Review of the Literature. *Digestive Disease and Sciences*. 2017. 62(5):1131-1145.

Grants

2012 – present Adalimumab for post operative Crohn's disease patients. Abbvie LTD.

2017- 2018 Fecal Transplantation Using a Novel Conditioning Method for Donor and Recipient in Moderate to Severe Treatment Refractory Colitis in Inflammatory Bowel Disease. The Pioneer award, European Crohn's and Colitis Organization



Prof. Raanan Shamir, M.D.

Gastroenterology, Nutrition and Liver Disease
Schneider Children's Medical Center of Israel
Sackler Faculty of Medicine



shamirraanan@gmail.com



Dr. Orith Waisbourd-Zinman, M.D.

Gastroenterology, Nutrition and Liver Disease
Schneider Children's Medical Center of Israel
Sackler Faculty of Medicine



oritwz@gmail.com

Studying Biliary Atresia Pathogenesis

Positions

Shamir – Professor of Pediatrics, Sackler Faculty of Medicine

Waisbourd-Zinman - Attending Physician, Schneider Children's Medical Center of Israel

Research

Biliary atresia (BA) is a fibro-obliterative disease of the extrahepatic bile ducts affecting newborns, and is the leading indication for pediatric liver transplant.

The etiology remains unknown and there is no effective treatment. We identified an isoflavonoid toxin, biliatresone, that causes BA outbreaks in Australian livestock and we showed that it causes lumen obstruction of neonatal mouse bile duct (NBD) explants. This is a novel tool for the study of BA and allows us to study the primary event in the disease, providing new potential for identifying therapeutic interventions. We found that biliatresone acts by inducing a rapid and transient decrease in reduced glutathione (GSH) and a decrease in SOX17

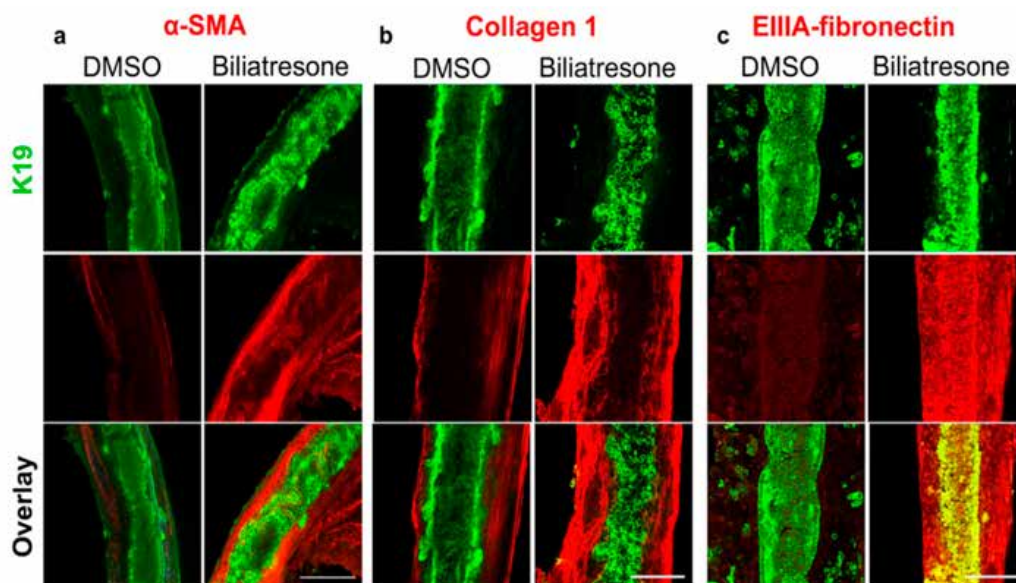


Figure: Biliatresone induces ductal fibrosis. Neonatal mouse bile duct explants were incubated with DMSO or biliatresone for 24 h and stained for the cholangiocyte marker K19 (green) or the myofibroblast marker smooth muscle actin (SMA) or collagen I or the EIIIA splice variant of fibronectin (all red). Scale bars 100 μ m.

in cholangiocytes and that cholangiocyte injury can be mimicked using DL-buthionine sulfoximine (BSO) to reduce GSH or by knocking down *Sox17*. NBD cultured *ex vivo* and treated with either biliary atresia or BSO showed disruption of the cholangiocyte monolayer, lumen obstruction, and subepithelial myofibroblast differentiation and fibrosis. Both obstruction and fibrosis could be prevented using GSH-protective agents, and were reversible with biliary atresia wash out. In this proposal, we aim to define mechanistically the relationship between biliary atresia, decreased GSH and downstream signaling molecules (*Hey2*, *Hes1*, *RhoU*, *DAAM1* and other WNT signaling pathway genes) in the disruption of cholangiocytes and bile duct integrity. We will study the relationship between changes in cellular tubulin, loss of apical polarity, epithelial permeability and fibrosis and mechanism of repair of cholangiocyte damage and fibrosis. Understanding potential mechanisms of initial injury in BA may lead to new treatments.

Publications

Hojsak I, Zevit N, **Waisbourd-Zinman O**, Rosenbach Y, Mozer-Glassberg Y, Shalitin S, Phillip M, **Shamir R**. Concomitant autoantibodies in newly diagnosed diabetic children with transient celiac serology or proven celiac disease. *J Pediatr Endocrinol Metab* 2013;26:1099-104.

Lorent K, Gong W, Koo K.A, **Waisbourd-Zinman O**, Karjoo S, Zhao X, Sealy I, Kettleborough R.N, Stemple DL, Windsor PA, Whittaker SJ, Porter JR, Wells RG, Pack M. Identification of a plant isoflavonoid that causes biliary atresia. *Science of Translational Medicine* 2015; 6;7:286ra67.

Waisbourd-Zinman O, Koh H, Tsai S, Lavrut PM, Dang C, Zhao X, Pack M, Cave J, Hawes M, Koo KA, Porter JR, Wells RG. Biliary atresia, a toxin causing biliary atresia-like disease, acts via decreased glutathione and *SOX17*. *Hepatology* 2016; 64:880-93.

Zhao X, Lorent K, Wilkins B, Marchione D, Gillespie K, **Waisbourd-Zinman O**, So J, Koo KA, Shin D, Porter J, Wells RG, Blair I, Pack M. Glutathione Antioxidant Pathway Activity and Reserve Determine Toxicity and Specificity of the Biliary Toxin Biliary atresia in Zebrafish. *Hepatology* 2016; 64:880-93.

Waisbourd-Zinman O, Mamula P, Piccoli DA. Chromosome 10q23 Deletion syndrome: An Overlap of Bannayan-Riley-Ruvalcaba Syndrome and Juvenile Polyposis Syndrome. *J Paediatr Child Health* 2016;52:852.

Waisbourd-Zinman O, Surrey LF, Schwartz AE, Russo PA, Wen J. A novel BSEP mutation causes a mild form of progressive familial cholestasis type 2. *Annals of Hepatology*.

Agostoni C, Moreno L, **Shamir R**. Palmitic acid and health: introduction. *Crit Rev Food Sci Nutr* 2016;56:1941-2.

Vandenplas Y, Alarcon P, Fleischer D, Hernell O, Kolacek S, Laignelet H, Lönnerdal B, Raman R, Rigo J, Salvatore S, **Shamir R**, Staiano A, Szajewska H, Van Goudoever J, von Berg A, Lee WS. Should partial hydrolysates be used as starter infant formula? A working group consensus. *J Pediatr Gastroenterol Nutr* 2016;62:22-35.

Assa A, Avni I, Ben-Bassat O, Niv Y, **Shamir R**. Practice variations in the management of inflammatory bowel disease between pediatric and adult gastroenterologists. *J Pediatr Gastroenterol Nutr* 2016;62:372-7.

Szajewska H, Canani RB, Guarino A, Hojsak I, Indrio F, Kolacek S, Orel R, **Shamir R**, Vandenplas Y, van Goudoever JB, Weizman Z; ESPGHAN Working Group for Probiotics Prebiotics. Probiotics for the prevention of antibiotic-associated diarrhea in children. *J Pediatr Gastroenterol Nutr* 2016;62:495-506.

Hartman C, **Shamir R**. Nutrition and growth in chronic disease. *World Rev Nutr Diet* 2016;114:84-102.

Szajewska H, **Shamir R**, Mearin ML, Koninckx CR, Catassi C, Domellöf M, Fewtrell MS, Husby S, Papadopoulou A, Vandenplas Y, Castillejo G, Kolacek S, Koletzko S, Korponay-Szabó IR, Lionetti E, Polanco I, Troncone R. Gluten introduction and the risk of coeliac disease. A position paper by the European Society for Paediatric Gastroenterology, Hepatology & Nutrition. *J Pediatr Gastroenterol Nutr* 2016; 62:507-13.

Karas J, Ashkenazi S, Guarino A, Lo Vecchio A, **Shamir R**, Vandenplas Y, Szajewska H; Consensus Group on Outcome Measures Made in Paediatric Enteral Nutrition Clinical Trials (COMMENT). Developing a core outcome measurement set for clinical trials in acute diarrhoea. *Acta Paediatr* 2016;105:e176-80.

Rinawi F, Rosenbach Y, Assa A, **Shamir R**. Ustekinumab for resistant pediatric Crohn's disease. *J Pediatr Gastroenterol Nutr* 2016;62:e34-5.

Eales J, Lenoir-Wijnkoop I, King S, Wood H, Kok FJ, **Shamir R**, Prentice A, Edwards M, Glanville J, Atkinson RL. Is consuming yoghurt associated with weight management outcomes? Results from a systematic review. *Int J Obes* 2016; 40(5):731-46.

Vandenplas Y, Benninga M, Broekaert I, Falconer J, Gottrand F, Guarino A, Lifschitz C, Lionetti P, Orel R, Papadopoulou A, Ribes-Koninckx C, Ruemmele FM, Salvatore S, **Shamir R**, Schäppi M, Staiano A, Szajewska H, Thapar N, Wilschanski M. Functional gastro-intestinal disorder algorithms focus on early recognition, parental reassurance and nutritional strategies. *Acta Paediatr* 2016;105:244-52.

Rub G, Marderfeld L, Poraz I, Hartman C, Amsel S, Rosenbaum I, Pergamentzev-Karpol S, Monsonego-Ornan E, **Shamir R**. Validation of a nutritional screening tool for ambulatory use in pediatrics. *J Pediatr Gastroenterol Nutr* 2016;62:771-5.

Koletzko B, **Shamir R**. Infant formula: Does one size fit all? *Curr Opin Clin Nutr Metab Care* 2016;19:205-7.

Chourdakis M, Hecht C, Gerasimidis K, Joosten KFM, Karagiozoglou-Lampoudi T, Koetse HA, Ksiazyk J, Lazea C, **Shamir R**, Szajewska H, Koletzko B, Hulst JM. Malnutrition risk in hospitalized children: Use of three screening tools in a large European population. *Am J Clin Nutr* 2016;103:1301-10.

Lo Vecchio A, Vandenplas Y, Benninga M, Broekaert I, Falconer J, Gottrand F, Lifschitz C, Lionetti P, Orel R, Papadopoulou A, Ribes-Koninckx C, Salvatore S, **Shamir R**, Schäppi M, Staiano A, Szajewska H, Thapar N, Wilschanski M, Guarino A. An international consensus report on a new algorithm for the management of infant diarrhoea. *Acta Paediatr* 2016;105:e384-9.

Ashkenazi-Hoffnung L, Mozer-Glassberg Y, Bilavsky E, Yassin R, **Shamir R**, Amir J. Children post liver transplantation hospitalized with fever are at a high risk for bacterial infections. *Transpl Infect Dis* 2016;18:333-40.

Ludvigsson JF, Agreus L, Ciacci C, Crowe SE, Geller MG, Green PHR, Hill I, Hungin AP, Koletzko S, Koltai T, Lundin KEA, Mearin ML, Murray JA, Reilly N, Walker MM, Sanders DS, **Shamir R**, Troncone R, Husby S. Guidelines: Transition from childhood to adulthood in coeliac disease: The Prague consensus report. *Gut* 2016;65:1242-51.

Masarwi M, Gaber Y, Dolkart O, Brosh T, **Shamir R**, Phillip M, Gat-Yablonski, G. Skeletal effect of casein and whey protein intake during catch-up growth in young male Sprague-Dawley rats. *Br J Nutr* 2016;116:59-69.

Shamir R. The benefits of breast feeding, Nestle Nutr Inst Workshop Ser 2016;86:67-76.

Hartman C, Marderfeld L, Davidson K, Mozer-Glassberg Y, Poraz I, Silbermintz A, Zevit N, **Shamir R**. Food intake adequacy in children and

adolescents with inflammatory bowel disease. *J Pediatr Gastroenterol Nutr* 2016;63:437-44.

Pieścik-Lech M, Chmielewska A, **Shamir R**, Szajewska H. Systematic review: Early infant feeding and the risk of type 1 diabetes. *J Pediatr Gastroenterol Nutr* 2016.

Rinawi F, Assa A, Hartman C, Mozer Glassberg Y, Nachmias Friedler V, Rosenbach Y, Silbermintz A, Zevit N, **Shamir R**. Evolution of disease phenotype in pediatric-onset Crohn's disease after more than 10 years follow up-Cohort study. *Dig Liver Dis* 2016.

Caubet JC, Szajewska H, **Shamir R**, Nowak-Węgrzyn A. Non IgE-mediated Gastrointestinal Food Allergies in children. *Pediatr Allergy Immunol* 2016.

Assa A, Frenkel-Nir Y, Leibovici-Weissman Y, Tzur D, Afek A, Katz LH, Levi Z, **Shamir R**. Anthropometric measures and prevalence trends in adolescents with coeliac disease: a population based study. *Arch Dis Child* 2016.

Yackobovitch-Gavan M, Lebenthal Y, Lazar L, Shalitin S, Demol S, Tenenbaum A, **Shamir R**, Phillip M. Effect of Nutritional Supplementation on Growth in Short and Lean Prepubertal Children after 1 Year of Intervention. *J Pediatr* 2016;179:154-9.

Rinawi F, Assa A, Hartman C, Mozer Glassberg Y, Friedler VN, Rosenbach Y, Silbermintz A, Zevit N, **Shamir R**. Incidence of Bowel Surgery and Associated Risk Factors in Pediatric-Onset Crohn's Disease. *Inflamm Bowel Dis* 2016;22:2917-23.

Assa A, Frenkel-Nir Y, Tzur D, Katz LH, **Shamir R**. Cardiovascular risk factors in adolescents with celiac disease: a cross sectional population based study. *J Pediatr Gastroenterol Nutr* 2016.

Caubet JC, Szajewska H, **Shamir R**, Nowak-Węgrzyn A. Non IgE-mediated Gastrointestinal Food Allergies in children. *Pediatr Allergy Immunol* 2017;28:6-17.

Pieścik-Lech M, Chmielewska A, **Shamir R**, Szajewska H. Systematic review: Early infant feeding and the risk of type 1 diabetes. *J Pediatr Gastroenterol Nutr* 2017;64:454-9.

Assa A, Frenkel-Nir Y, Leibovici-Weissman Y, Tzur D, Afek A, Katz LH, Levi Z, **Shamir R**. Anthropometric measures and prevalence trends in adolescents with coeliac disease: a population based study. *Arch Dis Child* 2017;102:139-44.

Morgenstern S, Brook E, Rinawi F, **Shamir R**, Assa A. Tissue and peripheral eosinophilia as predictors for disease outcome in children with ulcerative colitis. *Dig Liver Dis* 2017;49:170-4.

- Elli L, Branchi F, Sidhu R, Guandalini S, Assiri A, Rinawi F, **Shamir R**, Das P, Makharia GK. Small bowel villous atrophy: celiac disease and beyond. *Expert Rev Gastroenterol Hepatol* 2017;11:125-38.
- Forbes A, Escher J, Hébuterne X, Kłęk S, Krznaric Z, Schneider S, **Shamir R**, Stardelova K, Wierdsma N, Wiskin A.E, Bischoff S.C. ESPEN Guideline: Clinical Nutrition in inflammatory bowel disease. *Clin Nutr* 2017;36:321-47.
- Matar M, Rinawi F, **Shamir R**, Assa A. Hypergammaglobulinemia is a marker of extraintestinal manifestations in pediatric inflammatory bowel disease. *Turk J Gastroenterol* 2017;28:131-4.
- Rinawi F, Assa A, Eliakim R, Mozer-Glassberg Y, Nachmias Friedler V, Niv Y, Rosenbach Y, Silbermintz A, Zevit N, **Shamir R**. The natural history of pediatric-onset IBD-unclassified and prediction of Crohn's disease reclassification: a 27-year study. *Scand J Gastroenterol* 2017;52:558-63.
- Assa A, Bronsky J, Kolho KL, Zarubova K, de Meij T, Ledder O, Sladek M, van Biervliet S, Strisciuglio C, **Shamir R**. Anti-TNF α Treatment After Surgical Resection for Crohn's Disease Is Effective Despite Previous Pharmacodynamic Failure. *Inflamm Bowel Dis* 2017;23:791-7.
- Crespo-Escobar P, Mearin ML, Hervás D, Auricchio R, Castillejo G, Gyimesi J, Martinez-Ojinaga E, Werkstetter K, Vriezinga SL, Korponay-Szabo IR, Polanco I, Troncone R, Stoopman E, Kolaček S, **Shamir R**, Szajewska H, Koletzko S, Ribes-Koninckx C. The role of gluten consumption at an early age in celiac disease development: a further analysis of the prospective PreventCD cohort study. *Am J Clin Nutr* 2017;105:890-6.
- Koletzko B, Goulet O, Jochum F, **Shamir R**. Use of parenteral nutrition in the pediatric ICU: should we panic because of PEPaNIC? *Curr Opin Clin Nutr Metab Care* 2017;20:201-3.
- Kolaček S, Hojsak I, Canani RB, Guarino A, Indrio F, Orel R, Pot B, **Shamir R**, Szajewska H, Vandenplas Y, van Goudoever J, Weizman Z. Commercial probiotic products: A call for improved quality control. A Position Paper by the ESPGHAN Working Group for Probiotics and Prebiotics. *J Pediatr Gastroenterol Nutr* 2017;65:117-24.
- Guz-Mark A, Rinawi F, Egotubov O, Shimon I, **Shamir R**, Assa A. Pediatric-onset inflammatory bowel disease poses risk for low bone mineral density at early adulthood. *Dig Liver Dis* 2017;49:639-42.
- Assa A, Frenkel-Nir Y, Tzur D, Katz LH, **Shamir R**. Cardiovascular Risk Factors in Adolescents With Celiac Disease: A Cross Sectional Population Based Study. *J Pediatr Gastroenterol Nutr* 2017;65:190-4.
- Assa A, Frenkel-Nir Y, Tzur D, Katz LH, **Shamir R**. Large population study shows that adolescents with celiac disease have an increased risk of multiple autoimmune and non-autoimmune comorbidities. *Acta Paediatr* 2017;106:967-72.
- Vandenplas Y, Szajewska H, Benninga M, Di Lorenzo C, Dupont C, Faure C, Miqdadi M, Osatakul S, Ribes-Koninckx C, Saps M, **Shamir R**, Annamaria Staiano A. Development of the Brussels Infant and Toddler Stool Scale ('BITSS'): protocol of the study. *BMJ Open* 2017;29:7.
- Rothschild B, Rinawi F, Herman Y, Nir O, **Shamir R**, Assa A. Prognostic significance of granulomas in children with Crohn's disease. *Scand J Gastroenterol* 2017;52:716-21.
- Grossman Z, Hadjipanayis A, Stiris T, Del Torso S, Mercier JC, Valiulis A, **Shamir R**. Vitamin D in European children-statement from the European Academy of Paediatrics (EAP). *Eur J Pediatr* 2017;176:829-31.
- Scarpato E, Quitadamo P, Roman E, Jojkic-Pavkov D, Kolacek S, Papadopoulou A, Roma E, **Shamir R**, Lev MRB, Lutovac B, Djuricic V, Orel R, Koleilat A, Mneimneh S, Coppola V, Corazziari E, Staiano A. Functional Gastrointestinal Disorders in Children: A Survey on Clinical Approach in the Mediterranean Area. *J Pediatr Gastroenterol Nutr* 2017;64:e142-6.
- Szajewska H, **Shamir R**. Editorial. Nutrition intervention in allergy prevention. *Ann Nutr Metab* 2017;70 Suppl 2:5.
- Rinawi F, Ashkenazi S, Wilschanski M, Somekh E, **Shamir R**. Recommendations for the Diagnosis and Management of Pediatric Acute Gastroenteritis in Israel - Update 2017. *Harefuah* 2017;3:189-93. Hebrew.
- Bar-Maisels M, Gabet Y, **Shamir R**, Hiram-Bab S, Pasmanik-Chor M, Phillip M, Bar-Yoseph F, Gat-Yablonski G. Beta Palmitate Improves Bone Length and Quality during Catch-Up Growth in Young Rats. *Nutrients* 2017;18:9.
- Magni P, Bier DM, Pecorelli S, Agostoni C, Astrup A, Brighenti F, Cook R, Folco E, Fontana L, Gibson RA, Guerra R, Guyatt GH, Ioannidis JP, Jackson AS, Klurfeld DM, Makrides M, Mathioudakis B, Monaco A, Patel CJ, Racagni G, Schünemann HJ, **Shamir R**, Zmora N, Peracino A. Perspective: Improving Nutritional Guidelines for Sustainable Health Policies: Current Status and Perspectives. *Adv Nutr* 2017;8:532-545.

- Assa A, **Shamir R**. Exclusive enteral nutrition for inducing remission in inflammatory bowel disease in paediatric patients. *Curr Opin Clin Nutr Metab Care* 2017;20:384-9.
- Rinawi F, Assa A, Eliakim R, Mozer Glassberg Y, Nachmias Friedler V, Niv Y, Rosenbach Y, Silbermintz A, Zevit N, **Shamir R**. Predictors of pouchitis after ileal pouch-anal anastomosis in pediatric-onset ulcerative colitis. *Eur J Gastroenterol Hepatol* 2017;29:1079-85.
- Rinawi F, Assa A, Bashir H, Peleg S, **Shamir R**. Clinical and Phenotypic Differences in Inflammatory Bowel Disease Among Arab and Jewish Children in Israel. *Dig Dis Sci* 2017;62:2095-101.
- Rzehak P, Oddy WH, Mearin ML, Grote V, Mori TA, Szajewska H, **Shamir R**, Koletzko S, Weber M, Beilin LJ, Huang RC, Koletzko B; WP10 working group of the Early Nutrition Project. Infant feeding and growth trajectory patterns in childhood and body composition in young adulthood. *Am J Clin Nutr* 2017;106:568-80.
- Rinawi F, Assa A, Eliakim R, Glassberg YM, Friedler VN, Niv Y, Rosenbach Y, Silbermintz A, Zevit N, **Shamir R**. Risk of Colectomy in Patients with pediatric-onset Ulcerative Colitis. *J Pediatr Gastroenterol Nutr* 2017;65:410-5.
- Ari A, Morgenstern S, Chodick G, Matar M, Silbermintz A, Assa A, Mozer-Glassberg Y, Rinawi F, Nachmias-Friedler V, **Shamir R**, Zevit N. Oesophageal eosinophilia in children with coeliac disease. *Arch Dis Child* 2017;102:825-9.
- Koletzko S, Auricchio R, Dolinsek J, Gillett P, Korponay-Szabo I, Kurppa K, Mearin L, Mäki M, Popp A, Ribes C, **Shamir R**, Stordal K, Tronccone R, Werkstetter K, Wessels M, Zimmer KP, Husby S. No Need for Routine Endoscopy in Children With Celiac Disease on a Gluten-free diet. *J Pediatr Gastroenterol Nutr* 2017;65:267-9.
- Chmielewska A, Pieścik-Lech M, **Shamir R**, Szajewska H. Systematic review: Early infant feeding practices and the risk of wheat allergy. *J Paediatr Child Health* 2017;53:889-96.
- Herman Y, Rinawi F, Rothschild B, Nir O, **Shamir R**, Assa A. The Characteristics and Long-term Outcomes of Pediatric Crohn's Disease Patients with Perianal Disease. *Inflamm Bowel Dis* 2017;23:1659-65.
- Werkstetter KJ, Korponay-Szabó IR, Popp A, Villanacci V, Salemme M, Heilig G, Lillevang ST, Mearin ML, Ribes-Koninckx C, Thomas A, Tronccone R, Filipiak B, Mäki M, Gyimesi J, Najafi M, Dolinšek J, Dydensborg Sander S, Auricchio R, Papadopoulou A, Vécsei A, Sztitanyi P, Donat E, Nenna R, Alliet P, Penagini F, Garnier-Lengliné H, Castillejo G, Kurppa K, **Shamir R**, Hauer AC, Smets F, Corujeira S, van Winckel M, Buderus S, Chong S, Husby S, Koletzko S; ProCeDE study group. Accuracy of Tests for Antibodies Against Tissue-transglutaminase in Diagnosis of Celiac Disease, Without Biopsy. *Gastroenterology* 2017;153:924-35.
- Werkstetter KJ, Korponay-Szabó IR, Popp A, Villanacci V, Salemme M, Heilig G, Lillevang ST, Mearin ML, Ribes-Koninckx C, Thomas A, Tronccone R, Filipiak B, Mäki M, Gyimesi J, Najafi M, Dolinšek J, Dydensborg Sander S, Auricchio R, Papadopoulou A, Vécsei A, Sztitanyi P, Donat E, Nenna R, Alliet P, Penagini F, Garnier-Lengliné H, Castillejo G, Kurppa K, **Shamir R**, Hauer AC, Smets F, Corujeira S, van Winckel M, Buderus S, Chong S, Husby S, Koletzko S; ProCeDE study group. Accuracy in Diagnosis of Celiac Disease Without Biopsies in Clinical Practice. *Gastroenterology* 2017; 153:924-35.
- Interator H, Lebenthal Y, Hoshen M, Safra I, Balicer R, Leshno M, **Shamir R**. Distinct Lipoprotein Curves in Normal Weight, Overweight and Obese Children and Adolescents. *J Pediatr Gastroenterol Nutr* 2017; 65:673-80.
- Shamir R**. ESPGHAN Distinguished Service Award 2017 to Professor Olivier Goulet. *J Pediatr Gastroenterol Nutr* 2017; 65:487-8.
- Nir O, Rinawi F, Amariyo G, Harel L, **Shamir R**, Assa A. Phenotypic Features and Longterm Outcomes of Pediatric Inflammatory Bowel Disease Patients with Arthritis and Arthralgia. *J Rheumatol* 2017; 44:1636-43.
- Rinawi F, Zevit N, Eliakim R, Niv Y, **Shamir R**, Assa A. Long-Term Outcomes After Primary Bowel Resection in Pediatric-Onset Crohn's Disease. *Inflamm Bowel Dis* 2017; 24:149-58.
- Masarwi M, Isaac Solnik H, Phillip M, Yaron S, **Shamir R**, Pasmanic-Chor M. Food restriction followed by refeeding with a casein- or whey-based diet differentially affects the gut microbiota of pre-pubertal male rats. *Journal of Nutritional Biochemistry* 2018;51:27-39.
- Hojsak I, Szajewska H, Canani RB, Guarino A, Indrio F, Kolacek S, Orel R, **Shamir R**, Vandenplas Y, van Goudoever JB, Weizman Z. Probiotics for the Prevention of Nosocomial Diarrhea in Children; ESPGHAN Working Group for Probiotics/Prebiotics. *J Pediatr Gastroenterol Nutr* 2018;66:3-9.
- Rinawi F, Assa A, Hartman C, Mozer Glassberg Y, Nachmias Friedler V, Rosenbach Y, Silbermintz A, Zevit N, **Shamir R**. Long-term Extent Change of

Pediatric-Onset Ulcerative Colitis. *J Clin Gastroenterol* 2017

Brandvayman Y, Rinawi F, **Shamir R**, Assa A. Associations of seasonal patterns and vitamin D levels with onset and flares of pediatric inflammatory bowel disease. *Minerva Pediatr* 2017

Assa A, Rinawi F, **Shamir R**. The long-term predictive properties of the Paris classification in pediatric inflammatory bowel disease patients. *J Crohns Colitis* 2017

Borrelli M, Maglio M, Korponay-Szabó IR, Vass V, Mearin ML, Meijer C, Niv-Drori H, Ribes-Koninckx C, Roca M, **Shamir R**, Troncone R, Auricchio R. Intestinal anti-transglutaminase 2 immunoglobulin A deposits in children at risk for coeliac disease (CD): data from the PreventCD study. *Clin Exp Immunol* 2017

Scarpato E, Kolacek S, Jojkic-Pavkov D, Konjik V, Živković N, Roman E, Kostovski A, Zdraveska N, Altamimi E, Papadopoulou A, Karagiozoglou-

Lampoudi T, **Shamir R**, Bar Lev MR, Koleilat A, Mneimneh S, Bruzzese D, Leis R, Staiano A; MEAP Group. Prevalence of Functional Gastrointestinal Disorders in Children and Adolescents in the Mediterranean Region of Europe. *Clin Gastroenterol Hepatol* 2017

Yackobovitch-Gavan M, Machtei A, Lazar L, **Shamir R**, Phillip M, Lebenthal Y. Randomised study found that improved nutritional intake was associated with better sleep patterns in prepubertal children who were both short and lean. *Acta Paediatr* 2017

Grants

	Personalizing Mediterranean diet in Children: the Ferrero Pilot Trial (RS)
2017-2020	ISF (OWZ)
2017-2018	Biesecker Liver Research Center, Philadelphia (OWZ)



Prof. Oren Shibolet, M.D.

Department of Internal Medicine
Tel Aviv Sourasky Medical Center



orensh@tlvmc.gov.il

Elucidating Mechanisms of Endoplasmic Reticulum (ER) Stress and mTOR Cross-Talk in Drug-Induced Liver Injury

Positions

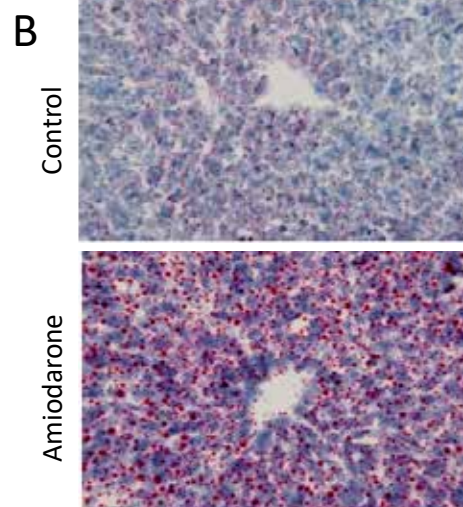
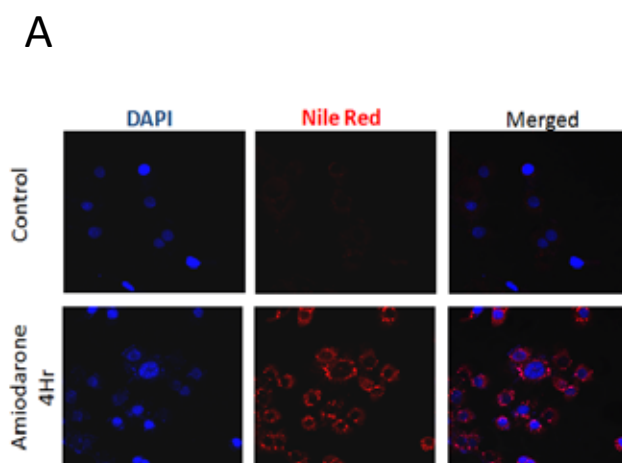
Professor, Sackler Faculty of Medicine

Head, Gastroenterology Institute, Tel Aviv Sourasky Medical Center

Research

The liver is a major site for drug metabolism and elimination, and is susceptible to drug toxicity. In fact, drug induced liver injury (DILI) has become the leading cause of acute liver failure in western countries, so DILI is a major clinical problem conferring significant health and financial burdens. The endoplasmic reticulum (ER) is the cellular site for protein folding. ER stress occurs when the amount of protein entering the ER exceeds its folding capacity. It induces a cyto-protective

reaction collectively termed the unfolded protein response (UPR). We hypothesize that ER stress/UPR pathways are activated in response to hepatic drug metabolism survival-apoptosis-autophagy and together with mTOR signaling may mediate the hepatocyte damage and recovery associated with DILI. Our group is investigating the induction of ER stress/UPR by various hepatotoxic drugs, including acetaminophen (N-acetyl-p-aminophenol-APAP) and amiodarone. Our studies include DILI models in novel genetically modified mouse models with reduced ER stress. In addition, we are also exploring the therapeutic potential of chemical chaperones that relieve ER stress and may become therapies for DILI and improve liver regeneration following injury. In particular, we are focusing on the cross talk between ER stress and pathways of hepatic steatosis.



A. In vitro treatment with amiodarone induces lipid accumulation. Lipid accumulation in immortalized hepatocytes assessed by Nile red staining. DAPI (blue) was used for nuclei staining. B. In vivo treatment with amiodarone leads to hepatic lipid accumulation. Oil Red O staining of liver from control or amiodarone treated mice.

Publications

- Scaiewicz V, Nahmias A, Chung RT, Mueller T, Tirosh B, **Shibolet O**. CCAAT/enhancer-binding protein homologous (CHOP) protein promotes carcinogenesis in the DEN-induced hepatocellular carcinoma model. *PLoS One*. 2013;8:e81065.
- Zelber-Sagi S, Toker S, Armon G, Melamed S, Berliner S, Shapira I, Halpern Z, Santo E, **Shibolet O**. Elevated alanine aminotransferase independently predicts new onset of depression in employees undergoing health screening examinations. *Psychol Med*. 2013;43(12):2603-13.
- Cohen MJ, Bloom AI, Barak O, Klimov A, Neshet T, Shouval D, Levi I, **Shibolet O**. Trans-arterial chemo-embolization is safe and effective for very elderly patients with hepatocellular carcinoma. *World J Gastroenterol*. 2013;19(16):2521-8.
- Uzi D, Barda L, Scaiewicz V, Mills M, Mueller T, Gonzalez-Rodriguez A, Valverde AM, Iwawaki T, Nahmias Y, Xavier R, Chung RT, Tirosh B, **Shibolet O**. CHOP is a critical regulator of acetaminophen-induced hepatotoxicity. *J Hepatol*. 2013;59 (3):495-503.
- Zelber-Sagi S, Lotan R, **Shibolet O**, Webb M, Buch A, Nitzan-Kaluski D, Halpern Z, Santo E, Oren R. Non-alcoholic fatty liver disease independently predicts prediabetes during a 7-year prospective follow-up. *Liver Int*. 2013;33(9):1406-12.
- Müller T, Beutler C, Picó AH, Otten M, Dürr A, Al-Abadi H, Guckelberger O, Meyer ZumBüschel D, Jöhrens K, Volkmann M, Lankisch T, Voigtländer T, Anders M, **Shibolet O**, Jefferson DM, Podolsky DK, Fischer A, Veltzke-Schlieker W, Adler A, Baumgart DC, Sturm A, Wiedenmann B, Schott E, Berg T. Increased T-helper 2 cytokines in bile from patients with IgG4-related cholangitis disrupt the tight junction-associated biliary epithelial cell barrier. *Gastroenterology*. 2013;144(5):1116-28.
- Zelber-Sagi S, Salomone F, Yeshua H, Lotan R, Webb M, Halpern Z, Santo E, Oren R, **Shibolet O**. Non-high-density lipoprotein cholesterol independently predicts new onset of non-alcoholic fatty liver disease. *Liver Int*. 2014; 34:e128-35.
- Zigmond E, Samia-Grinberg S, Pasmanik-Chor M, Brazowski E, **Shibolet O**, Halpern Z, Varol C. Infiltrating monocyte-derived macrophages and resident kupffer cells display different ontogeny and functions in acute liver injury. *J Immunol*. 2014;193(1):344-53.
- Zelber-Sagi S, Buch A, Yeshua H, Vaisman N, Webb M, Harari G, Kis O, Fliss-Isakov N, Izkhakov E, Halpern Z, Santo E, Oren R, **Shibolet O**. Effect of resistance training on non-alcoholic fatty-liver disease a randomized-clinical trial. *World J Gastroenterol*. 2014;20:4382-92.
- Manns MP, Vierling JM, Bacon BR, Bruno S, **Shibolet O**, Baruch Y, Marcellin P, Caro L, Howe AY, Fandozzi C, Gress J, Gilbert CL, Shaw PM, Cooreman MP, Robertson MN, Hwang P, Dutko FJ, Wahl J, Mobashery N. The combination of MK-5172, peginterferon, and ribavirin is effective in treatment-naive patients with hepatitis C virus genotype 1 infection without cirrhosis. *Gastroenterology*. 2014;147:366-76.
- Horwitz E, Stein I, Andreozzi M, Nemeth J, Shoham A, Pappo O, Schweitzer N, Tornillo L, Kanarek N, Quagliata L, Zreik F, Porat RM, Finkelstein R, Reuter H, Koschny R, Ganten T, Mogler C, **Shibolet O**, Hess J, Breuhahn K, Grunewald M, Schirmacher P, Vogel A, Terracciano L, Angel P, Ben-Neriah Y, Pikarsky E. Human and mouse VEGFA-amplified hepatocellular carcinomas are highly sensitive to sorafenib treatment. *Cancer Discov*. 2014;4:730-43.
- Cohen MJ, Levy I, Barak O, Bloom AI, Fernández-Ruiz M, Di Maio M, Perrone F, Poon RT, Shouval D, Yau T, **Shibolet O**. Trans-arterial chemo-embolization is safe and effective for elderly advanced hepatocellular carcinoma patients: results from an international database. *Liver Int*. 2014; 34:1109-17.
- Levy G, Bomze D, Heinz S, Ramachandran SD, Noerenberg A, Cohen M, **Shibolet O**, Sklan E, Braspenning J, Nahmias Y. Long-term culture and expansion of primary human hepatocytes. *Nat Biotechnol*. 2015 Dec;33(12):1264-1271.
- Asman Y, Evenson AR, Even-Sapir E, **Shibolet O**. [18F]fludeoxyglucose positron emission tomography and computed tomography as a prognostic tool before liver transplantation, resection, and locoregional therapies for hepatocellular carcinoma. *Liver Transpl*. 2015;21(5):572-80.
- Sulkowski M, Hezode C, Gerstoft J, Vierling JM, Mallolas J, Pol S, Kugelmas M, Murillo A, Weis N, Nahass R, **Shibolet O**, Serfaty L, Bourliere M, DeJesus E, Zuckerman E, Dutko F, Shaughnessy M, Hwang P, Howe AY, Wahl J, Robertson M, Barr E, Haber B. Efficacy and safety of 8 weeks versus 12 weeks of treatment with grazoprevir (MK-5172) and elbasvir (MK-8742) with or without ribavirin in patients with hepatitis C virus genotype 1 mono-infection and HIV/hepatitis C virus co-infection (C-WORTHY): a randomised, open-label phase 2 trial. *Lancet*. 2015;385(9973):1087-97.
- Webb M, Zimran A, Dinur T, **Shibolet O**, Levit S, Steinberg DM, Salomon O. Are transient and

shear wave elastography useful tools in Gaucher disease? *Blood Cells Mol Dis*. 2016 Dec 23. pii: S1079-9796(16)30318-7.

Thaiss CA, Levy M, Korem T, Dohnalová L, Shapiro H, Jaitin DA, David E, Winter DR, Gury-BenAri M, Tatirovsky E, Tuganbaev T, Federici S, Zmora N, Zeevi D, Dori-Bachash M, Pevsner-Fischer M, Kartvelishvili E, Brandis A, Harmelin A, **Shibolet O**, Halpern Z, Honda K, Amit I, Segal E, Elinav E. Microbiota Diurnal Rhythmicity Programs Host Transcriptome Oscillations. *Cell*. 2016;167(6):1495-1510.e12.

Dore GJ, Altice F, Litwin AH, Dalgard O, Gane EJ, **Shibolet O**, Luetkemeyer A, Nahass R, Peng CY, Conway B, Grebely J, Howe AY, Gendrano IN, Chen E, Huang HC, Dutko FJ, Nickle DC, Nguyen BY, Wahl J, Barr E, Robertson MN, Platt HL; C-EDGE CO-STAR Study Group. Elbasvir-Grazoprevir to Treat Hepatitis C Virus Infection in Persons Receiving Opioid Agonist Therapy: A Randomized Trial. *Ann Intern Med*. 2016;165(9):625-634.

Levy G, Habib N, Guzzardi MA, Kitsberg D, Bomze D, Ezra E, Uygun BE, Uygun K, Trippler M, Schlaak JF, **Shibolet O**, Sklan EH, Cohen M, Timm J, Friedman N, Nahmias Y. Nuclear receptors control pro-viral and antiviral metabolic responses to hepatitis C virus infection. *Nat Chem Biol*. 2016;12(12):1037-1045.

Rabinowich L, Wendon J, Bernal W, **Shibolet O**. Clinical management of acute liver failure: Results of an international multi-center survey. *World J Gastroenterol*. 2016;22(33):7595-603.

Bashiardes S, Shapiro H, Rozin S, **Shibolet O**, Elinav E. Non-alcoholic fatty liver and the gut microbiota. *Mol Metab*. 2016;5(9):782-94.

Sherf Dagan S, Tovim TB, Keidar A, Raziell A, **Shibolet O**, Zelber-Sagi S. Inadequate protein intake after laparoscopic sleeve gastrectomy surgery is associated with a greater fat free mass loss. *Surg Obes Relat Dis*. 2017;13(1):101-109.

Mlynarsky L, Schlesinger D, Lotan R, Webb M, Halpern Z, Santo E, **Shibolet O**, Zelber-Sagi S. Non-alcoholic fatty liver disease is not associated with a lower health perception. *World J Gastroenterol*. 2016;22(17):4362-72.

Dagan SS, Zelber-Sagi S, Webb M, Keidar A, Raziell A, Sakran N, Goitein D, **Shibolet O**. Nutritional Status Prior to Laparoscopic Sleeve Gastrectomy Surgery. *Obes Surg*. 2016;26(9):2119-2126. Erratum in: *Obes Surg*. 2017 Jun 12.

Horsmans Y, Zhou J, Liudmila M, Golor G, **Shibolet O**, Quinlan M, Emotte C, Boss H, Castro H, Sellami D, Preston RA. Effects of Mild to Severe Hepatic

Impairment on the Pharmacokinetics of Sonidegib: A Multicenter, Open-Label, Parallel-Group Study. *Clin Pharmacokinet*. 2017 Jun 2. doi: 10.1007/s40262-017-0560-2. [Epub ahead of print]

Zelber-Sagi S, Bord S, Dror-Lavi G, Smith ML, Towne SD Jr, Buch A, Webb M, Yeshua H, Nimer A, **Shibolet O**. Role of illness perception and self-efficacy in lifestyle modification among non-alcoholic fatty liver disease patients. *World J Gastroenterol*. 2017;23(10):1881-1890.

Sherf Dagan S, Keidar A, Raziell A, Sakran N, Goitein D, **Shibolet O**, Zelber-Sagi S. Do Bariatric Patients Follow Dietary and Lifestyle Recommendations during the First Postoperative Year? *Obes Surg*. 2017 Mar 16. doi: 10.1007/s11695-017-2633-6. [Epub ahead of print]

Zelber-Sagi S, Salomone F, Kolodkin-Gal I, Erez N, Buch A, Yeshua H, Webb M, Halpern Z, **Shibolet O**. Protective role of soluble receptor for advanced glycation end-products in patients with non-alcoholic fatty liver disease. *Dig Liver Dis*. 2017 May;49(5):523-529.

Zelber-Sagi S, Shoham D, Zvibel I, Abu-Abeid S, **Shibolet O**, Fishman S. Predictors for advanced fibrosis in morbidly obese non-alcoholic fatty liver patients. *World J Hepatol*. 2017;9(2):91-98.

Zelber-Sagi S, Azar S, Nemirovski A, Webb M, Halpern Z, **Shibolet O**, Tam J. Serum levels of endocannabinoids are independently associated with nonalcoholic fatty liver disease. *Obesity (Silver Spring)*. 2017;25(1):94-101.

Hubel E, Saroha A, Park WJ, Pewzner-Jung Y, Lavoie EG, Futerman AH, Bruck R, Fishman S, Dranoff JA, **Shibolet O**, Zvibel I. Sortilin Deficiency Reduces Ductular Reaction, Hepatocyte Apoptosis, and Liver Fibrosis in Cholestatic-Induced Liver Injury. *Am J Pathol*. 2017;187(1):122-133.

Gozlan Y, Ben-Ari Z, Moscona R, Shirazi R, Rakovsky A, Kabat A, Veizman E, Berdichevski T, Weiss P, Cohen-Ezra O, Lurie Y, Gafanovich I, Braun M, Cohen-Naftaly M, Shlomai A, **Shibolet O**, Zigmund E, Zuckerman E, Carmiel-Haggai M, Nimer A, Hazzan R, Maor Y, Kitay-Cohen Y, Shemer-Avni Y, Kra-Oz Z, Schreiber L, Peleg O, Sierra S, Harrigan PR, Mendelson E, Mor O. HCV genotype-1 subtypes and resistance-associated substitutions in drug-naive and in direct-acting antiviral treatment failure patients. *Antivir Ther*. 2017 Jan 9. doi: 10.3851/IMP3123. [Epub ahead of print]

Reviews

Rabinowich L, **Shibolet O**. Drug Induced Steatohepatitis: An Uncommon Culprit of a Common Disease. *Biomed Res Int*. 2015; Article ID 168905.

Mlynarsky L, Menachem Y, **Shibolet O**. Treatment of hepatocellular carcinoma: Steps forward but still a long way to go. *World J Hepatol*. 2015;7(3):566-74.



Dr. Chen Varol, Ph.D.

Research Center for Digestive Tract & Liver Diseases
Tel Aviv Sourasky Medical Center
Department of Clinical Microbiology & Immunology



chenv@tlvmc.gov.il
<http://www.tasmc.org.il/sites/en/Personnel/Pages/Varol-Chen.aspx>

Mononuclear Phagocytes in Digestive Tract Diseases

Positions

Senior Lecturer, Sackler Faculty of Medicine,
Department of Clinical Microbiology and Immunology
Director, Research Center for Digestive Tract & Liver Diseases

Research

We are studying the role of mononuclear phagocytes in the pathogenesis of IBD, liver diseases, metabolic diseases and colorectal cancer. We utilize transgenic murine systems as well as human patient tissues to mechanistically unravel the involvement of these cells in the pathophysiology of these diseases. Among our main research topics:

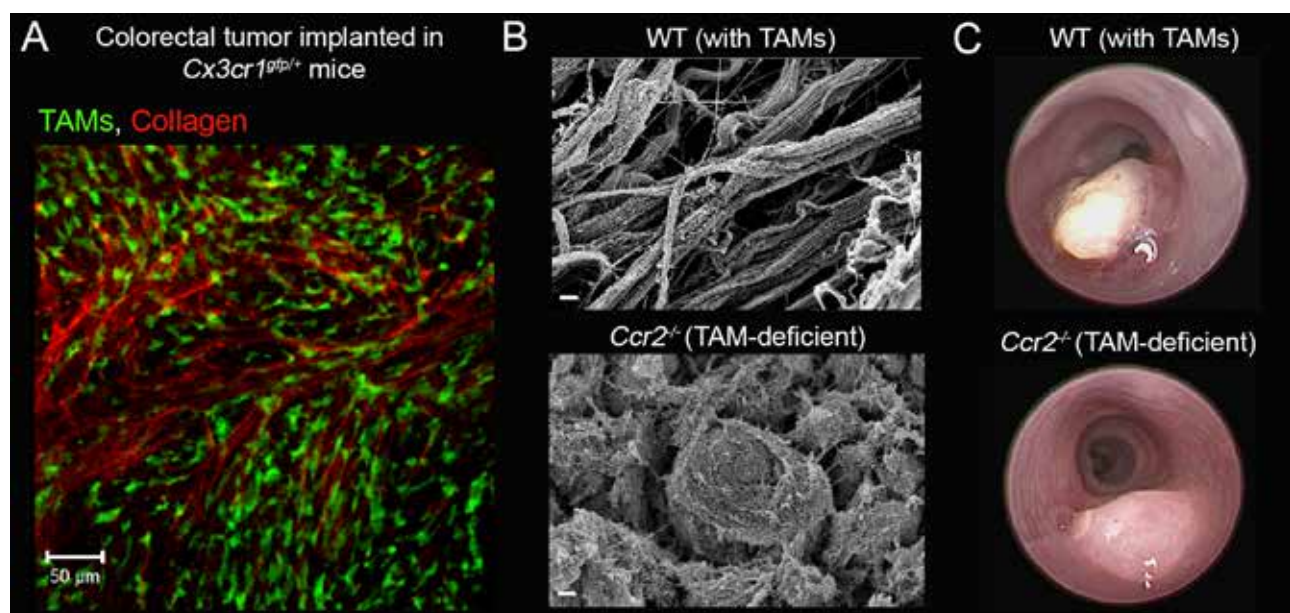
- The interplay between immune cells and extracellular matrix (ECM) remodeling in the pathogenesis of IBD, colorectal cancer and liver fibrosis

- Monocytes and macrophage type of immune cells as pivotal drivers of inflammation and resolution during drug-induced liver injury, liver fibrosis and IBD
- The incretin hormone GIP as key linker between metabolism and immunity in type II diabetes

Publications

Shani Ben Shlomo, Isabel Zvibel, **Chen Varol**, Lior Spektor, Amir Shlomai, Erwin M Santo, Zamir Halpern, Ran Oren, Sigal Fishman. Role of glucose-dependent insulinotropic polypeptide in adipose tissue inflammation of dipeptidylpeptidase 4-deficient rats. 2013. *Obesity*.

Haiying Li, Lillienne Chan, Paulina Bartuzi, Shelby D. Melton, Axel Weber,⁴ Shani Ben-Shlomo, **Chen Varol**, Megan Raetz, Xicheng Mao, Petro Starokadomsky,



Tumor associated macrophages (TAMs) are pivotal constructors of the colorectal tumor collagenous matrix (Afik et al., JEM, 2016). (A) Confocal imaging showing the co-localization of TAMs (green) with collagen matrix (red). (B) Scanning electron microscopy (SEM) images of decellularized ECM scaffolds extracted from WT and TAM-deficient colorectal tumors. TAMs instruct collagen crosslinking and linearization processes, which are essential for tumor development, expansion and invasion. (C) Murine colonoscopy images showing the impaired colorectal tumor development in the absence of TAMs.

Suzanne van Sommeren, Mohamad Mokadem, Heike Schneider, Reid Weisberg, Harm-Jan Westra, Tõnu Esko, Andres Metspalu, Vinod Kumar, William A. Faubion, Felix Yarovinsky, Marten Hofker, Cisca Wijmenga, Michael Kracht, Lude Franke, Vincent Aguirre, Rinse K. Weersma, Nathan Gluck, Bart van de Sluis, and Ezra Burstein. Copper Metabolism Domain-Containing 1 Represses Genes That Promote Inflammation and Protects Mice From Colitis and Colitis-Associated Cancer. 2014. *Gastroenterology*. 147:184-195.

Ehud Zigmund, Biana Bernshtein, Gilgi Friedlander, Catherine R. Walker, Simon Yona, Ki-Wook Kim, Ori Brenner, Rita Krauthgamer, **Chen Varol**, Werner Müller, Steffen Jung. Macrophage-Restricted Interleukin-10 Receptor Deficiency, but Not IL-10 Deficiency, Causes Severe Spontaneous Colitis. 2014. *Immunity*. 2014, 720–733.

Ehud Zigmund*, Shany Samia-Grinberg*, Metsada Pasmanik-Chor, Eli Brazowski, Oren Shibolet, Zamir Halpern, and **Chen Varol** (corresponding author). Infiltrating Monocyte-Derived Macrophages and Resident Kupffer Cells Display Different Ontogeny and Functions in Acute Liver Injury. 2014. *Journal of Immunology*. 193:344-53.

Ehud Zigmund, **Chen Varol**, Michail Kaplan, Oz Shapira and Ehud Melzer. Low-Level Light Therapy Induces Mucosal Healing in a Murine Model of Dextran-Sodium-Sulfate Induced Colitis. 2014. *Photomedicine and Laser Surgery*. 32, 8.

Marian Khatib, Isabel Zvibel, Shira Zelber-Sagi, **Chen Varol**, Guy Lahat, Subhi Abu-Abeid, Joseph M. Klausner, Zamir Halpern, Sigal Fishman. Discriminatory metabolic and inflammatory parameters in serum and omental adipose tissue of obese patients with different insulin sensitivity. 2014. *Journal of Clinical & Translational Endocrinology*. 1, 115-119.

Chen Varol, Isabel Zvibel, Lior Spektor, Milena Vugman, Dana Fernanda Mental, Tamar Thurm, Zamir Halpern, Marian Khatib, Elinor Elmaliah, Sigal Fishman. Long-acting Glucose-Dependent Insulinotropic Polypeptide ameliorates obesity-induced adipose tissue inflammation. 2014. *Journal of Immunology*. 193:4002-9.

Chen Varol, Alexander Mildner and Steffen Jung. Macrophages: development and tissue specialization. 2015. *Annual Review in Immunology*. 33:643-75.

Itay Moshkovitz, Hadar reichman, Danielle Karo-Atar, Perri Rozenberg, Ehud Zigmund, Yael Ziv-Haberman, Netali Ben-Baruch-Morgenstern, Maria Lampinen, Marie Carlson, Michal Itan, Lee Denson, **Chen Varol** and Ariel Munitz. A key requirement for CD300f in innate immune responses of eosinophils in colitis. 2017. *Mucosal Immunology*. 10:172-183.

Ran Afik*, Ehud Zigmund*, Milena Vugman, Mordehay Klepfish, Elee Shimshoni, Metsada Pasmanik Chor, Anjana Shenoy, Elad Bassat, Zamir Halpern, Tamar Geiger, Irit Sagi* and **Chen Varol***. Tumor macrophages are pivotal constructors of tumor collagenous matrix. 2016. *Journal of Experimental Medicine*. * First co-authors equally contributed

Fernanda Dana Mantelmacher, Sigal Fishman, Keren Cohen, Metsada Pasmanik Chor, Yuichiro Yamada, Isabel Zvibel, **Chen Varol**. Glucose-dependent insulinotropic polypeptide (GIP) receptor deficiency leads to impaired BM hematopoiesis. 2017. *Journal of Immunology*. 198: 000.

Helena Shifrin, Odelia Mouhadeb , Nathan Gluck, **Chen Varol**, Marta Weinstock. Cholinergic anti-inflammatory pathway does not contribute to prevention of ulcerative colitis by novel indoline carbamates. 2017. *The Journal of Neuroimmune Pharmacology*. doi:10.1007/s11481-017-9735-8

Shlomo Magdassi, Shoshi Bar-David, Yael Friedman-Levi, Ehud Zigmund, **Chen Varol**, Guy Lahat, Joseph Klausner, Sara Eyal, Eran Nizri. Intraoperative Localization of Rectal Tumors Using Liposomal Indocyanine Green. 2017. *Surg Innov*. 24:139-144

Grants

2016 – present Endogenous-like inhibitors for ADAM17 and ADAM8 –novel therapeutic agents for Inflammatory bowel diseases (IBD), Azrieli Foundation

2016 - 2019 Glucose-dependent insulinotropic polypeptide (GIP) improves adipose tissue inflammation and metabolism through direct regulation of adipose tissue macrophage function, Israel Science Foundation (ISF)



Dr. Isabel Zvibel, Ph.D.

Department of Internal Medicine; Sackler Faculty of Medicine; Research Center for Digestive Tract and Liver Diseases
Tel Aviv Sourasky Medical Center



isab@tlvmc.gov.il

Investigating the Mechanisms of Liver Steatosis, Obesity and Cholestatic Injury

Positions

Principal investigator, Research Center for Digestive Tract and Liver Diseases

Tel Aviv Sourasky Medical Center

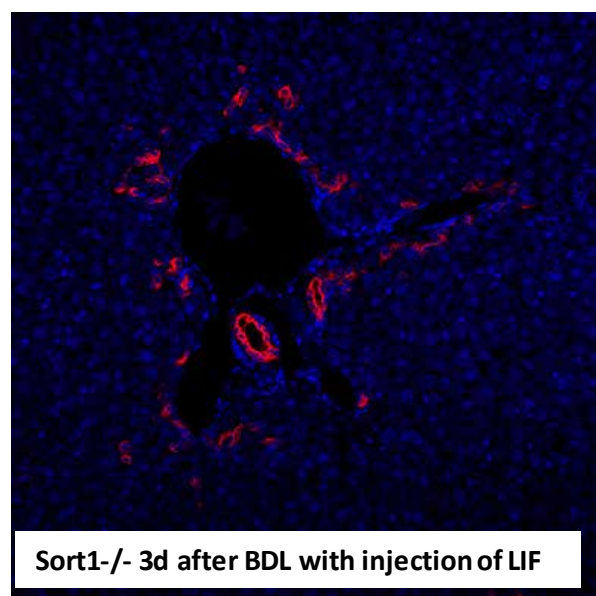
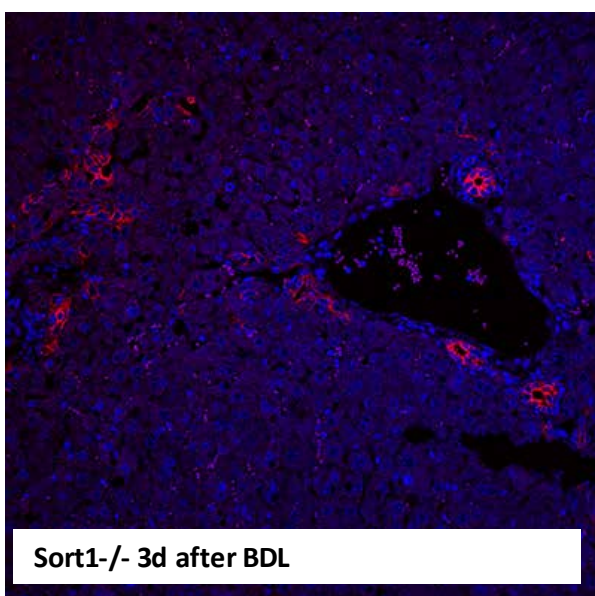
Senior Lecturer, Sackler Faculty of Medicine

Research

Our lab is investigating two main diseases, liver steatosis in models of diet-induced obesity and insulin resistance and cholestatic liver injury. Obesity and the metabolic syndrome accompanying it affect a large percentage of Western world population and the obesity epidemic is only expected to increase, therefore it's of the utmost importance to understand the mechanisms involved.

Cholestatic liver injury can be caused by various factors that impair bile flow and result in accumulation

of bile in the liver, such as genetic defects, structural/mechanical obstruction of bile ducts impairing bile flow (e.g., common bile duct stones), toxins, and dysregulated function of the immune system. The two main cholestatic disorders in adult human patients are primary biliary cholangitis and primary sclerosing cholangitis for which liver transplantation is the only treatment as the disease progresses to liver failure. Specifically, we are investigating the roles played by sortilin, a trafficking molecule and a co-receptor, in both obesity and cholestatic liver damage, since we have found that sortilin deficiency has a protective role in diet-induced obesity and in murine models of primary sclerosing cholangitis. We are using both isolated liver cells (hepatocytes, cholangiocytes) as well as the cre-flox model where sortilin is deleted in various liver cells in order to further elucidate the mechanisms and signals regulating the protective roles of sortilin.



Staining for cytokeratin 19 (red) shows formation of epithelial bile duct cells after cholestatic injury induced by bile duct ligation in *Sort1*^{-/-} mice and induction of proliferation of bile duct cells by administration of leukemia inhibitory factor (LIF).

Publications

Zvibel I, Wagner A, Pasmanik-Chor M, Varol C, Oron-Karni V, Santo EM, Halpern Z, Kariv R. 2013. Transcriptional profiling identifies genes induced by hepatocyte-derived extracellular matrix in metastatic human colorectal cancer cell lines. *Clin Exp Metastasis* 30:189-200.

Ben Shlomo S, **Zvibel I**, Rabinowich L, Goldiner I, Shlomain A, Santo EM, Halpern Z, Oren R, Fishman S. 2013. Dipeptidyl peptidase 4-deficient rats have improved bile secretory function in high fat diet-induced steatosis. *Dig Dis Sci* 58:172-8.

Ben Shlomo S, **Zvibel I**, Varol C, Spektor L, Shlomain A, Santo EM, Halpern Z, Fishman S. 2013. Reduced adipose tissue inflammation in dipeptidyl peptidase 4 deficient rats may involve glucose-dependent insulinotropic polypeptide. *Obesity* 21:2331-41.

Khatib M*, **Zvibel I***, Zelber-Sagi S, Varol C, Lahat G, Abu-Abeid S, Klausner JM, Halpern Z, Fishman S. 2014. Discriminatory metabolic and inflammatory parameters in serum and omental adipose tissue of obese patients with different insulin sensitivity. *J Clin & Translational Endocrinol.* 1, 115-119. * equal authors.

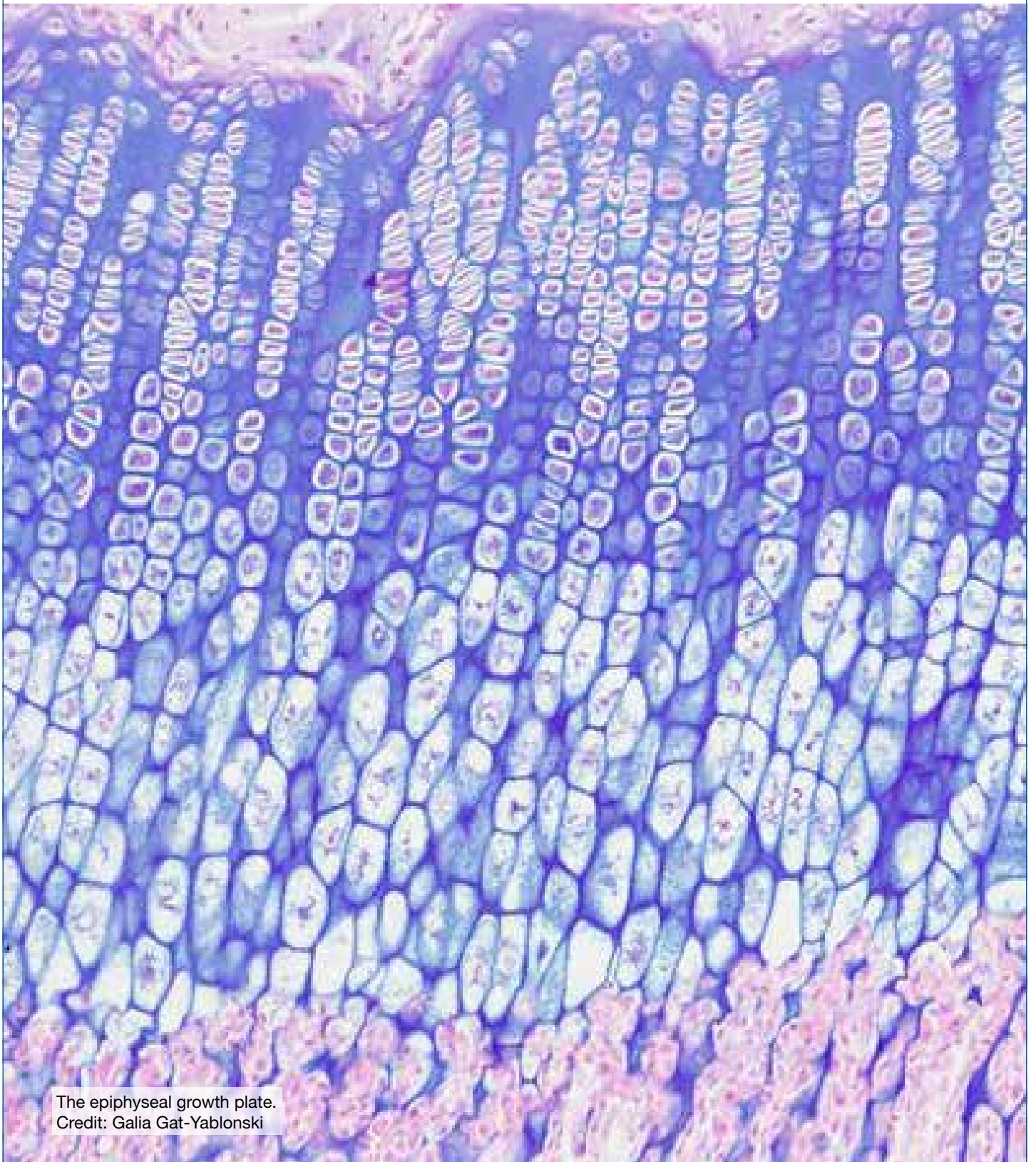
Varol C*, **Zvibel I***, Spektor L, Mantelmacher FD, Vugman M, Tamar T, Khatib M, Elmaliah E, Halpern Z, Fishman S. 2014. Long-acting glucose-dependent insulinotropic polypeptide ameliorates obesity-induced adipose tissue inflammation. *J Immunol* 193:4002-9. * equal authors.

Rabinowich L*, Fishman S*, Hubel E, Thurm T, Park WJ, Pewzner-Jung Y, Futerman A, Halpern Z, **Zvibel I**. 2015. Sortilin deficiency improves the metabolic phenotype and reduces hepatic steatosis in a murine model of diet-induced obesity. *J Hepatol* 62:175-81. *equal authors.

Hubel E, Saroha A, Park WJ, Pewzner-Jung Y, Lavoie EG, Futerman AH, Rafael Bruck, Sigal Fishman S, Dranoff JA, Shibolet O*, **Zvibel I***. 2016. Sortilin deficiency reduces ductular reaction, hepatocyte apoptosis and liver fibrosis in cholestatic-induced liver injury. *Am.J. Pathol.* 2017; 187:122-133. *equal senior authors.

Mantelmacher FD, Fishman S, Cohen K, Pasmanik Chor M, Yamada Y, **Zvibel I***, Varol C*. Glucose-Dependent Insulinotropic Polypeptide Receptor Deficiency Leads to Impaired Bone Marrow Hematopoiesis. *J Immunol.* 2017; 198:3089-3098. * equal senior authors.

Endocrine Disease



The epiphyseal growth plate.
Credit: Galia Gat-Yablonski



Dr. Galia Gat-Yablonski, Ph.D.

Schneider Children's Medical Center
Sackler Faculty of Medicine



TEL AVIV UNIVERSITY



galiagy@post.tau.ac.il



Prof. Moshe Phillip, M.D.

Schneider Children's Medical Center
Sackler Faculty of Medicine



mosheph@post.tau.ac.il

Investigating the Molecular Basis of Linear Growth in Children and Animal Models

Positions – Moshe Phillip, M.D.

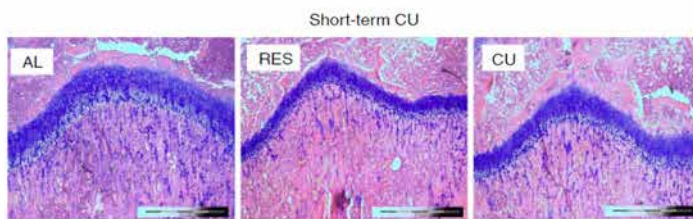
Professor, Sackler Faculty of Medicine
Director, Institute for Endocrinology and Diabetes
National Center for Childhood Diabetes
Schneider Children's Medical Center of Israel
Vice Dean for Research and Development, Sackler Faculty of Medicine

Positions – Galia Gat-Yablonski, Ph.D.

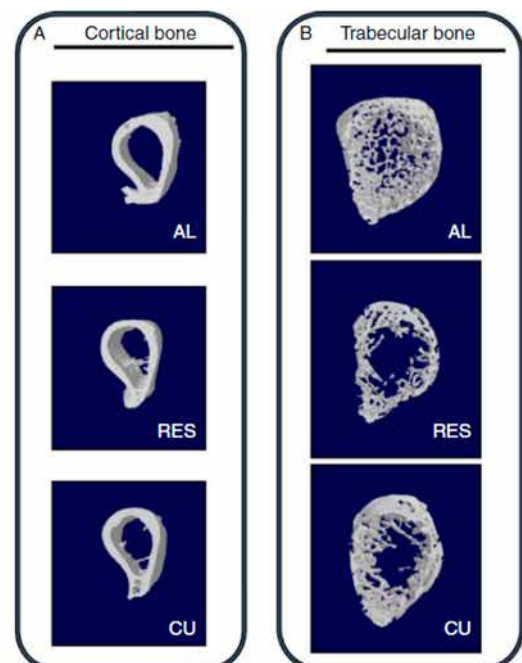
Senior Lecturer, Sackler Faculty of Medicine
Committee Member, Israel Endocrine Society

Research

Children's growth is regulated by both genetic and environmental factors. The most effective environmental factor is nutrition; however, the



Effect of Food restriction (RES) and one day of re-feeding (CU)
On growth plate height (above) and bone microarchitecture (right)



mechanisms connecting nutrition and longitudinal growth are still not fully understood. Deciphering these mechanisms both in children and in animal models of rats and mice, has been the focus of our research, as currently means to improve growth in short statured children are very limited.

We have identified several novel and important factors that are involved in regulation of this process, including growth factors that are produced and secreted from adipocytes such as leptin and GDF5, transcription factors such as hypoxia inducible factor (HIF)-1, and epigenetic factors such microRNAs and histone deacetylases including SIRT1, HDAC10. We have also studied extensively the effect of nutritional manipulation on bone quality in young rats. We may now exploit these findings as targets of new treatment strategies for children with growth disorders as well as children with special nutritional needs like premature babies, infants and children with chronic diseases associated with nutritional problems.

Publications

De Beaufort CE, Lange K, Swift PGF, Aman J, Cameron F, Castano L, Dorchy H, Fisher L, Hoey H, Kaprio E, Kocova M, Neu A, Njolstad P, **Phillips M**, Schoenle E, Robert JJ, Urukami T, Danne T, Vanelli M, Mortensen HB on behalf of the Hvidoere Study Group. Metabolic outcomes in young children with type 1 diabetes are influenced by treatment centre: The Hvidoere Study in Young Children 2009. *Pediatric Diabetes* 2013; 14:422-428

R. Nimri, Y. Lebenthal, S. Shalitin, H. Benzaquen, S. Demol, **M. Phillip**. Metabolic control of insulin detemir in basal-bolus therapy: treat-to-target study in children and adolescents with type 1 diabetes. *Pediatric Diabetes* 2013; 14:196-202

Moshe Phillip, Tadej Battelino, Eran Atlas, Olga Kordonouri, Natasa Bratina, Shahar Miller, Torben Biester, Magdalena Avbelj, Ido Muller, Revital Nimri and Thomas Danne. Nocturnal glucose control with an artificial pancreas at a diabetes camp. *N Engl J Med* 2013; 368:9: 824-833

R. Nimri, T. Danne, O. Kordonouri, E. Atlas, N. Bratina, T. Biester, M. Avbelj, S. Miller, I. Muller, **M. Phillip**, T. Battelino. The "Glucositter" overnight automated closed loop system for type 1 diabetes: A randomized crossover trial. *Pediatric Diabetes* 2013 14: 159-167

Gat-Yablonski G, Pando R, **Phillip M**. Nutritional Catch-Up Growth. *World Rev Nutr Diet.* 2013;106:83-9
Yackobovitch-Gavan M, **Gat-Yablonski G**, **Phillip M**. Nutritional biomarkers for growth outcomes:

perspective of the endocrinologist. *World Rev Nutr Diet.* 2013;106:19-25

Yackobovitch-Gavan M, Meshy-Tamir R, Nagelberg N, **Phillip M**, Meyerovitch J. Psychosocial nocturnal Associated with Depressive Mood in Obese Adolescents. *J Health Psychol* 2014;19(4):574-84.

Dassau E, Hennings T, Fazio J, Atlas E, **Phillip M**. Closing the Loop. *Diabetes Technol Ther* 2013 Feb;15 Suppl 1:S29-39.

Liberman A, Buckingham B, **Phillip M**. Diabetes Technology and the Human Factor. *Diabetes Technol Ther* 2013;15 Suppl 1:S117-25

M Masrawi, **G Gat-Yablonski**, B Shtauf, **M Phillip** and M Berkovitch. The efficiency of intraosseous human growth hormone administration: a feasibility pilot study in a rabbit model. *American Journal of Emergency Medicine* 2013;31(8):1255-9

Iva Hojsak, Noam Zevit, Orith Waisbourd-Zinman, Yoram Rosenbach, Yael Mozer-Glassberg, Shlomit Shalitin, **Moshe Phillip**, Raanan Shamir. Concomitant autoantibodies in newly diagnosed diabetic children with transient celiac serology or proven celiac disease. *J Pediatr Endocrinol Metab* 2013; 26(11-12):1099-104

de Vries L, Oren L, Lazar L, Lebenthal Y, Shalitin S, **Phillip M**. Factors associated with diabetic ketoacidosis at onset of type 1 diabetes in children and adolescents. *Diabetic Medicine* 2013; 30(11):1360-6.

Revital Nimri, Ido Muller, Eran Atlas, Shahar Miller, Olga Kordonouri, Natasa Bratina, Christiana Tsioli, Magdalena Avbelj Stefanija, Thomas Danne, Tadej Battelino and **Moshe Phillip**. Night glucose control with MD-Logic Artificial Pancreas at Patients' Home: A Single Blind, Randomized Crossover Trial - Interim Analysis. *Pediatric Diabetes* 2014: 15: 91-99

Shalitin S, Ben-Ari T, Yackobovitch-Gavan M, Tenenbaum A, Lebenthal Y, de Vries L, **Phillip M**. Using the Internet-based upload blood glucose monitoring and therapy management system in patients with type 1 diabetes. *Acta Diabetol* 2014;51(2):247-56.

Liora Lazar, Joseph Meyerovitch, Liat de Vries, **Moshe Phillip**, Yael Lebenthal. Treated and untreated women with idiopathic precocious puberty: long-term follow-up and reproductive outcome between the third and fifth decades. *Clin Endocrinol (Oxf)*. 2014;80(4):570-6.

L. de Vries, M. Bar-Niv, Y. Lebenthal, A. Tenenbaum, S. Shalitin, L. Lazar, A. Cohen, M. Phillip. Changes in weight and BMI following the diagnosis of type

1 diabetes in children and adolescents. *Acta Diabetologica* 2013; 51:395-402

Cameron FJ, de Beaufort C, Aanstoot H-J, Hoey H, Lange K, Castano L, Mortensen HB, the Hvidoere International Study Group. Lessons from the Hvidoere International Study Group on childhood diabetes: be dogmatic about outcome and flexible in approach. *Pediatric Diabetes* 2013; 14: 473–480.

Shalitin S, Laur E, Lebenthal Y, Ash S, Yaniv I, **Phillip M.** Endocrine Complications and Components of the Metabolic Syndrome in Survivors of Childhood Malignant Non-Brain Solid Tumors. *Horm Res Paediatr.* 2014; 81: 32-42

Jee Y.H, Baron J, **Phillip M,** Bhutta Z.A. Malnutrition and Catch-Up Growth during Childhood and Puberty. Koletzko B, Shamir R, Turck D, Phillip M (eds): *Nutrition and Growth: Yearbook 2014.* World Rev Nutr Diet. Basel, Karger, 2014, vol 109, pp 89-100

Rakefet Pando, Biana Shtaif, **Moshe Phillip, Galia Gat-Yablonski.** A Serum Component Mediates Food Restriction–Induced Growth Attenuation. *Endocrinology* 2014;155(3):932-40.

Nir Sokolover, **Moshe Phillip,** Lea Sirota, Amalia Potruch, Nahum Kiryati, Gil Klinger, Paul Merlob. A novel technique for infant length measurement based on stereoscopic vision. *Archives of Disease in Childhood Arch Dis Child.* 2014;99(7):625-8.

Eran Atlas, Andrew Thorne, Kara Lu, **Moshe Phillip** and Eyal Dassau. Closing the Loop. *Diabetes Technology and Therapeutics.* 2014, 16(S1): S-23-S-33.

Liberman Alon, Buckingham Bruce and **Phillip Moshe.** Diabetes Technology and the Human Factor. *Diabetes Technology & Therapeutics.* 2014, 16(S1): S-110-S-118.

S. Demol, Y. Lebenthal, M. Bar-Meisels, **M. Phillip, G. Gat-Yablonski,** and Y. Gozlan. A family with a novel termination mutation in hepatic nuclear factor 1 α (HNF1 α) in maturity-onset diabetes of the young (MODY) 3, who are unresponsive to sulphonylurea therapy. *Hormone Research in Paediatrics* 2014;81(4):280-4.

K Busiah, S Drunat, L Vaivre-Douret, A Bonnefond, A Simon, I Flechtner, B Gérard, N Pouvreau, C Elie, R Nimri, L De Vries, N Tubiana Rufi, C Metz, A-M Bertrand, S Nivot-Adamiak, M de Kerdanet, C Stuckens, F Jennane, P-F Souchon, C Le Tallec, C Désirée, S Pereira, A Dechaume, J-J Robert, **M Phillip,** R Scharfmann, P Czernichow, P Froguel,

M Vaxillaire, M Polak, H Cavé. Neonatal Diabetes Mellitus in a Prospective Cohort of 174 Patients: Frequent Association with Developmental Defects and Neuropsychological Dysfunction. *Lancet Diabetes and Endocrinology* 2013;1(3):199-207.

Zisser Howard, Renard Eric, Kovatchev Boris, Cobelli Claudio, Avogaro Angelo, Nimri Revital, Magni Lalo, Buckingham Bruce A., Chase H. Peter, Doyle Francis J.III, Lum John, Calhoun Peter, Kollman Craig, Dassau Eyal, Farret Anne, Place Jerome, Breton Marc, Anderson Stacey M., Dalla Man Chiara, Del Favero Simone, Bruttomesso Daniela, Filippi Alessio, Scotton Rachele, **Phillip Moshe,** Atlas Eran, Muller Ido, Miller Shahar, Toffanin Chiara, Raimondo Davide Martino, De Nicolao Giuseppe, Beck Roy W., and for the Control to Range Study Group. Multicenter Closed-Loop Insulin Delivery Study Points to Challenges for Keeping Blood Glucose in a Safe Range by a Control Algorithm in Adults and Adolescents with Type 1 Diabetes from Various Sites. *Diabetes Technology & Therapeutics* 2014 Oct;16(10):613-622.

Revital Nimri, **Moshe Phillip.** Fuzzy Logic and control of glycemia. *Current Opinion in Endocrinology and Diabetes* 2014;21(4):251-6.

A. Tenenbaum, **M. Phillip** and L. de Vries. The Intramuscular Glucagon Stimulation Test Does Not Provide Good Discrimination between Normal and Inadequate ACTH Reserve When Used in the Investigation of Short Healthy Children. *Hormone Research in Paediatrics* 2014;82(3):194-200.

Tal Ben-Ari, Yael Lebenthal, **Moshe Phillip,** Liora Lazar. Initiation of growth hormone therapy in idiopathic short stature: Do gender differences exist? *Journal of Pediatric Endocrinology and Metabolism* 2015;28(1-2):101-4

Goldberg-Stern H, et al., Endocrine effects of valproic acid therapy in girls with epilepsy: A prospective study. *Eur J Paediatr Neurol.* 18 (2014) 759-765.

Revital Nimri, Ido Muller, Eran Atlas, Shahar Miller, Aviel Fogel, Natasa Bratina, Olga Kordonouri, Tadej Battelino, Thomas Danne and **Moshe Phillip.** MD-Logic overnight control for 6 weeks home use in patients with type 1 diabetes: randomized crossover trial. *Diabetes Care* 2014;37(11):3025-32

Yael Lebenthal, Michal Yackobovitch-Gavan, Liora Lazar, Shlomit Shalitin, Ariel Tenenbaum, Raanan Shamir, **Moshe Phillip .**Prospective, randomized, double-blind, placebo-controlled study to evaluate the effect of a nutritional supplement innovative formula on growth and weight gain in short and lean pre-pubertal children. *J Pediatr.* 2014;165(6):1190-1193e

Tal Oron, Alon Farfel, Ido Muller, Shahar Miller, Eran Atlas, Revital Nimri, **Moshe Phillip**. A remote monitoring system for artificial pancreas support is safe, reliable and user friendly. *Diabetes Technology & Therapeutics* 2014;16(11):699-705

Rakefet Pando, Majdi Masarwi, Biana Shtauf, Anna Idelevich, Efrat Monsonogo-Ornan, Ron Shahar, **Moshe Phillip, Galia Gat-Yablonski**. Bone quality is affected by food restriction and by nutrition-induced catch up growth. *J Endocrinol* (2014) 223:227-239

Shai Fuchs, **Galia Gat-Yablonski**, Biana Shtauf, Liora Lazar, **Moshe Phillip**, Yael Lebenthal. Vascular endothelial growth factor (VEGF) levels in short, GH treated children: A distinct pattern of VEGF-C in Noonan syndrome. *J Endocrinol Invest.* 2015;38:399-406.

Liat de Vries, **Galia Gat-Yablonski**, Nitsan Dror, Amihod Singer, Orly Elpeleg, **Moshe Phillip**. A Novel MKRN3 Missense Mutation Causing Familial Precocious Puberty. *Hum Reprod.* 2014; 29:2838-43. doi:

G. Gat-Yablonski, M. Phillip. Nutritional Induced Catch-Up Growth. *Nutrients* 2015; 7:517-551

L Lazar, Y Lebenthal, M Yackobovitch-Gavan, S Shalitin, L de Vries, **M Phillip**, J Meyerovitch. Treated and untreated women with idiopathic precocious puberty: BMI evolution, metabolic outcome and general health between 3rd and 5th decades. *J Clin Endocrinol Metab* 2015; 100:1445-51.

Tadej Battelino and **Moshe Phillip**. Technologies in Diabetes—the Sixth ATTD Yearbook. *Diabetes Technol Ther* 2015; 17 Suppl1: S-2

Heneberg P, Malá M, Yorifuji T, **Gat-Yablonski G**, Lebenthal Y, Tajima T, Nogaroto V, Rypáčková B, Kocková L, Urbanová J, Anděl M. Low Frequencies of Autoimmunity-Associated PTPN22 Polymorphisms in MODY Patients, Including Those Transiently Expressing Islet Cell Autoantibodies. *Int Arch Allergy Immunol.* 2015;166:189-98.

Levy T, Bloch Y, Bar-Maisels M, **Gat-Yablonski G**, Djalovski A, Borodkin K, Apter A. Salivary oxytocin in adolescents with conduct problems and callous-unemotional traits. *Eur Child Adolesc Psychiatry.* 2015; 24: 1543-51

Liberman A, **Phillip M**, Buckingham B. Diabetes Technology and the Human Factor. *Diabetes Technol Ther.* 2015; 17 Suppl 1:S109-18

Tadej Battelino, Jasna Šuput Omladič, **Moshe Phillip**. Closed loop insulin delivery in diabetes. *Best Practice & Research Clinical Endocrinology & Metabolism* 2015; 29:315-325

Natasa Bratina, Shlomit Shalitin, **Moshe Phillip** and Tadej Battelino. Type 1 diabetes in the young: organization of two national centers in Israel and Slovenia. *Zdrav Var* 2015: 54: 139-

Onengut-Gumuscu S, Chen WM, Burren O, Cooper NJ, Quinlan AR, Mychaleckyj JC, Farber E, Bonnie JK, Szpak M, Schofield E, Achuthan P, Guo H, Fortune MD, Stevens H, Walker NM, Ward LD, Kundaje A, Kellis M, Daly MJ, Barrett JC, Cooper JD, Deloukas P; Type 1 Diabetes Genetics Consortium, Todd JA, Wallace C, Concannon P, Rich SS. Fine mapping of type 1 diabetes susceptibility loci and evidence for colocalization of causal variants with lymphoid gene enhancers. *Nature Genetics* 47, 381–386 (2015)

Marianna Rachmiel, Pnina Strauss, Nitzan Dror, Hadassa Benzaquen, Orit Horesh, Nave Tova, Naomi Weintrob, Zohar Landau, Michal Ben-Ami, Alon Haim, **Moshe Phillip**, Tzvi Bistrizer, Eli C Lewis, Yael Lebenthal. Alpha1-Antitrypsin Therapy is Safe and Well Tolerated in Children and Adolescents with Newly Diagnosed Type 1 Diabetes Mellitus. *Pediatr Diabetes.* 2016;17(5):351-9.

Biana Shtauf, Nitzan Dror, Meytal Bar-Maisels, **Moshe Phillip & Galia Gat-Yablonski**. Growth without Growth Hormone: Can growth and Differentiation Factor 5 be the mediator? *Growth Factors* 2015;33(4):309-18

Jeffrey Baron, Lars Sävendahl, Francesco De Luca, Andrew Dauber, **Moshe Phillip**, Jan M Wit, Ola Nilsson. Short and tall stature: a new paradigm emerges. *Nat Rev Endocrinol.* 2015; 11:735-46

Shalitin S, **Phillip M**, Krepel-Volsky S. Predictors of successful weight reduction and maintenance in obese children and adolescents. *Acta Paediatr.* 2016; 105:e42-6

Simranjeet Kaur, Aashiq H. Mirza, Caroline A. Brorsson, Tina Fløyel, Joachim Størling, Henrik B. Mortensen, Flemming Pociot, For the Hvidoere International Study Group. The genetic and regulatory architecture of ERBB3-type 1 diabetes susceptibility locus. *Mol Cell Endocrinol* 2015.

Claudia Ziegler, Alon Liberman, Revital Nimri, Ido Muller, Simona Klemenčič, Nataša Bratina, Sarah Bläsigg, Kerstin Remus, **Moshe Phillip**, Tadej Battelino, Olga Kordonouri, Thomas Danne, Karin Lange. Reduced Worries of Hypoglycaemia, High Satisfaction, and Increased Perceived Ease of Use after Experiencing Four Nights of MD-Logic Artificial Pancreas at Home (DREAM4). *Journal of Diabetes Research.* 2015 (2015), 590308.

Galit Pinto, Biana Shtauf, **Moshe Phillip, Galia Gat-Yablonski**. Growth attenuation is associated with

histone deacetylase 10-induced autophagy in the liver. *J Nutr Biochem*. 2016;27:171-80.

Neu, A., Lange, K., Barrett, T., Cameron, F., Dorchy, H., Hoey, H., Jarosz-Chobot, P., Mortensen, H., Robert, J.-J., Robertson, K., de Beaufort, C. and on behalf of the Hvidoere Study Group (2015). Classifying insulin regimens – difficulties and proposal for comprehensive new definitions. *Pediatric Diabetes* (2015); 16: 402–406.

Nimri R, **Phillip M**. Toward Automation of Insulin Delivery - Management Solutions for Type 1 Diabetes. *Endocr Dev*. 2016; 30:1-13.

Liora Lazar, Yael Lebenthal, Karl Segal, Adam Steinmetz, Yulia Strenov, Maya Cohen, Isaac Yaniv, Michal Yackobovitch-Gavan, **Moshe Phillip**. Pediatric thyroid cancer: postoperative classifications and response-to-initial-therapy as prognostic factors. *J Clin Endocrinol Metab*. 2016;101(5):1970-9

Ahmed SF, **Phillip M**, Grimberg A. The Physiology and Mechanism of Growth. *World Rev Nutr Diet*. 2016;114:1-20.

Majdi Masarwi, Yankel Gabet, Oleg Dolkart, Tamar Brosh, Raanan Shamir, **Moshe Phillip**, **Galia Gat-Yablonski**. Skeletal effect of casein and whey protein intake during catch-up growth in young male Sprague-Dawley rats. *Br J Nutr*. 2016; 116(1):59-69

Stacey M Anderson, Dan Raghinaru; Jordan E. Pinsker; Federico Boscari; Eric Renard; Bruce A. Buckingham; Revital Nimri; Francis J. Doyle III, Sue A. Brown; Patrick Keith-Hynes; Marc D Breton; Daniel Chernavvsky; Wendy C. Bevier, Paige K. Bradley; Daniela Bruttomesso, Simone Del Favero; Roberta Calore; Claudio Cobelli; Angelo Avogaro, Anne Farret; Jerome Place; Trang T. Ly; Satya Shanmugham; **Moshe Phillip**; Eyal Dassau; Isuru S. Dasanayake; Craig Kollman; John W. Lum; Roy W. Beck; Boris Kovatchev; for the Control to Range Study Group. Multinational Home Use of Closed-loop Control is Safe and Effective. *Diabetes Care*. 2016;39(7):1143-50.

Avital Adler, Michal-Yackobovitch Gavan, Riva Tauman, **Moshe Phillip**, Shlomit Shalitin. Do children, adolescents, and young adults with type 1 diabetes have increased prevalence of sleep disorders? *Pediatr Diabetes*. 2016 Aug 3. [Epub ahead of print]

Michal Yackobovitch-Gavan, Yael Lebenthal, Liora Lazar, Shlomit Shalitin, Sharon Demol, Ariel Tenenbaum, Raanan Shamir, **Moshe Phillip**. Effect of nutritional supplementation on growth in short and lean prepubertal children after one year of

intervention. *J Pediatr*. 2016 Sep 30. pii: S0022-3476(16)30883-6.

Bello R, Lebenthal Y, Lazar L, Shalitin S, Tenenbaum A, **Phillip M**, de Vries L. Basal 17-hydroxyprogesterone cannot accurately predict non-classical congenital adrenal hyperplasia in children and adolescents. *Acta Paediatr*. 2016 [Epub ahead of print]

Shir Hadani, Yael Lebenthal, Liora Lazar, Raanan Shamir, **Moshe Phillip**. Lean healthy children with short stature have distinct eating patterns. *Journal of Food Science and Engineering* 6 (2016) 299-307.

Gat-Yablonski G, Finka A, Pinto G, Quadroni M, Shtaf B, Goloubinoff P. Quantitative proteomics of rat livers shows that unrestricted feeding is stressful for proteostasis with implications on life span. *Aging* (Albany NY). 2016;8(8):1735-58.

D.M. Maahs, B.A. Buckingham, J.R. Castle, A. Cinar, E.R. Damiano, E. Dassau, J.H. DeVries, F.J. Doyle III, S.C. Griffen, A. Haidar, L. Heinemann, R. Hovorka, T.W. Jones, C. Kollman, B. Kovatchev, B.L. Levy, R. Nimri, D. O’Neal, **M. Phillip**, E. Renard, S.J. Russell, S. A. Weinzimer, H. Zisser, J.W. Lum. Outcome Measures for Artificial Pancreas Clinical Trials: A Consensus Statement. *Diabetes Care*, accepted.

Avivit Brener, Eran Mel, Shlomit Shalitin, Liora Lazar, Liat de Vries, Ariel Tenenbaum, Tal Oron, **Moshe Phillip**, Yael Lebenthal. The effect of national service on metabolic control, weight status and incidence of acute diabetes complications in young adults with type 1 diabetes. *IMAJ*, accepted.

Chapters & Editorials

Liora Lazar, **Moshe Phillip**. Gonadotropin-Releasing Hormone Agonists and Sexual Growth in: Precocious, Early and Normal Puberty. V.R. Preedy (ed.), *The Handbook of Growth and Growth Monitoring in Health and Disease*, Springer Science+Business Media LLC2012, 1181-1198

Galia Gat-Yablonski, Moshe Phillip. Nutritional induced longitudinal catch up growth: a focus on the growth plate, growth related genes, autophagy, mTOR and microRNAs. V.R. Preedy (ed.), *The Handbook of Growth and Growth Monitoring in Health and Disease*, Springer Science+Business Media LLC2012, 1029-1043

Battelino T, **Phillip M**. Editorial: Technologies in Diabetes-the Fourth ATTD Yearbook. *Diabetes Technol Ther* 2013;15 Suppl 1:S2



Dr. Yehuda Kamari, M.D., Ph.D.

Vascular Biology Research Unit; Bert W. Strassburger Lipid Center; Talpiot Sheba Medical Leadership Program; Sheba Medical Center, Tel Hashomer.



yehuda.kamari@sheba.health.gov.il



URL: <https://www.sheba.co.il/>

ד"ר יהודה קמרי

Investigating Lipid Metabolism and Atherosclerosis

Positions

Senior Lecturer, Medicine, Sackler School of Medicine

Research

Our research interests are within the fields of metabolic inflammation that contributes to the derangements of fat accumulation in atherosclerosis, fatty liver disease and diabetes. Specifically, we study the role of the inflammatory cytokine IL-1 α and the ubiquitin-like protein HLA-F Adjacent Transcript 10 (FAT10) in these diseases. We recently discovered that the inflammatory cytokine IL-1 α has an important role in early and advanced stages of atherosclerosis and fatty liver disease. We also discovered an unexpected role of IL-1 α in determining ovarian lifespan and fertility.

We apply advanced technologies including genetically modified mice (Cre/loxP), molecular and cellular biology and microarray analysis to identify and functionally characterize genes that regulate atherosclerosis with the ultimate aim to prevent and treat this deadly disease.

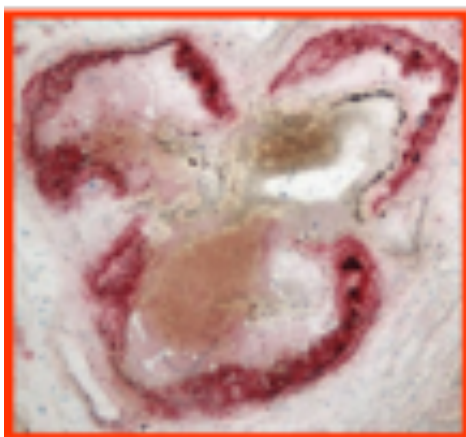
Publications

Harari A, Abecassis R, Relevi N, Levi Z, Ben-Amotz A, **Kamari Y**, Harats D, Shaish A. Prevention of atherosclerosis progression by 9-cis- β -carotene rich alga Dunaliella in apoE-deficient mice. *Biomed Res Int.* 2013;2013:169517.

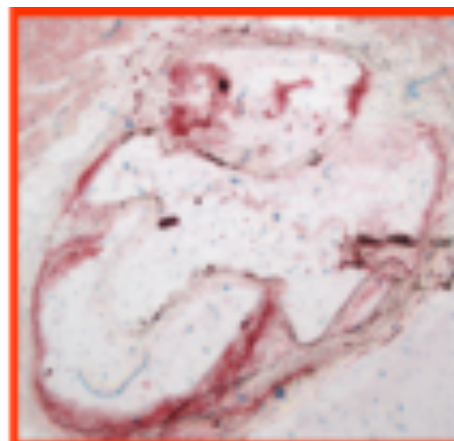
Harari A, Harats D, Marko D, Cohen H, Barshack I, Gonen A, Ben-Shushan D, **Kamari Y**, Ben-Amotz A, Shaish A. Supplementation with 9-cis β -carotene-rich alga Dunaliella improves hyperglycemia and adipose tissue inflammation in diabetic mice. *J Appl Physiol.* 2013;25:687–693.

Olteanu S, Kandel-Kfir M, Shaish A, Almog T, Shemesh S, Barshack I, Apte RN, Harats D, **Kamari Y**. Lack of interleukin-1 α in Kupffer cells attenuates liver inflammation and expression of inflammatory cytokines in hypercholesterolaemic mice. *Dig Liver Dis.* 2014;46(5):433-9.

Grosskopf I, Shaish A, Ray A, Harats D, **Kamari Y**. Low molecular weight heparin-induced increase in chylomicron-remnants clearance, is associated with decreased plasma TNF- α level and increased hepatic lipase activity. *Thromb Res.* 2014;133(4):688-92.



IL-1 α +/+



IL-1 α -/-

Bone marrow-derived IL-1 α deficiency reduces atherosclerosis.

Uri-Belapolsky S, Shaish A, Eliyahu E, Grossman H, Levi M, Chuderland D, Ninio-Many L, Hasky N, Shashar D, Almog T, Kandel-Kfir M, Harats D, Shalgi R, **Kamari Y**. Interleukin-1 deficiency prolongs ovarian lifespan in mice. *Proc Natl Acad Sci U S A*. 2014;111(34):12492-7.

Zolberg Relevy N, Bechor S, Harari A, Ben-Amotz A, **Kamari Y**, Harats D and Shaish A. The Inhibition of Macrophage Foam Cell Formation by 9-cis β -beta-carotene is driven by BCMO1 Activity. *PLoS One*. 2015;10(1):e0115272.

Zolberg Relevy N, Rühl R, Harari A, Grosskopf I, Barshack I, Ben-Amotz A, Nir U, Gottlieb H, **Kamari Y**, Harats D and Shaish A. 9-cis β -carotene Inhibits Atherosclerosis Development in Female LDLR^{-/-} Mice. *Functional Foods in Health and Disease*. 2015;5(2): 67-79.

Almog T, Kandel-Kfir M, Shaish A, Dissen M, Shlomai G, Voronov E, Apte RN, D Harats, **Kamari Y**. Knockdown of interleukin-1alpha does not attenuate LPS-induced production of interleukin-1beta in mouse macrophages. *Cytokine*. 2015;73(1):138-43.

Kandel-Kfir M, Almog T, Shaish A, Shlomai G, Anafi L, Avivi C, Barshack I, Grosskopf I, Harats D, **Kamari Y**. Interleukin-1 α deficiency attenuates endoplasmic reticulum stress-induced liver damage and CHOP expression in mice. *J Hepatol*. 2015;63(4):926-33.

Kamari Y, Fingrut O, Shaish A, Almog T, Kandel-Kfir M, Harats D, Rubinek T, Wolf I. The effect of klotho treatment on atherogenesis, blood pressure and metabolic parameters in experimental rodent models. *Hormone and Metabolic Research*, 2016;48(3):196-200.

Grosskopf I, Shaish A, Charach G, Harats D, **Kamari Y**. Nifedipine Treatment for Hypertension Is Associated with Enhanced Lipolytic Activity and Accelerated Clearance of Post-prandial Lipemia. *Hormone and Metabolic Research*, 2016;48(4):257-62.

Bechor S, Zolberg Relevy N, Harari A, Almog T, **Kamari Y**, Ben-Amotz A, Harats D, Shaish A. 9-cis β -Carotene Increased Cholesterol Efflux to HDL in Macrophages. *Nutrients*. 2016;8(7).



Dr. Alicia Leikin-Frenkel, Ph.D.

Sackler Faculty of Medicine
Sheba Medical Center



✉ alicia@post.tau.ac.il
Alicia.leikin@sheba.health.gov.il

Investigating the Impact of Maternal Fatty Acids Quality on the Fetal Gene Programming and Fingerprint of Health or Obesity Associated Disease

Positions

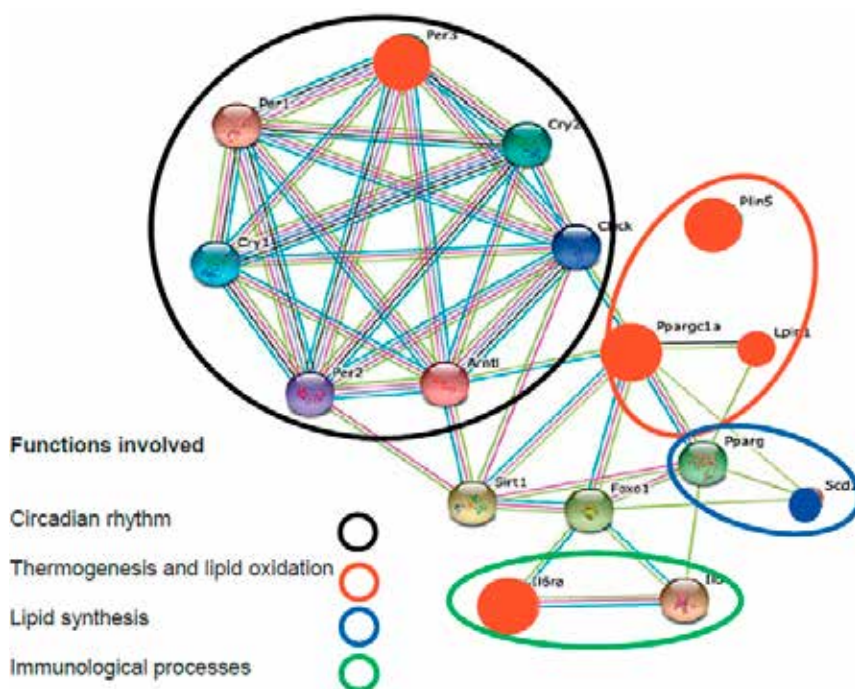
Associate Professor, CAMEA, Sackler Faculty of Medicine

Researcher at the Bert Strassburger Lipid Center, Sheba, Tel Hashomer

Research

We study the effect of maternal dietary fatty acids quality during pregnancy and lactation on the gene networks that are involved in lipogenesis and thermogenesis in the offspring. Obesity-associated chronic metabolic diseases such as Cardiovascular, Type 2 diabetes and Non-Alcoholic Steatohepatosis are purported to have an early in utero origin. The nutrigenetic impact of fatty acids quality in normcaloric diets and healthy mothers during

development is almost unknown. We are exploring this question by studying the metabolic and genetic evolution of the offspring from birth to adult age in our animal nutritional model and in humans. We apply the latest methodologies including biochemistry, lipidomics, molecular biology, and microarray analysis to identify and functionally characterize genes that regulate the lipogenic and thermogenic processes that determine the energetic balance leading to obesity or its absence. Understanding the normal or obesity prone gene programming during development and characterizing the associated fingerprint in the offspring at birth is essential for the early diagnosis and design of treatments to prevent long-term metabolic obesity-associated disorders that are leading causes of disease in almost 40% of world population and death.



Protein interaction between products of genes upregulated (red full) or down-regulated (blue full) by ω 3 essential fatty acid (ALA) or saturated fatty acids (SFA). Enriched functions are marked using open colored circles.

Publications

U. Ben-David, Q.-F. Gan, T. Golan-Lev, P. Arora, O. Yanuka, Y. Oren, **A. Leikin-Frenkel**, M. Graf, R. Garippa, M. Boehringer, G. Gromo, and N. Benvenisty. 2013. Prevention of ES cell-induced tumors by an oleate synthesis inhibitor discovered in a high-throughput screen *Cell Stem Cell*. 7; 12:167-79.

Hollander KS, Tempel Brami C, Konikoff FM, Fainaru M, **Leikin-Frenkel A**. 2014. Dietary enrichment with alpha-linolenic acid during pregnancy attenuates insulin resistance in adult offspring in mice. *Arch Physiol Biochem* 120: 99–111.

Yehuda I, Madar A, **Leikin-Frenkel A**, Tamir S. 2015. Glabridin, an isoflavan from licorice root, down-regulates iNOS expression and activity under high glucose stress and inflammation. *Molecular Nutrition & Food Research* 59: 1041-1052.

L Shomonov Wagner, A Raz, **A Leikin-Frenkel**. 2015. Alpha linolenic acid in maternal diet halts the lipid disarray due to saturated fatty acids in the liver of mice offspring at weaning *Lipids Health Dis*. 26:14-14.

ML Kagan, AR Levy, **A Leikin-Frenkel**. 2015. Comparative study of tissue deposition of omega-3 fatty acids from polar-lipid rich oil of the microalgae *Nannochloropsis oculata* with krill oil in rats. *Food Funct*. 6:186-92.

Yehuda I, Madar Z, **Leikin-Frenkel A**, Szuchman-Sapir A, Magzal F, Markman G, Tamir S 2015. Glabridin, an isoflavan from licorice root, up-regulates paraoxonase 2 expression under hyperglycemia and protects it from oxidation. *Molecular Nutrition & Food Research* 10: 287-299.

Leikin-Frenkel A, Shomonov-Wagner L, Juknat A, Pasmanik-Chore M. 2015. Maternal Diet Enriched with Alpha Linolenic or Saturated Fatty Acids Differentially Regulates Gene Expression in Mice Offspring's liver. *J Nutrigenet Nutrigenomics*; 8:185-194.

Review

Leikin-Frenkel A. 2016. Is there A Role for Alpha-Linolenic Acid in the Fetal Programming of Health? *Journal of Clinical Medicine* 5:40.



Raoul Orvieto, M.D.

Sheba Medical Center



TEL AVIV UNIVERSITY



Raoul.Orvieto@sheba.health.gov.il

Reproductive Endocrinology and Infertility – From Basic Science to Clinical Application

Positions

Professor, Obstetrics and Gynecology, Sackler Faculty of Medicine.

Incumbent, Tarnesby-Tarnowski Chair for Family Planning and Fertility Regulation, Sackler Faculty of Medicine

Director, Division of Reproductive Endocrinology and Infertility, Sheba Medical Center

Co-Editor-in-Chief, Reproductive Biology and Endocrinology

Research

Our research includes:

- Various aspects of controlled ovarian hyperstimulation (COH) for in vitro fertilization (IVF).
- The role of GnRH-analogues, and specifically GnRH agonist versus antagonist in COH for IVF.
- The different modes of triggering final follicular maturation.
- Endometrial preparation for frozen-thawed embryo transfer.
- Obesity and IVF outcome.
- Fragile X Associated Premature Ovarian Insufficiency (FXPOI) in FMR1 premutation carriers.
- Pre-implantation genetic screening (PGS) and diagnosis (PGD).
- Several aspects of ovarian hyperstimulation syndrome (OHSS): pathophysiology, prediction, prevention and its relation to the inflammatory response.

Publications

Manuscripts

Orvieto R, Nahum R, Zohav E, Liberty G, Anteby EY, Meltcer S. GnRH-agonist ovulation trigger in patients undergoing controlled ovarian hyperstimulation for IVF with ultrashort flare GnRH-agonist combined with multidose GnRH-antagonist protocol. *Gynecol Endocrinol.* 2013 ;29(1):51-3.

Wiser A, Gilbert A, Nahum R, **Orvieto R**, Haas J, Hourvitz A, Weissman A, Younes G, Dirnfeld M, Hershko A, Shulman A, Tsafir A, Holzer H, Shalom-Paz E, Tulandi T. Effects of treatment of ectopic pregnancy with methotrexate or salpingectomy in the subsequent IVF cycle. *Reprod Biomed Online.* 2013;26(5):449-53.

Farhi A, Reichman B, Boyko V, Mashiach S, Hourvitz A, Margalioth EJ, Levrant D, Calderon I, **Orvieto R**, Ellenbogen A, Meyerovitch J, Ron-El R, Lerner-Geva L. Congenital malformations in infants conceived following assisted reproductive technology in comparison with spontaneously conceived infants. *J Matern Fetal Neonatal Med.* 2013 2013 ;26(12):1171-9.

Orvieto R, Nahum R, Meltcer S, Liberty G, Anteby EY, Zohav E. GnRH agonist versus GnRH antagonist in ovarian stimulation: The role of elevated peak serum progesterone levels. *Gynecol Endocrinol* 2013 ;29(9):843-5.

Morgante G, Musacchio MC, **Orvieto R**, Massaro MG, De Leo V. Alterations in thyroid function among the different polycystic ovary syndrome phenotypes. *Gynecol Endocrinol* 2013 ;29(11):967-969

Liberty G, Margalioth EJ, Meltcer S, Nahum R, Hyman JH, **Orvieto R**. Infertility definitions – patients' perspectives. *Int J Gynecol Obstet Res* 2013;1:79-83

Gat I, Levrant J, Yerushalmi G, Dor J, Brengauz M, **Orvieto R**. Should zygote intrafallopian transfer be offered to all patients with unexplained repeated

- in-vitro fertilization cycle failures? *J Ovarian Res* 2014;7:7
- Bord I, Gdalevich M, Nahum R, Meltcer S, Anteby EY, **Orvieto R**. Misoprostol treatment for early pregnancy failure does not impair future fertility. *Gynecol Endocrinol* 2014;30(4):316-9.
- Haas J, Kedem A, Machtinger R, Dar S, Hourvitz A, Yerushalmi G, **Orvieto R**. HCG (1500IU) administration on day 3 after oocytes retrieval, following GnRH-agonist trigger for final follicular maturation, results in high sufficient mid luteal progesterone levels - a proof of concept. *J Ovarian Res* 2014;7:35
- Haas J, Yinon Y, Meridor K, **Orvieto R**. Pregnancy outcome in severe OHSS patients following ascitic/pleural fluid drainage. *J Ovarian Res* 2014; 7:56
- Kedem A, Tzur A, Haas J, Yerushalmi G, Hourvitz A, Machtinger R, **Orvieto R**. Is the modified natural IVF cycle justified in patients with "genuine" poor to controlled ovarian hyperstimulation? *Fertil Steril* 2014;101(6):1624-28
- Haas J, Zilberberg E, Dar S, Kedem A, Machtinger R, **Orvieto R**. Co-administration of GnRH-agonist and hCG for final oocyte maturation (double trigger) in patients with low number of oocytes retrieved per number of preovulatory follicles- a preliminary report. *J Ovarian Res* 2014 7:77.
- Haas J, Baum M, Meridor K, Hershko-Klement A, Elizur S, Hourvitz A, **Orvieto R**, Yinon Y. Is severe ovarian hyperstimulation syndrome associated with adverse pregnancy outcome? Evidence from a large case-control study. *Reprod Biomed Online* 2014;29(2):216-21
- Elizur SE, Lebovitz O, Derech-Haim S, Dratviman-Storobinsky O, Feldman B, Dor J, **Orvieto R**, Cohen Y. Elevated levels of FMR1 mRNA in granulosa cells are associated with low ovarian reserve in FMR1 premutation carriers. *PLoS One* 2014;9(8):e105121
- Ashkenazi J, Bar-Hava I, Meltcer S, Rabinson J, Anteby EY, **Orvieto R**. The role of GnRH-analogues used in elderly (>38 yrs) patients undergoing controlled ovarian hyperstimulation for IVF. *JFIV Reprod Med Genet* 2014, 2:3
- Levron J, Dviri M, Segol I, Yerushalmi G, Hourvitz A, **Orvieto R**, Mazaki-Tovi S, Yinon Y. The "immunological theory" of preeclampsia revisited: a lesson from donor oocyte gestations. *Am J Obstet Gynecol* 2014;211(4):383e1-5
- Elizur SE, Lebovitz O, **Orvieto R**, Dor J, Zan-Bar T. Reactive oxygen species in follicular fluid may serve as biochemical markers to determine ovarian aging and follicular metabolic age. *Gynecol Endocrinol* 2014;30(10):705-7.
- Orvieto R**, Dratviman-Storobinsky O, Lantsberg D, Haas J, Mashiach R, Cohen Y. Interleukin-2 and SOCS-1 proteins involvement in the pathophysiology of severe ovarian hyperstimulation syndrome - a preliminary proof of concept. *J Ovarian Res* 2014, 7:106
- Tsur A, **Orvieto R**, Haas J, Kedem A, Machtinger R. Does bariatric surgery improve ovarian stimulation characteristics, oocyte yield, or embryo quality? *J Ovarian Res* 2014, 7:116
- Kedem A, Yung Y, Yerushalmi GM, Haas J, Maman E, Hanochi M, Hemi R, **Orvieto R**, Hourvitz A. antimullerian hormone (AMH) level and expression in mural and cumulus cells in relation to age. *J Ovarian Res* 2014, 7:113
- Haas J, Zilberberg E, Machtinger R, Kedem A, Hourvitz A, Orvieto R. Do poor-responder patients benefit from increasing the daily gonadotropin dose during controlled ovarian hyperstimulation for IVF? *Gyn Endocrinol* 2015; 31(1): 79-82
- Zilberberg E, Haas J, Dar S, Kedem A, Machtinger R, Orvieto R. Co-administration of GnRH-agonist and hCG for final oocyte maturation in patients with low proportion of mature oocytes. *Gyn Endocrinol* 2015;31(2):145-7.
- Haas J, Mohr Sasson A, Barzilay E, Mazaki Tovi S, Orvieto R, Weizs B, Lipitz S, Yinon Y. Perinatal outcome following fetal reduction from twin-to-singleton, to reduce or not to reduce? *Fertil Steril* 2015;103:428-32
- Haas J, Zilberberg E, Kedem A, Yerushalmi G, Dar S, Orvieto R. Do poor-responder patients benefit from increasing the daily gonadotropin dose from 300 to 450 IU during controlled ovarian hyperstimulation for IVF? *Harefuah* 2015;154(2):118-121
- Governini L, Guerranti C, De Leo V, Boschi L, Luddi A, Gori M, **Orvieto R**, Piomboni P. Chromosomal aneuploidies and DNA fragmentation of human spermatozoa from patients exposed to perfluorinated compounds. *Andrologia* 2015;47(9):1012-9
- Hourvitz A, Yerushalmi GM, Maman E, Raanani H, Elizur S, Brengauz M, **Orvieto R**, Dor J, Meirrow D. Combination of ovarian tissue harvesting and immature oocyte collection for fertility preservation increases preservation yield *Reprod Biomed Online* 2015;31(4):497-505
- Orvieto R**, Dratviman-Storobinsky O, Cohen Y. Interleukin-2 production by cultured human granulosa cells. *Am J Reprod Immunol* 2015;74(5):392-7.

Haas J, Lantsberg D, Feldman N, Manela D, Machtinger R, Dar S, Rabinovici J, **Orvieto R**. Modifying the Luteal Phase Support in Natural Cycle Frozen-Thawed Embryo Transfer Improves Cycle Outcome. *Gynecol Endocrinol* 2015;31(11):891-3.

Elizur SE, Dratviman-Storobinsky O, Derech-Haim S, Leibovitz O, Dor J, **Orvieto R**, Cohen Y. FMR6 (a long non coding RNA) may play a role in the pathogenesis of fragile X associated premature ovarian insufficiency (FXPOI). *Gynecol Endocrinol* 2016;32(4):334-7.

Orvieto R, Shuly Y, Brengauz M, Feldman B. Should preimplantation genetic screening be implemented to routine clinical practice? *Gynecol Endocrinol* 2016;32(6):506-8.

Mansur A, Adir M, Yerushalmi G, Hourvitz A, Gitman H, Yung Y, **Orvieto R**, Machtinger R. Does BPA Alter Steroid Hormone Synthesis in Human Granulosa Cells In Vitro? *Hum Reprod* 2016;31:1562-1569

Haas J, Ophir L, Barzilay E, Machtinger R, Yung Y, **Orvieto R**, Hourvitz A. Standard hCG vs. double trigger for final follicular maturation results in different granulosa cells gene expressions *Fertil Steril* 2016;106(3):653-659

Cohen SB, Bouaziz J, Schiff E, Simon A, Nadgary M, Goldenberg M, **Orvieto R**, Revel A. In vitro fertilization outcomes following placement of Essure[®] micro-inserts in patients with hydrosalpinges who previously failed IVF treatment – a multicenter study *J Minim Invasive Gynecol*. 2016;23(6):939-43

Orvieto R, Feldman N, Lantsberg D, Manela D, Zilberberg E, Haas J. Natural cycle frozen-thawed embryo transfer-can we improve cycle outcome? *J Assist Reprod Genet* 2016;33(5):611-5.

Cohen SB, Bouaziz J, Jakobson-Setton A, Goldenberg M, Schiff E, **Orvieto R**, Shulman A. Hysteroscopically guided transvaginal ultrasound tubal catheterization - a novel office procedure. *Eur J Obstet Gynecol Reprod Biol*. 2016;204:113-116.

Orvieto R. Preimplantation genetic screening- the required RCT that has not yet been carried out. *Reprod Biol & Endocrinol* 2016;14:35

Lerner-Geva L, Boyko V Ehrlich S, Hourvitz A Haas J, Margalioth E, Levran D, Calderon I, **Orvieto R**, Ellenbogen A, Meyerovitch J Ron-El R, Farhi A. The possible risk for cancer among children born following assisted reproductive technology (ART) in Israel. *Pediatric Blood & Cancer* 2016;64:4

Adir M, Combelles CM, Mansur A, Ophir L, Hourvitz A, **Orvieto R**, Dor J, Machtinger R. Dibutyl phthalate impairs steroidogenesis and a subset of LH-

dependent genes in cultured human mural granulosa cell in vitro. *Reprod Toxicol* 2017;69:13-18

Machtinger R, Duvdevani NR, Leibovitz O, Dor J, Hourvitz A, **Orvieto R**. Outcome of Gestational Surrogacy According to IVF Protocol. *J Assist Reprod Genet* 2017;34:445-449.

Abir R, Fisch B, Fisher N, Samara N, Lerer-Serfaty G, Ben-Haroush A, Stein A, **Orvieto R**. Attempts to improve human ovarian transplantation outcomes of needle immersed vitrification and slow-freezing by host and graft treatments. *J Assist Reprod Genet* 2017;34:663-644.

Reviews

Gambera L, Morgante G, Serafini F, Stendardi A, **Orvieto R**, De Leo V, Petraglia F, Piomboni P. Human sperm aneuploidy: FISH analysis in fertile and infertile men *Exp Rev Obstet Gynecol* 2011;6(6):609-627.

Orvieto R, Patrizio P. GnRH agonist versus GnRH antagonist in ovarian stimulation: an ongoing debate. *Reprod Biomed Online*. 2013 ;26(1):4-8.

Orvieto R. Ovarian hyperstimulation syndrome- an optimal solution for an unresolved enigma. *J Ovarian Res* 2013;6:77.

Lebovitz O, **Orvieto R**. Treating patients with thin endometrium- an ongoing challenge. *Gynecol Endocrinol* 2014;30:409-14

Tsur A, Machtinger R, Segal-Lieberman G, **Orvieto R**. Morbid obesity, bariatric surgery and Infertility. *Harefuah* 2014;153(8):478-81.

Machtinger R, **Orvieto R**. Bisphenol A, oocyte maturation, implantation and IVF outcome: Review of animal and human data. *Reprod Biomed Online* 2014;29:404-410

Orvieto R, Laufer N. Ultrashort flare GnRH-agonist/ GnRH-antagonist protocol: A valuable tool in the armamentarium of ovulation induction for IVF. *Fertil Steril* 2014;102:1554-5.

Elizur SE, **Orvieto R**, Cohen Y. Are we Close to Solve the Mystery of Fragile X Associated Premature Ovarian Insufficiency (FXPOI) in FMR1 Premutation Carriers? *Austin J In Vitro Fertil* 2015;2(1): 1012.

Orvieto R. Triggering final follicular maturation- hCG, GnRH-agonist or both, when and to whom? *J Ovarian Res* 2015;8:60.

Orvieto R. A simplified universal approach to COH protocol for IVF: Ultrashort flare GnRH-agonist/ GnRH-antagonist protocol with tailored mode and

timing of final follicular maturation. *J Ovarian Res* 2015;8:69.

Orvieto R, Seifer DB Biosimilar FSH preparations- are they identical twins or just siblings? *Reprod Biol & Endocrinol* 2016;14:32

Orvieto R, Gleicher N Should preimplantation genetic screening (PGS) be implemented to routine IVF practice? *J Assist Reprod Genet.* 2016

Palomba S, Homburg R, Santagni S, La Sala GB, **Orvieto R**. Risk of adverse pregnancy and perinatal

outcomes after high technology infertility treatment: a comprehensive systematic review. *Reprod Biol Endocrinol* 2016;14(1):76.

Orvieto R. Triggering final follicular maturation for IVF cycles. *Curr Pharm Biotechnol* 2017

Elizur E, Berkenstadt M, Ries-Levavi L, Gruber N, Pinhas-Hamiel O, Hassin-Baer S, Raas-Rothschild A, Raanani H, Cukierman-Yaffe T, **Orvieto R**, Cohen Y, Gabis L. premutation carriers. Are they really asymptomatic? *Harefuah* 2017



Dr. Amir Tirosh, M.D. Ph.D.

The Endocrinology and Diabetes Research Center
Institute of Endocrinology, Sheba Medical Center
Sackler Faculty of Medicine, Tel Aviv University



Amir.Tirosh@Sheba.Health.gov.il

Mechanisms for the Development of Obesity and Diabetes – Molecular and Translational Aspects

Position

Associate Professor of Medicine, Sackler Faculty of Medicine

Research

With the worldwide epidemic proportions of obesity, its related morbidities such as cardiovascular disease and diabetes have become an emerging threat for public health. While the strong genetic predisposition for these conditions is a subject of intense research, less is known about the strong influence of various environmental factors on the pathophysiology of obesity and diabetes. We have recently established the Endocrinology and Diabetes Research Center at the Institute of Endocrinology at Sheba Medical Center with the vision to promote all aspects of research in the field of obesity, insulin resistance and diabetes.

Our group has focused on the following aspects of the pathophysiology of obesity and diabetes:

a. The role of food preservatives as ‘metabolic disruptors’: Some environmental and nutritional factors have been demonstrated to act as ‘endocrine disruptors’, with the ability to act as agonists or antagonists to certain receptors in a wide variety of biological systems. We have identified a common food preservative, with distinct metabolic effects. We were able to demonstrate that this food preservative results in an increase in hepatic glucose production as well as in changes in glucagon and insulin levels leading to liver insulin resistance. Chronic exposure results in weight gain, increase adiposity and systemic insulin resistance in mouse models. We are currently working on translating our pre-clinical results to humans in a series of randomized controlled trial. In addition, we continue to work using in-vitro and in-vivo animal models to assess the effects of micronutrients in modern nutrition on the development of obesity and diabetes.

b. Cellular mechanism linking over-nutrition with inflammation, insulin resistance and diabetes: Previous studies have clearly demonstrated that chronic inflammation and cellular stress is a central feature of obesity and its associated metabolic disease cluster. This inflammatory response is distinct, appears to respond to intrinsic cues, and does not resemble the classical inflammatory paradigm. Significant data have emerged in recent years on the molecular mechanisms leading to the development of these inflammatory and stress responses and how they are linked to metabolic homeostasis. Our research is focused on the regulation and adaptation to inflammation and stress within the tissue milieu in metabolically relevant tissues such as liver and adipose tissue. More specifically, we study cell-cell communication and the propagation of inflammatory and stress signals between cells within a tissue and the potential role of such communication in mediating insulin resistance and metabolic abnormalities.

c. In addition to utilizing basic research tools to promote our understanding on the mechanisms leading to insulin resistance and diabetes, we involve in clinical studies assessing novel risk factors and potential therapeutic approaches for these conditions. We are currently involved in several studies looking at the potential role of the novel adipokine FABP4 (fatty acid binding protein 4) in the insulin counter-regulatory response to hypoglycemia and as a potential contributor to the pathophysiology of gestational diabetes.

Publications

Zada G, **Tirosh A**, Abel PH, Kaiser UB, Laws ER, Woodmansee WW. The postoperative cortisol stress response following transsphenoidal pituitary surgery: a potential screening method for assessing preserved pituitary function. *Pituitary* 2013;16(3):319-25.

Twig G, Afek A, Shamiss A, Derazne A, Tzur T, Gordon B, **Tirosh A**. White Blood Cells count and incidence of type 2 diabetes in young men. *Diabetes Care*. 2013;36(2):276-82

Tirosh A, Golan R, Harman-Boehm I, Henkin Y, Schwarzfuchs D, Rudich A, Fiedler MJ, Blüher M, Stumvoll M, Thiery J, Stampfer MJ, Shai I. Renal function following three distinct weight loss dietary strategies during 2 years of randomized controlled trial. *Diabetes Care*. 2013;36(8):2225-32.

Twig G, Livneh A, Vivante A, Afek A, Shamiss A, Derazne E, Tzur D, Ben-Zvi I, **Tirosh A**, Barchana M, Shohat T, Golan E, Amital H. Mortality Risk Factors Associated with Familial Mediterranean Fever Among a Cohort of 1.25 Million Adolescents. *Ann Rheum Dis*. 2014;73(4):704-9.

Vivante A, Twig G, **Tirosh A**, Skorecki K, Calderon-Margalit R. Childhood history of resolved glomerular disease and risk of hypertension during adulthood. *JAMA*. 2014;311(11):1155-7.

Twig G, Afek A, Shamiss A, Derazne E, Landau Rabbi M, Tzur D, Gordon B, **Tirosh A**. Adolescence BMI and Trends in adulthood Mortality: A Study of 2.16 Million Adolescents. *J Clin Endocrinol Metab*. 2014; 99(6):2095-103.

Twig G, Gluzman I, **Tirosh A**, Gerstein HC, Yaniv G, Afek A, Derazne E, Tzur D, Karasik A, Gordon B, Fruchter E, Lubin G, Rudich A, Cukierman-Yaffe T. Cognitive function and the risk for diabetes among young men. *Diabetes Care*. 2014; 37(11):2982-8.

Twig G, Afek A, Derazne E, Tzur D, Cukierman-Yaffe T, Gerstein HC, **Tirosh A**. Diabetes risk among overweight and obese metabolically healthy young adults. *Diabetes Care*. 2014; 37(11):2989-95.

Tirosh A, de Souza RJ, Sacks F, Bray GA, Smith SR, LeBoff MS. Weight Loss and Dietary Macronutrient Content on Changes in BMD and Composition in Females and Males: The Preventing Overweight Using Novel Dietary Strategies (POUNDS LOST) Trial. *J Clin Endocrinol Metab*. 2015; 100(6):2463-71.

Twig G, Shina A, Afek A, Derazne E, Tzur D, Cukierman-Yaffe T, Shechter-Amir D, Gerstein HC,

Tirosh A. Sleep Quality and Risk of Diabetes and Coronary Artery Disease among Young Men. *Acta Diabetol*, 2015 Jun 16.

Twig G, Gerstein HC, Ben-Ami Shor D, Derazne E, Tzur D, Afek A, **Tirosh A**. Coronary Artery Disease Risk among Obese Metabolically Healthy Young Men. *Eur J Endocrinol*. 2015; 173(3):305-12.

Burak MF, Inouye KE, White A, Lee A, Tuncman G, Calay ES, Sekiya M, **Tirosh A**, Eguchi K, Birrane G, Lightwood D, Howells L, Odede G, Hailu H, West S, Garlish R, Neale H, Doyle C, Moore A, Hotamisligil GS. Development of a therapeutic monoclonal antibody that targets secreted fatty acid-binding protein aP2 to treat type 2 diabetes. *Sci Transl Med*. 2015; 7(319):319ra205.

Twig G, Gerstein HC, Fruchter E, Shina A, Afek A, Derazne E, Tzur D, Cukierman-Yaffe T, Amital D, Amital H, **Tirosh A**. Self-Perceived Emotional Distress and Diabetes Risk Among Young Men. *Am J Prev Med*. 2016;50(6):737-45.

Grants

- | | |
|-----------|---|
| 2012-2017 | National Institute of Health (NIH)/ National Institute of Diabetes, Digestive and Kidney Diseases (NIDDK), Characterization of the role of gap junction proteins in ER stress and obesity |
| 2015-2018 | The Research Projects and Fellowships Fund on Food and Nutrition with Implications of Public Health. Israel Ministry of Health, An unexpected role for propionic acid, a commonly-used food preservative, in mediating insulin resistance and weight gain |
| 2016-2019 | Innovative Clinical or Translational Science Award. The American Diabetes Association, Acute effects of the food preservative propionic acid on glucose metabolism in humans |

Genetic Diseases & Genomics



Credit: Viktor Koen



Prof. Yair Anikster, M.D. Ph.D.

Metabolic Disease Unit, Edmond and Lily Safra
Children's Hospital, Sheba Medical Center
Department of Pediatrics, Sackler Faculty of
Medicine



Yair.Anikster@sheba.health.
gov.il

Deciphering the Molecular Basis of Inborn Errors of Metabolism and Rare Genetic Disorders

Positions

Professor, Sackler Faculty of Medicine

Director, Metabolic Disease Unit, Edmond and Lily Safra Children's Hospital, Sheba Medical Center, Tel-Hashomer

Chairman, Israeli Society for Metabolic Diseases (ISMD)

Research

At the Metabolic Disease Unit and the Molecular Biochemistry laboratory at the Sheba Medical Center, we strive to identify and characterize the molecular basis of an array of inborn errors of metabolism (IEM) and other rare inherited disorders. As a referral center

for patients with a wide array of IEMs, we take a "bedside to bench to bedside" approach, studying the biochemical pathways and genetic basis of their disease, delineating the functional effects of the disease-causing variants, and aiming our efforts at the exciting possibilities for novel therapeutic approaches.

In the past few years, we were the first to identify a causative association between variants in several genes and a number of new neurometabolic disorders, as published in the *New England Journal of Medicine*, *American Journal of Human Genetics*, *Brain*, *Journal of Biological Chemistry*, among others. This was the case, for instance, of an autosomal recessive subtype of Polyarteritis Nodosa vasculopathy, caused by



Clinical Features of Polyarteritis Nodosa Associated with Adenosine Deaminase 2 (ADA2) Mutations. Clinical manifestations of polyarteritis nodosa included digital necrosis of the toes in Patient B-III-3 (Panel A) and Raynaud's phenomenon and livedo reticularis in Patient B-III-6 (Panel B). Angiography of the celiac artery in Patient B-III-3 revealed an aneurysm (Panel C, arrow). Periarteritis, fibrinoid necrosis of the media, and destruction of the elastic laminae were revealed in a biopsy specimen of the superior mesenteric artery in Patient A-III-1 (Panel D, hematoxylin and eosin).

variants in the *CECR1* gene, encoding Adenosine Deaminase 2 (ADA2). Since the publication of our results [Navon Elkan P et al. *N Engl J Med* 2014], this disorder, manifesting with early-onset cerebral infarctions (among others), has been diagnosed in numerous families worldwide.

Most recently, we identified and characterized a newly recognized inherited neurotransmitter deficiency, caused by mutations in *DNAJC12* [soon to be published in the *American Journal of Human Genetics*]. This disorder was found to manifest in hyperphenylalaninemia, dystonia and intellectual disability. Interestingly, patients with the *DNAJC12*-associated phenotype showed dramatic clinical improvement following early treatment with BH4 and/or neurotransmitter precursors, and thus this unique disorder is a new treatable and preventable cause of intellectual disability.

Publications

Nevo Y, Ben-Zeev B, Tabib A, Strausberg R, **Anikster Y**, Shorer Z, Fattal-Valevski A, Ta-Shma A, Aharoni S, Rabie M, Zenvirt S, Goldshmidt H, Fellig Y, Shaag A, Mevorach D, Elpeleg O. CD59 deficiency is associated with chronic hemolysis and childhood relapsing immune mediated polyneuropathy. *Blood*. 2013 Jan;121(1):129-35.

Oz-Levi D, Ben-Zeev B, Ruzzo EK, Hitomi Y, Gelman A, Pelak K, **Anikster Y**, Reznik-Wolf H, Bar-Joseph I, Olender T, Alkelai A, Weiss M, Ben-Asher E, Ge D, Shianna KV, Elazar Z, Goldstein DB, Pras E, Lancet D. Mutation in *TECPR2* Reveals a Role for Autophagy in Hereditary Spastic Paraparesis. *Am J Hum Genet*. 2012 Dec;91(6):1065-72.

Yardeni T, Jacobs K, Niethamer TK, Ciccone C, **Anikster Y**, Kurochkina N, Gahl WA, Huizing M. Murine isoforms of UDP-GlcNAc 2-epimerase/ManNAc kinase: Secondary structures, expression profiles, and response to ManNAc therapy. *Glycocon J*. 2013 Aug;30(6):609-18.

Wortmann SB, Duran M, **Anikster Y**, Barth PG, Sperl W, Zschocke J, Morava E, Wevers RA. Inborn errors of metabolism with 3-methylglutaconic aciduria as discriminative feature: proper classification and nomenclature. *J Inher Metab Dis*. 2013 Nov;36(6):923-8.

Tzadok M, Nissenkorn A, Porper K, Matot I, Marcu S, **Anikster Y**, Menascu S, Bercovich D, Zeev BB. The Many Faces of Glut1 Deficiency Syndrome. *J Child Neurol*. 2014 Mar;29(3):349-59.

Vivante A, Mark-Danieli M, Davidovits M, Harari-Steinberg O, Omer D, Gnatek Y, Cleper R, Landau D, Kovalski Y, Weissman I, Eisenstein I, Soudack M, Wolf HR, Issler N, Lotan D, **Anikster Y**, ekel B. Renal hypodysplasia associates with a *WNT4* variant that causes aberrant canonical WNT signaling. *J Am Soc Nephrol*. 2013 Mar;24(4):550-8.

Vilboux T, Lev A, Malicdan MC, Simon AJ, Järvinen P, Racek T, Puchalka J, Sood R, Carrington B, Bishop K, Mullikin J, Huizing M, Garty BZ, Eyal E, Wolach B, Gavrieli R, Toren A, Soudack M, Atawneh OM, Babushkin T, Schiby G, Cullinane A, Avivi C, Polak-Charcon S, Barshack I, Amariglio N, Rechavi G, van der Werff ten Bosch J, **Anikster Y**^{xx}, Klein C^{xx}, Gahl WA^{xx}, Somech R^{xx}. A congenital neutrophil defect syndrome associated with mutations in *VPS45*. *N Engl J Med*. 2013 Jul 4;369(1):54-65. ^{xx} Equal Last

Pode-Shakked B, Reish O, Aktuglu-Zeybek C, Kesselman D, Dekel B, Bujanover Y, **Anikster Y**. The bitterness of Glucose/Galactose: Novel Mutations in the *SLC5A1* Gene. *J Pediatr Gastroenterol Nutr*. 2014 Jan;58(1):57-60.

Ruzzo EK, Capo-Chichi JM, Ben-Zeev B, Chitayat D, Mao H, Pappas AL, Hitomi Y, Lu YF, Yao X, Hamdan FF, Pelak K, Reznik-Wolf H, Bar-Joseph I, Oz-Levi D, Lev D, Lerman-Sagie T, Leshinsky-Silver E, **Anikster Y**, Ben-Asher E, Olender T, Colleaux L, Décarie JC, Blaser S, Banwell B, Joshi RB, He XP, Patry L, Silver RJ, Dobrzeniecka S, Islam MS, Hasnat A, Samuels ME, Aryal DK, Rodriguiz RM, Jiang YH, Wetsel WC, McNamara JO, Rouleau GA, Silver DL, Lancet D, Pras E, Mitchell GA, Michaud JL, Goldstein DB. Deficiency of asparagine synthetase causes congenital microcephaly and a progressive form of encephalopathy. *Neuron*. 2013 Oct 16;80(2):429-41.

Pode-Shakked B, Shemer-Meir L, Harmelin A, Stettner N, Brenner O, Abraham S, Schwartz G, **Anikster Y**. Man made disease: Clinical manifestations of low phenylalanine levels in an inadequately treated phenylketonuria patient and mouse study. *Mol Genet Metab*. 2013;110:S66-70.

Navon Elkan P, Pierce SB, Segel R, Walsh T, Barash J, Padeh S, Zlotogorski A, Berkun Y, Press JJ, Mukamel M, Voth I, Hashkes PJ, Harel L, Hoffer V, Ling E, Yalcinkaya F, Kasapcopur O, Lee MK, Klevit RE, Renbaum P, Weinberg-Shukron A, Sener EF, Schormair B, Zeligson S, Marek-Yagel D, Strom TM, Shohat M, Singer A, Rubinow A, Pras E, Winkelmann J, Tekin M, **Anikster Y**^{xx}, King MC^{xx}, Levy-Lahad E^{xx}. Mutant adenosine deaminase 2 in a polyarteritis nodosa vasculopathy. *N Engl J Med*. 2014 Mar 6;370(10):921-31. ^{xx} Equal Last

- Ng J, Zhen J, Meyer E, Erreger K, Li Y, Kakar N, Ahmad J, Thiele H, Kubisch C, Rider NL, Holmes Morton D, Strauss KA, Puffenberger EG, D'Agnano D, **Anikster Y**, Carducci C, Hyland K, Rotstein M, Leuzzi V, Borck G, Reith ME, Kurian MA. Dopamine transporter deficiency syndrome: phenotypic spectrum from infancy to adulthood. *Brain*. 2014 Apr;137(Pt 4):1107-19
- Shukrun R, Vivante A, Pleniceanu O, Vax E, **Anikster Y**, Dekel B, Lotan D. A Human Integrin- α 3 Mutation Confers Major Renal Developmental Defects. *PLoS One*. 2014 Mar;9(3):e90879.
- Yahalom G, **Anikster Y**, Huna-Baron R, Hoffmann C, Blumkin L, Lev D, Tsabari R, Nitsan Z, Lerman SF, Ben-Zeev B, Pode-Shakked B, Sofer S, Schweiger A, Lerman-Sagie T, Hassin-Baer S. Costeff syndrome: clinical features and natural history. *J Neurol*. 2014 Dec;261(12):2275-82.
- Oz-Levi D, Weiss B, Lahad A, Greenberger S, Pode-Shakked B, Somech R, Olender T, Tatarsky P, Marek-Yagel D, Pras E, **Anikster Y**, Lancet D. Exome sequencing as a differential diagnosis tool: resolving mild trichohepatoenteric syndrome. *Clin Genet*. 2015 Jun;87(6):602-3.
- Ferriero R, Boutron A, Brivet M, Kerr D, Morava E, Rodenburg RJ, Bonafé L, Baumgartner MR, **Anikster Y**, Braverman NE, Brunetti-Pierri N. Phenylbutyrate increases pyruvate dehydrogenase complex activity in cells harboring a variety of defects. *Ann Clin Transl Neurol*. 2014 Jul;1(7):462-70.
- Zhu X, Petrovski S, Xie P, Ruzzo EK, Lu YF, McSweeney KM, Ben-Zeev B, Nissenkorn A, **Anikster Y**, Oz-Levi D, Dhindsa RS, Hitomi Y, Schoch K, Spillmann RC, Heimer G, Marek-Yagel D, Tzadok M, Han Y, Worley G, Goldstein J, Jiang YH, Lancet D, Pras E, Shashi V, McHale D, Need AC, Goldstein DB. Whole-exome sequencing in undiagnosed genetic diseases: interpreting 119 trios. *Genet Med*. 2015 Jan 15. doi: 10.1038/gim.2014.191.
- Sofer S, Schweiger A, Blumkin L, Yahalom G, **Anikster Y**, Lev D, Ben-Zeev B, Lerman-Sagie T, Hassin-Baer S. The Neuropsychological profile of patients with 3-Methylglutaconic aciduria type III, Costeff syndrome. *Am J Med Genet B Neuropsychiatr Genet*. 2015 Apr;168(3):197-203.
- Heimer G, Sadaka Y, Israelian L, Feiglin A, Ruggieri A, Marshall CR, Scherer SW, Ganelin-Cohen E, Marek-Yagel D, Tzadok M, Nissenkorn A, **Anikster Y**, Minassian BA, Zeev BB. CAOS-Episodic Cerebellar Ataxia, Areflexia, Optic Atrophy, and Sensorineural Hearing Loss: A third allelic disorder of the ATP1A3 gene. *J Child Neurol*. 2015 30(13):1749-56
- Heimer G, Marek-Yagel D, Eyal E, Barel O, Oz Levi D, Hoffmann C, Ruzzo EK, Ganelin-Cohen E, Lancet D, Pras E, Rechavi G, Nissenkorn A, **Anikster Y**, Goldstein DB, Ben Zeev B.
- SLC1A4 mutations cause a novel disorder of intellectual disability, progressive microcephaly, spasticity and thin corpus callosum. *Clin Genet*. 2015;88(4):327-35.
- Carmi N, Lev D, Leshinsky-Silver E, **Anikster Y**, Blumkin L, Kivity S, Lerman-Sagie T, Zerem A. Atypical presentation of Costeff syndrome-severe psychomotor involvement and electrical status epilepticus during slow wave sleep. *Eur J Paediatr Neurol*. 2015;19(6):733-6
- Ben-Zeev B, Tabib A, Nissenkorn A, Garti BZ, Gomori JM, Nass D, Goldshmidt H, Fellig Y, **Anikster Y**, Nevo Y, Elpeleg O, Mevorach D. Devastating recurrent brain ischemic infarctions and retinal disease in pediatric patients with CD59 deficiency. *Eur J Paediatr Neurol*. 2015 19(6):688-93.
- Nouriel A, Zisquit J, Helfand AM, **Anikster Y**, Greenberger S. Griscelli Syndrome Type 3: Two New Cases and Review of the Literature. *Pediatr Dermatol*. 2015 Nov;32(6):e245-8.
- Stadel D, Millarte V, Tillmann KD, Huber J, Tamin-Yecheskel BC, Akutsu M, Demishtein A, Ben-Zeev B, **Anikster Y**, Perez F, Dötsch V, Elazar Z, Rogov V, Farhan H, Behrends C. TECPR2 Cooperates with LC3C to Regulate COPII-Dependent ER Export. *Mol Cell*. 2015 Oct 1;60(1):89-104.
- Eisenkraft A, Pode-Shakked B, Goldstein N, Shpirer Z, van Bokhoven H, **Anikster Y**. Clinical Variability in a Family with an Ectodermal Dysplasia Syndrome and a Nonsense Mutation in the TP63 Gene. *Fetal Pediatr Pathol*. 2015 Nov 2;34(6):400-6
- Pode-Shakked B, Marek-Yagel D, Greenberger S, Pode-Shakked N, Pras E, Barzilai A, Yassin S, Sidi Y, **Anikster Y**. A novel mutation in the C7orf11 gene causes nonphotosensitive trichothiodystrophy in a multiplex highly consanguineous kindred. *Eur J Med Genet*. 2015 Dec;58(12):685-8.
- Heimer G, Oz-Levi D, Eyal E, Edvardson S, Nissenkorn A, Ruzzo EK, Szeinberg A, Maayan C, Mai-Zahav M, Efrati O, Pras E, Reznik-Wolf H, Lancet D, Goldstein DB, **Anikster Y**, Shalev SA, Elpeleg O, Ben Zeev B. TECPR2 mutations cause a new subtype of familial dysautonomia like hereditary sensory autonomic neuropathy with intellectual disability. *Eur J Paediatr Neurol*. 2016;20(1):69-79.
- Rips J, Almashanu S, Mandel H, Josephsberg S, Lerman-Sagie T, Zerem A, Podeh B, **Anikster Y**,

Shaag A, Luder A, Staretz Chacham O, Spiegel R. Primary and maternal 3-methylcrotonyl-CoA carboxylase deficiency: insights from the Israel newborn screening program. *J Inherit Metab Dis*. 2015;39(2):211-7.

Stephen J, Vilboux T, Haberman Y, Pri-Chen H, Pode-Shakked B, Mazaheri S, Marek-Yagel D, Barel O, Di Segni A, Eyal E, Hout-Siloni G, Lahad A, Shalem T, Rechavi G, Malicdan MC, Weiss B, Gahl WA, **Anikster Y**. Congenital protein losing enteropathy: an inborn error of lipid metabolism due to DGAT1 mutations. *Eur J Hum Genet*. 2016;24(9):1268-73.

Dionisi-Vici C, Shteyer E, Niceta M, Rizzo C, Pode-Shakked B, Chillemi G, Bruselles A, Semeraro M, Barel O, Eyal E, Kol N, Haberman Y, Lahad A, Diomedi-Camassei F, Marek-Yagel D, Rechavi G, Tartaglia M, **Anikster Y**. Expanding the molecular diversity and phenotypic spectrum of glycerol 3-phosphate dehydrogenase 1 deficiency. *J Inherit Metab Dis*. 2016;39(5):689-95.

Ardon O, Procter M, Mao R, Longo N, Landau YE, Shilon-Hadass A, Gabis LV, Hoffmann C, Tzadok M, Heimer G, Sada S, Ben-Zeev B, **Anikster Y**. Creatine transporter deficiency: Novel mutations and functional studies. *Mol Metab Genet Rep*. 2016;8:20-3.

Shahrour MA, Staretz-Chacham O, Dayan D, Stephen J, Weech A, Damseh N, Pri Chen H, Edvardson S, Mazaheri S, Saada A; NISC Intramural Sequencing., Hershkovitz E, Shaag A, Huizing M, Abu-Libdeh B, Gahl WA, Azem A, **Anikster Y**, Vilboux T, Elpeleg O, Malicdan MC. Mitochondrial epileptic encephalopathy, 3-methylglutaconic aciduria and variable complex V deficiency associated with TIMM50 mutations. *Clin Genet*, 2016 [Epub ahead of print].

Rechavi E, Lev A, Eyal E, Barel O, Kol N, Barhom SF, Pode-Shakked B, **Anikster Y**, Somech R, Simon AJ. A Novel Mutation in a Critical Region for the Methyl Donor Binding in DNMT3B Causes Immunodeficiency, Centromeric Instability, and Facial Anomalies Syndrome (ICF). *J Clin Immunol*. 2016;36(8):801-809.

Haberman Y, Di Segni A, Loberman-Nachum N, Barel O, Kunik V, Eyal E, Kol N, Hout-Siloni G, Kochavi B, Avivi C, Schvimer M, Rechavi G, **Anikster Y**, Barshack I, Weiss B. Congenital Sucrase-isomaltase Deficiency: A Novel Compound Heterozygous Mutation Causing Aberrant Protein Localization. *J Pediatr Gastroenterol Nutr*. 2016 [Epub ahead of print].


Pode-Shakked B, Barash H, Ziv L, Gripp KW, Flex E, Barel O, Carvalho KS, Scavina M, Chillemi G, Niceta M, Eyal E, Kol N, Ben-Zeev B, Bar-Yosef O, Marek-Yagel D, Bertini E, Duker AL, **Anikster Y**, Tartaglia M, Raas-Rothschild A. Microcephaly, intractable seizures and developmental delay caused by biallelic variants in TBCD: Further delineation of a new chaperone-mediated tubulinopathy. *Clin Genet*. 2016 [Epub ahead of print].

Heimer G, Kerätär JM, Riley LG, Balasubramaniam S, Eyal E, Pietikäinen LP, Hiltunen JK, Marek-Yagel D, Hamada J, Gregory A, Rogers C, Hogarth P, Nance MA, Shalva N, Veber A, Tzadok M, Nissenkorn A, Tonduti D, Renaldo F; University of Washington Center for Mendelian Genomics., Kraoua I, Panteghini C, Valletta L, Garavaglia B, Cowley MJ, Gayevskiy V, Roscioli T, Silberstein JM, Hoffmann C, Raas-Rothschild A, Tiranti V, **Anikster Y**, Christodoulou J, Kastaniotis AJ, Ben-Zeev B, Hayflick SJ. MECP Mutations Cause Childhood-Onset Dystonia and Optic Atrophy, a Mitochondrial Fatty Acid Synthesis Disorder. *Am J Hum Genet*. 2016;99(6):1229-44.

Falik Zaccai TC, Savitzki D, Zivony-Elboum Y, Vilboux T, Fitts EC, Shoal Y, Kalfon L, Samra N, Keren Z, Gross B, Chasnyk N, Straussberg R, Mullikin JC, Teer JK, Geiger D, Kornitzer D, Bitterman-Deutsch O, Samson AO, Wakamiya M, Peterson JW, Kirtley ML, Pinchuk IV, Baze WB, Gahl WA, Kleta R, **Anikster Y**, Chopra AK. Phospholipase A2-activating protein is associated with a novel form of leukoencephalopathy. *Brain*. 2016 [Epub ahead of print].

Anikster Y, Haack TB, Vilboux T, Pode-Shakked B, Thöny B, Meissner T, Mayatepek E, Trefz FK, Marek-Yagel D, Berutti R, Benoist JF, Imbard A, Dorboz I, Heimer G, Landau Y, Ziv-Strasser L, Malicdan MCV, Gemperle-Britschgi C, Cremer K, Engels H, Meili D, Keller I, Brugmann R, Strom TM, Meitinger T, Mullikin JC, Schwartz G, Ben-Zeev B, Blau N, Hoffmann GF, Prokisch H, Opladen T, Schiff M. DNAJC12 mutations: a treatable cause of dystonia with hyperphenylalaninemia. *Am J Hum Genet* 2017 [Accepted for publication].

Barel O, Malicdan MC, Ben-Zeev B, Kandel J, Pri-Chen H, Stephen J, Castro IG, Metz J, Atawa O, Moshkovitz S, Ganelin E, Barshack I, Polak-Charcon S, Nass D, Marek-Yagel D, Amariglio N, Shalva N, Vilboux T, Ferreira C, Pode-Shakked B, Heimer G, Hoffmann C, Yardeni T, Nissenkorn A, Avivi C, Eyal E, Kol N, Glick Saar E, Wallace DC, Gahl WA, Rechavi G, Schrader M, Eckmann DM, **Anikster Y**. Deleterious variants in TRAK1 disrupt mitochondrial movement and cause fatal encephalopathy. *Brain* 2017 [Accepted for publication].



Prof. Gidi Rechavi, M.D., Ph.D.

Department of Human Molecular Genetics and Biochemistry, Sackler Faculty of Medicine
Cancer Research Center, Sheba Medical Center, Tel Hashomer
The Wohl Institute of Translational Medicine, Sheba Medical Center, Tel Hashomer
Pediatric Hematology-Oncology, Edmond and Lily Safra Children's Hospital, Tel Hashomer



gidi.rechavi@sheba.health.gov.il
<http://gidirechavilab.com>

Genomics and Epitranscriptomics

Positions

Professor, Sackler Faculty of Medicine
Djerassi Chair in Oncology, Tel Aviv University
Head - Cancer Research Center, Sheba Medical Center, Tel Hashomer
Head- The Wohl Institute of Translational Medicine, Sheba Medical Center, Tel Hashomer

Research

Our main interest lies in the deciphering of novel genetic and epigenetic mechanisms affecting global gene expression and their implication in cancer and neuronal disorders.

Our research interests are:

- The deciphering of the role of RNA epigenetics, including RNA editing and RNA methylation in the regulation of gene expression and cell fate.

- The study of transposable genetic elements in cancer and development
- Genetic and genomic studies relevant to cancer and genetic diseases
- Genetically non-identical tumors

Publications

Manuscripts

Simon AJ, Lev A, Zhang Y, et al Mutations in STN1 cause Coats plus syndrome and are associated with genomic and telomere defects. *J Exp Med.* 2016; 8:1429-1440.

Dominissini D, Nachtergaele S, Moshitch-Moshkovitz S et al, The dynamic N1-methyladenosine methylome in eukaryotic messenger RNA. *Nature*, 2016; 530(7591):441-6.

Choi J, Leong K et al. N6-methyladenosine in mRNA disrupts tRNA selection and translation-elongation dynamics. *Nature Struct Mol Biol.* 2016; 23(2):110-5.

Geula S, Moshitch-Moshkovitz S, Dominissini D et al. m6A mRNA methylation facilitates resolution of naïve pluripotency toward differentiation. *Science* 2015;347(6225):1002-6

Fang X, Nevo E, Han L et al. Genome-wide adaptive complexes to underground stresses in blind mole rats *Spalax*. *Nature Comm* 2014; 5:3966.

Vilboux T, Lev A, Malicdan MC et al. A congenital neutrophil defect syndrome associated with mutations in *Vps45*. *N Engl J Med.* 2013; 369(1):54-65.

Nemlich Y, Greenberg E, Ortenberg R et al MicroRNA-mediated loss of ADAR1 in metastatic melanoma promotes tumor growth. *J Clin Invest.* 2013; 123(6):2703-18.



Dominissini D, Moshitch-Moshkovitz D, Salmon-Divon M et al m6A-seq by immunocapturing and massively parallel sequencing: a tool for transcriptome-wide mapping of the N6-methyladenosine landscape. *Nature Prot.* 2013; 8(1):176-89.

Reviews

Dominissini D. Roadmap to the epitranscriptome. *Science* 2014; 346:1192.

Fu Y, Dominissini D, **Rechavi G**, He C. Gene expression regulation mediated through reversible m6A RNA methylation. *Nature Rev Genet* 2014;15(5):293-306.

Frye M, Jaffrey SR, Pan T, **Rechavi G**, Suzuki T. RNA modifications: what have we learned and where are we headed? *Nat Rev Genet.* 2016;17(6):365-72.

Grants

- 2013-2017 Israel Centers of Research Excellence (I-CORE)
- 2013-2018 Ernest and Bonnie Beutler Research Program
- 2014-2017 CRBC Hematological Research Grants Program
- 2014-2019 Flight Attendants Medical Research Institute FAMRI
- 2016-2018 ISF-Joint Israel-Canada Health Research Program



Prof. Annick Raas-Rothschild, M.D.

Sheba Medical Center
Department of Pediatrics
Department of Human Molecular Genetics and
Biochemistry, Sackler Faculty of Medicine



Annick.Rothschild@sheba.
health.gov.il
https://eng.sheba.co.il/Institute_for_Rare_Diseases



Rare Diseases Diagnosis and Research

Positions

Pediatrician - Medical Geneticist, Sheba Medical Center

Director, Institute for Rare Diseases

Associate Professor, Sackler Faculty of Medicine

National Coordinator, Orphanet Israel

National Coordinator, Rare Diseases National Registry

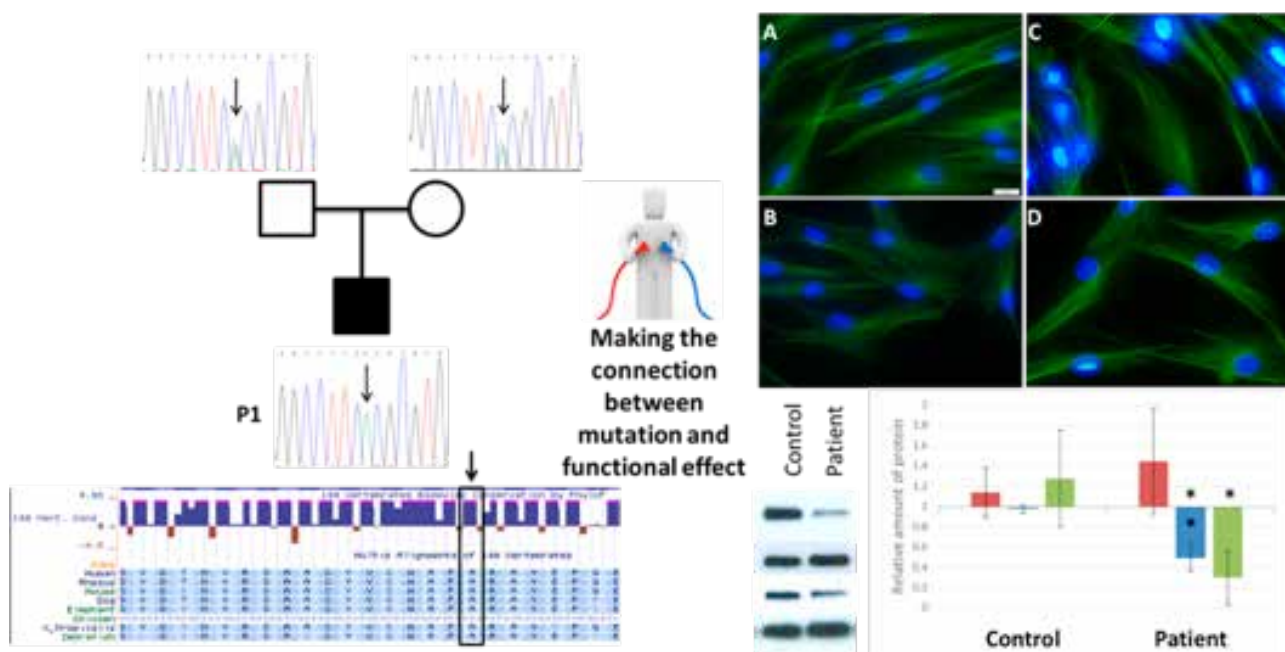
Research

There are more than 6000 rare diseases affecting more than 60 million people in Europe and the US alone. Most of these diseases are affecting children, are chronic and are of genetic etiology.

Advances in rare disease research are very quickly changing the pediatric care for children affected with these non identified diseases which are very often complex. Research is one of the basic stones for building an accurate care of patients and families. Here, we wish to incorporate research to awareness,

diagnosis, treatment and health policy. Our goals include identification of rare diseases causing genes, study the function of the abnormal protein, and finally deciphering new protein pathways in order to establish new therapies. Since the laboratory is in a clinical setting the results of the work is translated into genetic counseling and clinical care and sometimes treatment (MPS II-MPS IV-Fabry disease). With this in mind we are performing cellular studies and drug screens targeted to rare diseases in collaboration with other laboratories, aiming to better understand pathways such as the one linked to mucopolip 1 involved in the mucopolipidosis IV clinical symptoms with the goal to provide a specific therapy.

In the field of clinical research, we focus on different subjects that include different topics such as: Natural history of MPS III (Hetz project; Understanding of the practical aspects of the medical genetics (Genet Med. 2016;18(4):372-7); Ongoing project on how the patients are dealing with the information linked to the results of the use of new technologies such as CNV and Exome sequencing.



Publications

- Heimer G, Kerätär JM, Riley LG, Balasubramaniam S, Eyal E, Pietikäinen LP, Hiltunen JK, Marek-Yagel D, Hamada J, Gregory A, Rogers C, Hogarth P, Nance MA, Shalva N, Veber A, Tzadok M, Nissenkorn A, Tonduti D, Renaldo F; University of Washington Center for Mendelian Genomics., Kraoua I, Panteghini C, Valletta L, Garavaglia B, Cowley MJ, Gayevskiy V, Roscioli T, Silberstein JM, Hoffmann C, **Raas-Rothschild A**, Tiranti V, Anikster Y, Christodoulou J, Kastaniotis AJ, Ben-Zeev B, Hayflick SJ. MECP Mutations Cause Childhood-Onset Dystonia and Optic Atrophy, a Mitochondrial Fatty Acid Synthesis Disorder. *Am J Hum Genet.* 2016.
- Pode-Shakked B, Barash H, Ziv L, Gripp KW, Flex E, Barel O, Carvalho KS, Scavina M, Chillemi G, Niceta M, Eyal E, Kol N, Ben-Zeev B, Bar-Yosef O, Marek-Yagel D, Bertini E, Duker AL, Anikster Y, Tartaglia M, **Raas-Rothschild A**. Microcephaly, intractable seizures and developmental delay caused by biallelic variants in TBCD: Further delineation of a new chaperone-mediated tubulinopathy. *Clin Genet.* 2016.
- Reinstein E, Gutierrez-Fernandez A, Tzur S, Bormans C, Marcu S, Tayeb-Fligelman E, Vinkler C, **Raas-Rothschild A**, Irge D, Landau M, Shohat M, Puente XS, Behar DM, Lopez-Otin C. Congenital dilated cardiomyopathy caused by biallelic mutations in Filamin C. *Eur J Hum Genet.* 2016;24(12):1792-1796.
- Scott EM, Halees A, Itan Y, Spencer EG, He Y, Azab MA, Gabriel SB, Belkadi A, Boisson B, Abel L, Clark AG; **Greater Middle East Variome Consortium.**, Alkuraya FS, Casanova JL, Gleeson JG. Characterization of Greater Middle Eastern genetic variation for enhanced disease gene discovery. Characterization of Greater Middle Eastern genetic variation for enhanced disease gene discovery. *Nat Genet.* 2016;48(9):1071-6.
- Rechavi E, Levy-Mendelovich S, Stauber T, Shamash J, Reinstein S, Vernitsky H, Adam D, Simon AJ, Lev A, **Raas-Rothschild A**, Somech R. Combined immunodeficiency in a patient with mosaic monosomy 21. *Immunol Res.* 2016;64(4):841-7.
- Byrne S, Jansen L, U-King-Im JM, Siddiqui A, Lidov HG, Bodi I, Smith L, Mein R, Cullup T, Dionisi-Vici C, Al-Gazali L, Al-Owain M, Bruwer Z, Al Thihli K, El-Garhy R, Flanigan KM, Manickam K, Zmuda E, Banks W, Gershoni-Baruch R, Mandel H, Dagan E, **Raas-Rothschild A**, Barash H, Filloux F, Creel D, Harris M, Hamosh A, Kölker S, Ebrahimi-Fakhari D, Hoffmann GF, Manchester D, Boyer PJ, Manzur AY, Lourenco CM, Pilz DT, Kamath A, Prabhakar P, Rao VK, Rogers RC, Ryan MM, Brown NJ, McLean CA, Said E, Schara U, Stein A, Sewry C, Travan L, Wijburg FA, Zenker M, Mohammed S, Fanto M, Gautel M, Jungbluth H. EPG5-related Vici syndrome: a paradigm of neurodevelopmental disorders with defective autophagy. *Brain.* 2016;139(Pt 3):765-81.
- Mimouni-Bloch A, Finezilber Y, Rothschild M, **Raas-Rothschild A**. Extensive Mongolian Spots and Lysosomal Storage Diseases. *J Pediatr.* 2016;170:333-e1.
- Eventov-Friedman S, Frumkin A, Bar-Oz B, **Raas-Rothschild A**. Mosaic Trisomy 14 in a Newborn with Multiple Malformations: When Chromosomal Microarray is a Clue to Diagnosis. *Isr Med Assoc J.* 2015;17(7):459-60.
- Sukenik-Halevy R, Ludman MD, Ben-Shachar S, **Raas-Rothschild A**. The time-consuming demands of the practice of medical genetics in the era of advanced genomic testing. *Genet Med.* 2016;18(4):372-7.
- Terhal PA, Nievelstein RJ, Verver EJ, Topsakal V, van Dommelen P, Hoornaert K, Le Merrer M, Zankl A, Simon ME, Smithson SF, Marcelis C, Kerr B, Clayton-Smith J, Kinning E, Mansour S, Elmslie F, Goodwin L, van der Hout AH, Veenstra-Knol HE, Herkert JC, Lund AM, Hennekam RC, Mégarbané A, Lees MM, Wilson LC, Male A, Hurst J, Alanay Y, Annerén G, Betz RC, Bongers EM, Cormier-Daire V, Dieux A, David A, Elting MW, van den Ende J, Green A, van Hagen JM, Hertel NT, Holder-Espinasse M, den Hollander N, Homfray T, Hove HD, Price S, **Raas-Rothschild A**, Rohrbach M, Schroeter B, Suri M, Thompson EM, Tobias ES, Toutain A, Vreeburg M, Wakeling E, Knoers NV, Coucke P, Mortier GR. A study of the clinical and radiological features in a cohort of 93 patients with a COL2A1 mutation causing spondyloepiphyseal dysplasia congenita or a related phenotype. *Am J Med Genet A.* 2015;167A(3):461-75.
- Schreyer-Shafir N, Sukenik-Halevy R, Tepper R, Arnon S, Litmanovitch I, Eliakim A, Pommeranz A, Ludman MD, **Raas-Rothschild A**. Prenatal bilateral adrenal calcifications, hypogonadism, and nephrotic syndrome: beyond Wolman disease. *Prenat Diagn.* 2014;34(6):608-11.
- Michot C, Le Goff C, Mahaut C, Afenjar A, Brooks AS, Campeau PM, Destree A, Di Rocco M, Donnai D, Hennekam R, Heron D, Jacquemont S, Kannu P, Lin AE, Manouvrier-Hanu S, Mansour S, Marlin S, McGowan R, Murphy H, **Raas-Rothschild A**, Rio M, Simon M, Stolte-Dijkstra I, Stone JR, Sznajder Y, Tolmie J, Touraine R, van den Ende J, Van der Aa

N, van Essen T, Verloes A, Munnich A, Cormier-Daire V. Myhre and LAPS syndromes: clinical and molecular review of 32 patients. *Eur J Hum Genet.* 2014;22(11):1272-7.

Douzgou S, Clayton-Smith J, Gardner S, Day R, Griffiths P, Strong K; **DYSCERNE expert panel.** Dymorphology at a distance: results of a web-based diagnostic service. *Eur J Hum Genet.* 2014;22(3):327-32.

Reviews

Mendlovic J, Barash H, Yardeni H, Banet-Levi Y, Yonath H, **Raas-Rothschild A.** [RARE DISEASES DTC: DIAGNOSIS, TREATMENT AND CARE]. *Harefuah.* 2016 Apr;155(4):241-4, 253. Hebrew.



Prof. Orit Reish, M.D.

Director, Genetics Institute, Assaf Harofeh, Zerifin
Affiliated to Department of Human Molecular
Genetics and Biochemistry
Sackler Faculty of Medicine



oreish@post.tau.ac.il
URL: [http://www.assafh.org/
Labs/GeneticsInstitute/Pages/
default.aspx](http://www.assafh.org/Labs/GeneticsInstitute/Pages/default.aspx)

New Gene Identification and Genotype-Phenotype Correlation

Positions

Associate Professor of Pediatrics and Human Molecular Genetics and Biochemistry, Sackler School of Medicine

Committee Member, Israel Medical Association, Israeli Board of Medical Genetics, American Society of Human Genetics, American Board of Medical Genetics, Institutional Review Board (Helsinki) Assaf Harofeh

Member, Research and Development Committee, Tel Aviv University

Research

We study genetically undefined families using homozygosity mapping and EXOME analyses, in collaboration with other leading centers, to define disease causing genes. Once a causative mutation is defined, further functional studies are carried out. We identified at least five new genes in the last decade that enabled counseling patients and prenatal diagnosis.

We investigate the genotype-phenotype correlation of newly defined mutations to expand the disease spectrum and impact of genetic disorders.

Publications

Muhammad E*, **Reish O***, Ohno Y, Scheetz T, DeLuca A, Searby C, Regev M, Benyamini L, Fellig Y, Kihara A, Sheffield VC, Parvari R. Congenital myopathy is caused by mutation in *HACD1*. *Hum Mol Genet.* 2013, 20:22(25), 5229-5236. Equal contribution*

Pode-Shaked B, **Reish O**, Aktuglu-Zeybek C, Kesselman D, Dekel B., Bujanover Y, Anikster Y. The bitterness of Glucose/Galactose: Novel Mutations in *SLCA1* Gene. *J Pediatr Gastroenterol Nutr*, 2014 ,58(1):57-60.

Dovev MN, Vaknin Z, Keidar R, **Reish O**, Meltzer Y, Maymon R. Prenatal diagnosis of triploidy: the experience of Assaf-Harofe Medical Center]. *Harefuah.* 2014, 153(9):518-21, 559. Hebrew.

Dovev MN, Vaknin Z, Keidar R, **Reish O**, Meltzer Y, Maymon R. [Prenatal diagnosis of triploidy: the experience of Assaf-Harofe Medical Center]. *Harefuah.* 2014,153(9):518-21, 559. Hebrew.

Yablonski-Peretz T, Paluch Shimon S, Soussan Gutman L, Kaplan Y, Dvir A, Barnes-Kedar I, Kadury L, Semenysty V, Noa Efrat (Ben Baruch) N, Victoria Neiman V, Yafit Glasser Y, Michaelson-Cohen R, Katz L, Kaufman B, Talia Golan T, **Reish O**, Ayala Hubert A, Safra T, Yaron Y, Friedman E. Screening

NEB schematic presentation and variants location in patients



NEB gene schematic presentation. The gene contains several transcripts ranging from 149-183 exons. The arrows point at specific exons where variants were detected in patients with prenatal AMC.

for germline mutations in breast/ovarian cancer susceptibility genes in high-risk families in Israel. *Breast Cancer Res and Treat*, 2016, 155(1):133-8

Reish O*, Liam A*, Zouella A., Roth Y, Polack-Charcon S., Baboushkin T., Benyamini L., Mussaffi H., Sheffield V., Parvari R. A homozygous *NME7* mutation is associated with *situs inversus totalis* . *Hum Mut*, 2016, 37(8):727-31. Equal contribution*

Feingold-Zadok M, Chitayat D, Chong K, Injeyan M, Shannon P, Chapman D, Maymon R, Pillar N, **Reish O**. Mutations in the *NEB* gene cause fetal akinesia/arthrogryposis multiplex congenita. *Prenat Diagn*. 2016 Dec 9 [Epub ahead of print]



Prof. Eli Sprecher, M.D., Ph.D.

Laboratory of Molecular Dermatology, Department of Dermatology, Tel Aviv Medical Center; Department of Human Molecular Genetics and Biochemistry, Sackler Faculty of Medicine



elisp@tlvmc.gov.il



Dr. Ofer Sarig, Ph.D.



ofers@tlvmc.gov.il

Investigating the Molecular Genetics of Skin Diseases

Positions

Chair, Department of Dermatology, Tel Aviv Medical Center

Professor, Sackler Faculty of Medicine, Tel Aviv university

Research

Our laboratory has been investigating the genetic basis of skin disorders for the past 15 years. Monogenic skin disorders are known to be prevalent among Middle Eastern populations, and at this regard, our laboratory is ideally situated to carry research in that field. These efforts have led to the deciphering of the molecular basis of more than 20 genetic diseases by members of our group. The deciphering of the molecular basis of a monogenic disorder invariably reveals a novel pathway whose

importance is exemplified by the disease resulting from its malfunction. We systematically explore the mechanistic aspects of these new pathways using almost exclusively humanized models such as three-dimensional skin equivalents, hair organ cultures and chimeric mouse models. Once the function of a novel gene product is established, this new knowledge can be translated in the form of new treatments for rare and more common diseases alike. For example, we have found that defective expression of P-cadherin causes hair loss due to disrupted Wnt signaling. We are now developing small inhibitors for this new pathway as a new treatment for conditions associated with excessive hair growth. Based on a similar paradigm we are now also investigating the genetic basis of complex skin traits including psoriasis and pemphigus, a dreadful autoimmune disorder associated with 90% mortality if left untreated.



Artificial human skin grown in vitro



Ex vivo culture of human hair follicles

Publications

- Samuelov L, Sarig O, Harmon RM, Rapaport D, Ishida-Yamamoto A, Isakov O, Koetsier JL, Gat A, Goldberg I, Bergman R, Spiegel R, Eytan O, Geller S, Peleg S, Shomron N, Goh CSM, Wilson NJ, Smith FJD, Pohler E, Simpson MA, McLean WHM, Irvine AD, Horowitz M, McGrath JA, Green KJ, **Sprecher E**. Desmoglein 1 deficiency results in severe dermatitis, multiple allergies and metabolic wasting. *Nat Genet*, 45, 1244-8, 2013.
- Maharshak N, Sagi M, Santos E, **Sprecher E**, Goldberg I. Oesophageal involvement in bullous pemphigoid. *Clin Exp Dermatol*, 38, 274-275, 2013.
- Rozenblat M, Pessach Y, Gat A, Bergman R, **Sprecher E**, Goldberg I. Reactive angioendotheliomatosis presenting as cellulitis. *Clin Exp Dermatol*, 38, 748-750, 2013.
- Sprecher E**, Leung DY. Atopic dermatitis: Scratching through the complexity of barrier dysfunction. *J Allergy Clin Immunol*, 132, 1130-1131, 2013.
- Sarig O, Nahum S, Rapaport D, Ishida-Yamamoto A, Fuchs-Telem D, Qiaoli Li, Cohen-Katsenelson K, Spiegel R, Nousbeck J, Israeli S, Borochowitz ZU, Padalon-Brauch G, Uitto J, Horowitz M, Shalev S, **Sprecher E**. Short stature-onychodysplasia-facial dysmorphism-hypotrichosis (SOFT) syndrome caused by a mutation in *POC1A*. *Am J Hum Genet*, 91, 337-342, 2012.
- Fuchs-Telem D, Padalon-Brauch G, Sarig O, **Sprecher E**. Epidermolytic palmoplantar keratoderma caused by activation of a cryptic splice site in *KRT9*. *Clin Exp Dermatol*, 38, 189-92, 2013.
- Samuelov L, **Sprecher E**, Sugawara K, Singh SK, Tobin DJ, Tsuruta D, Bíró T, Kloepper JE, Paus R. Topobiology of human pigmentation: P-cadherin selectively stimulates hair follicle melanogenesis. *J Invest Dermatol*, Vol. 133, pp. 1591-1600, 2013.
- Goldberg I, Fruchter D, Meilick A, Schwartz ME, **Sprecher E**. Best treatment practices for pachyonychia congenita. *J Eur Acad Dermatol Venereol*, 28, .279-285, 2014.
- Goldsmith T, Fuchs-Telem D, Israeli S, Sarig O, Padalon-Brauch G, Bergman R, Indelman M, **Sprecher E**, Nousbeck J. The sound of silence: autosomal recessive congenital ichthyosis caused by a synonymous mutation in *ABCA12*. *Exp Dermatol*, 22, 251-254, 2013.
- Harmon RM, Simpson CL, Johnson JL, Koetsier JL, Dubash AD, Najor NA, Sarig O, **Sprecher E**, Green KJ. Desmoglein-1/Erbin interaction suppresses ERK activation to support epidermal differentiation. *J Clin Invest*, 123, 1556-1570, 2013.
- Nousbeck J, Padalon-Brauch G, Fuchs-Telem D, Israeli S, Sarig O, Sheffer R, **Sprecher E**. Semi-dominant inheritance in epidermolytic ichthyosis. *J Invest Dermatol*, 133, 2626-2628, 2013.
- Sarig O, Goldsher D, Nousbeck J, Fuchs-Telem D, Cohen-Katsenelson K, Iancu TC, Manov I, Saada A, **Sprecher E**, Mandel H. Infantile mitochondrial hepatopathy is a cardinal feature of MEGDEL association syndrome (3-methylglutaconic aciduria type IV with sensorineural deafness, encephalopathy and Leigh-like syndrome) caused by novel mutations in *SERAC1*. *Am J Med Genet*, 161, 2204-2215, 2013.
- Israeli S, Goldberg I, Fuchs-Telem D, Bergman R, Indelman M, Bitterman-Deutsch O, Harel A, Mashiach Y, Sarig O, **Sprecher E**. Non-syndromic autosomal recessive congenital ichthyosis in the Israeli population. *Clin Exp Dermatol*, 38, 911-916, 2013.
- Fuchs-Telem D, Nousbeck J, Singer A, McGrath JA, Sarig O, **Sprecher E**. New intragenic and promoter region deletion mutations in *FERMT1* underscore genetic homogeneity in Kindler syndrome. *Clin Exp Dermatol*, 39, 361-367, 2014.
- Eytan O, Sarig O, Israeli S, Mevorah B, Basel-Vanagaite L, **Sprecher E**. A novel splice site mutation in *AAGAB* segregates with hereditary punctate palmoplantar keratoderma and congenital hip dysplasia in a large family. *Clin Exp Dermatol*, 39, 182-186, 2014.
- Eytan O, Morice-Picard F, Sarig O, Ezzedine K, Isakov O, Li Q, Ishida-Yamamoto A, Shomron N, Goldsmith T, Fuchs D, Adir N, Uitto J, Orlov SJ, Taieb A, **Sprecher E**. Cole disease results from mutations in *ENPP1*. *Am J Hum Genet*, 93, 752-757, 2013.
- Goldberg I, **Sprecher E**, Schwartz ME, Gaitini D. Comparative study of high-resolution multifrequency ultrasound of the plantar skin in patients with various types of hereditary palmoplantar keratoderma. *Dermatology*, 226, 365-370, 2013.
- Wolchinsky Z, Shvitiel S, Kouwenhoven EN, Putin D, **Sprecher E**, Zhou H, Rouleau M, Aberdam D. Angiomodulin is required for cardiogenesis of embryonic stem cells and is maintained by a feedback loop network of p63 and activin-A. *Stem Cell Res*, 12, 49-59, 2013.
- Dlova NC, Jordaan FH, Sarig O, **Sprecher E**. Autosomal dominant inheritance of central centrifugal cicatricial alopecia in black South Africans. *J Am Acad Dermatol*, 70, 679-682, 2014.

- Goldberg I, Finkel O, Gat A, **Sprecher E**, Martinez de Morentin H. Concomitant occurrence of pyoderma gangrenosum and erythema nodosum in inflammatory bowel disease. *Isr Med Assoc J*, 16, 168-170, 2014.
- Eytan O, Qiaoli L, Nousbeck J, van Steensel MAM, Burger B, Hohl D, Taieb A, Prey S, Bachmann D, Avitan-Hersh E, Chung HJ, Shemer A, Trau H, Bergman R, Fuchs-Telem D, Warshauer E, Israeli S, Itin PH, Sarig O, Uitto J, **Sprecher E**. Increased epidermal expression and absence of mutations in *CARD14* in a series of sporadic PRP patients. *Br J Dermatol*, 170, 1196-1198, 2014.
- Eytan O, Fuchs-Telem D, Mevorach B, Indelman M, Bergman R, Sarig O, Goldberg I, Adir N, **Sprecher E**. Olmsted syndrome caused by a homozygous recessive mutation in *TRPV3*. *J Invest Dermatol*, 134, 1752-1754, 2014.
- Israeli S, Sarig O, Garty BZ, Indelman M, Bergman R, **Sprecher E**, Goldberg I. Molecular analysis of a series of Israeli families with Comèl-Netherton syndrome. *Dermatology*, 228, 183-188, 2014.
- Eytan O, Sarig O, **Sprecher E**, van Steensel MAM. Clinical response to ustekinumab in familial pityriasis rubra pilaris caused by a novel *CARD14* mutation. *Br J Dermatol*, 171, 420-2, 2014.
- Wilson NJ, O'Toole E, Milstone LM, Hansen CD, Shepherd AA, Al-Asadi E, Schwartz ME, McLean WHI, **Sprecher E**, Smith FJD. The molecular genetic analysis of the expanding pachyonychia congenita case collection. *Br J Dermatol*, 171, 343-355, 2014.
- Geller S, Gat A A, Zeeli T, Hafner A, Eming R, Hertl M, **Sprecher E**. The expanding spectrum of IgA pemphigus: a case report and a review of the literature. *Br J Dermatol*, 171, 650-656, 2014.
- Goldsmith T, Eytan O, Magal L, Solomon M, Israeli S, Warshauer E, Grafi-Cohen M, Aberdam D, van Bokhoven H, Zhou JH, Sarig O, **Sprecher E**, Nousbeck J. A novel mutation in *TP63* causing a mild ectodermal dysplasia phenotype. *J Invest Dermatol*, 134, 2277-2280, 2014.
- Nousbeck J, Sarig O, Magal L, Warshauer E, Burger B, Itin P, **Sprecher E**. Mutations in *SMARCAD1* cause autosomal dominant adermatoglyphia and perturb the expression of epidermal differentiation-associated genes. *Br J Dermatol*, 171, 1521-1524, 2014.
- Murrell DF, Marinovic B, Caux F, Prost C, Ahmed R, Wozniak K, Amagai M, Bauer J, Beissert S, Borradori L, Culton D, Fairley JA, Fivenson D, Jonkman MF, Marinkovich MP, Woodley D, Zone J, Aoki V, Bernard P, Bruckner-Tuderman L, Cianchini G, Venning V, Diaz L, Eming R, Grando SA, Hall RP, Hashimoto T, Herrero-González JE, Hertl M, Joly P, Karpati S, Kim J, Kim SC, Korman NJ, Kowalewski C, Lee SE, Rubenstein DR, **Sprecher E**, Yancey K, Zambruno G, Zillikens D, Doan S, Daniel BS, Werth VP. Definitions and Outcome Measures for Mucous Membrane Pemphigoid: Recommendations by an International Panel of Experts. *J Am Acad Dermatol*, S0190-9622, 1871-1874, 2014.
- Mandel H, Shemer R, Khayat M, Indelman M, Chervinski I, Vladovski M, Iancu TC, Horovitz Y, **Sprecher E**, Shalev SA, Spiegel R. Clinicopathological manifestations of variant late infantile neuronal ceroid lipofuscinosis (vLINCL) caused by a novel mutation in *MFSD8* gene. *Eur J Med Genet*, 57, 607-612, 2014.
- Mazor RD, Manevich-Mazor M, Kesler A, Aizenstein O, Eshed I, Jaffe R, Pessach Y, Goldberg I, **Sprecher E**, Yaish I, Gural A, Ganzel C, Shoenfeld Y. Clinical considerations and key issues in the management of patients with Erdheim-Chester Disease: a seven case series. *BMC Medicine*, 12, 221, 2014.
- Samuelov L, Sarig O, Gat A, **Sprecher E**. Extensive lentigo simplex, linear epidermolytic nevus and epidermolytic nevus comedonicus caused by a somatic mutation in *KRT10*. *Br J Dermatol*, 173, 293-296, 2015.
- van der Velden J, van Geel M, Nellen R, Jonkman M, McGrath J, Nanda A, **Sprecher E**, van Steensel M; McLean I, Cassidy A. Novel *TGM5* mutations in acral peeling skin syndrome. *Exp Dermatol*, 24, 285-289, 2015.
- Li Q, Chung HJ, Ross N, Keller M, Andrews J, Kingman J, Sarig O, Fuchs-Telem D, **Sprecher E**, Uitto J. Analysis of *CARD14* Polymorphisms in Pityriasis Rubra Pilaris: Activation of NF- κ B. *J Invest Dermatol*, 135, 1905-1908, 2015.
- Zeeli T, Padalon-Brauch G, Ellenbogen E, Gat A, Sarig O, **Sprecher E**. Pyoderma gangrenosum, acne and ulcerative colitis in a patient with a novel mutation in the *PSTPIP1* gene. *Clin Exp Dermatol*, 40, 367-372, 2015.
- Warshauer E, Samuelov L, Sarig O, Vodo D, Bindereif A, Kanaan M, Gat U, Fuchs-Telem D, Shomron N, Farberov L, Pasmanik-Chor M, Nardini G, Winkler E, Meilik B, Petit I, Paus R, **Sprecher E**, Nousbeck J. *RBM28*, a protein deficient in ANE syndrome, regulates hair follicle growth via miR-203 and p63. *Exp Dermatol*, 24, 618-22, 2015.
- McAleer MA, Pohler E, Smith FJ, Wilson NJ, Cole C, MacGowan S, Koetsier JL, Godsel LM, Harmon RM, Gruber R, Crumrine D, Elias PM, McDermott

- M, Butler K, Broderick A, Sarig O, **Sprecher E**, Green KJ, McLean WH, Irvine AD. Severe dermatitis, multiple allergies, and metabolic wasting syndrome caused by a novel mutation in the N-terminal plakin domain of desmoplakin. *J Allergy Clin Immunol*, 136, 1268-1276, 2015.
- Mashiah J, Harel A, Bitterman O, Sagi L, Gat A, Fellig Y, Ben-Shachar S, **Sprecher E**. Isotretinoin treatment of autosomal recessive congenital ichthyosis complicated by co-existing dysferlinopathy. *Clin Exp Dermatol*, 41, 390-393, 2016.
- Vodo D, Sarig O, Peled A, Frydman M, Greenberger S, **Sprecher E**. Autosomal dominant cutis laxa resulting from an intronic mutation in *ELN*. *Exp Dermatol*, 24, 885-887, 2016.
- Schiller S, Seebode C, Wieser G, Goebbels S, Ruhwedel T, Horowitz M, Rapaport D, Sarig O, **Sprecher E**, Emmert S. Non-keratinocyte SNAP29 influences epidermal differentiation and hair follicle formation in mice. *Exp Dermatol*, 25, 647-9, 2016.
- Pavlovsky M, Samuelov L, **Sprecher E**, Matz H. NB-UVB phototherapy for generalized granuloma annulare. *Dermatol Ther*, 29, 152-154, 2016.
- Tekin B, Yucelten D, Beleggia F, Sarig O, **Sprecher E**. Papillon-Lefèvre syndrome: Case series of 6 patients and identification of a novel mutation. *Int J Dermatol*, 55, 898-902, 2016.
- Geller S, Gat A, Harel A, Mashiah J, Zeeli T, Eming R, Ishii N, Hertl M, Hashimoto T, Sprecher E. Childhood pemphigus foliaceus with exclusive immunoglobulin G autoantibodies to desmocollins. *Pediatr Dermatol*, 33, e10-3, 2016.
- Schiller SA, Seebode C, Wieser GL, Goebbels S, Möbius W, Horowitz M, Sarig O, Sprecher E, Emmert S. Establishment of two mouse models for CEDNIK syndrome reveals the pivotal role of SNAP29 in epidermal differentiation. *J Invest Dermatol*, 136, 672-679, 2016.
- Khamaysi Z, Bochner R, Indelman M, Magal L, Avitan-Hersh E, Sarig O, Sprecher E, Bergman R. Segmental basal cell nevus syndrome caused by an activating mutation in *Smoothed*. *Br J Dermatol*, 175, 178-181, 2016.
- Eskin-Schwartz M, Metzger Y, Peled A, Weissglas-Volkov D, Malchin N, Gat A, Vodo D, Mevorah B, Shomron N, Sprecher E, Sarig O. Somatic mosaicism for a "lethal" *GJB2* mutation results in a patterned form of spiny hyperkeratosis without eccrine involvement. *Ped Dermatol*, 33, 322-326, 2016.
- Mashiah Y, Kutz A, Ben Ami R, Savion M, Goldberg I, Gan Or T, Zidan O, Sprecher E, Harel A. Tinea capitis outbreak among pediatric refugee population, an evolving health care challenge. *Mycoses*, 59, 553-537, 2016.
- Vodo D, Sarig O, Geller S, Ben-Asher E, Olender T, Bochner R, Goldberg I, Nosgorodsky J, Alkelai A, Tatarsky P, Peled A, Baum S, Barzilai A, Ibrahim SM, Zillikens D, Lancet D, **Sprecher E**. Identification of a functional risk variant for pemphigus vulgaris in the *ST18* gene. *PLoS Genetics*, 12:e1006008, 2016.
- Pigors M, Sarig O, Heinz L, Plagnol V, Fischer J, Mohamad J, Malchin N, Rajpopat S, Kharfi M, Lestringant GG, **Sprecher E**, Kelsell DP, Blaydon DC. Loss-of-function mutations in *SERPINB8* linked to exfoliative ichthyosis with impaired mechanical stability of intercellular adhesions. *Am J Hum Genet*, 99, 430-436, 2016.
- Malchin N, Sarig O, Grafi-Cohen M, Geller S, Goldberg I, Shani A, Gat A, **Sprecher E**, Mashiah JA novel homozygous deletion in *EXPH5* causes a skin fragility phenotype: case report and literature review. *Clin Exp Dermatol*, in press, 2016.
- Eskin-Schwartz M, Drozhdina M, Sarig O, Gat A, Jackman T, Isakov O, Shomron N, Samuelov L, Malchin N, Peled A, Vodo D, Hovnanian A, Ruzicka T, Koshkin S, Harmon B, Koetsier JL, Green K, Paller A, **Sprecher E**. Epidermolytic ichthyosis sine epidermolysis. *Am J Dermatopathol*, in press, 2016.
- Lin Z, Li S, Feng C, Yang S, Wang H, Ma D, Zhang J, Gou M, Bu D, Zhang T, Kong X, Wang X, Sarig O, Ren Y, Dai L, Liu H, Zhang J, Li F, Hu Y, Padalon-Brauch G, Vodo D, F Zhou, Chen T, Deng H, **Sprecher E**, Yang Y, Tan X. Stabilizing mutations of KLHL24 ubiquitin 1ligase cause loss of keratin 14 and human skin fragility. *Nat Genet*, in press, 2016.
- Bochner R, Samuelov L, Sarig O, Li Q, Adase CA, Isakov O, Malchin N, Vodo D, Shayevitch R, Peled A, Yu BD, Fainberg G, Warshauer E, Adir N, Erez N, Gat A, Gottlieb Y, Rogers T, Pavlovsky M, Goldberg I, Shomron N, Sandilands A, Campbell LE, MacCallum S, McLean WHI, Ast G, Gallo RL, Uitto J, **Sprecher E**. Calpain 12 function revealed through the study of an atypical case of autosomal recessive congenital ichthyosis. *J Invest Dermatol*, in press, 2016.
- Peled A, Sarig O, Samuelov L, Bertolini M, Ziv L, Weissglas-Volkov D, Eskin-Schwartz M, Adase CA, Malchin N, Bochner R, Fainberg G, Goldberg I, Sugawara K, Baniel A, Tsuruta D, Luxenburg C, Adir N, Duverger O, Morasso M, Shalev S, Gallo RL, Shomron N, Paus R, **Sprecher E**. Mutations in *TSPEAR*, Encoding a Regulator of Notch Signaling, Affect Tooth and Hair Follicle Morphogenesis. *PLoS Genetics*, in press, 2016.

Ü Basmanav FB, Cau L, Tafazzoli A, Méchin MC, Wolf S, Romano MT, Valentin F, Wiegmann H, Huchenq A, Kandil R, Garcia Bartels N, Kilic A, George S, Ralser DJ, Bergner S, Ferguson DJ, Oprisoreanu AM, Wehner M, Thiele H, Altmüller J, Nürnberg P, Swan D, Houniet D, Büchner A, Weibel L, Wagner N, Grimalt R, Bygum A, Serre G, Blume-Peytavi U, **Sprecher E**, Schoch S, Oji V, Hamm H, Farrant P, Simon M, Betz RC. Mutations in Three Genes Encoding Proteins Involved in Hair Shaft Formation Cause Uncombable Hair Syndrome. *Am J Hum Genet*, in press, 2017

Samuelov L, Li Q, Bochner R, Najor N, Albrecht L, Malchin N, Goldsmith T, Grafi-Cohen M, Vodo D, Fainberg G, Meilik B, Goldberg I, Warshauer E, Rogers T, Edie S, Ishida-Yamamoto A, Burzenski L, Erez N, Murray SA, Irvine AD, Shultz LD, Green K, Uitto J, **Sprecher E**, Sarig O. SVEP1 plays a crucial role in epidermal differentiation, *Exp Dermatol*, in press, 2017

Mohamed J, Malchin N, Shalev S, Sarig O, **Sprecher E**. ARCI7 revisited and re-positioned. *J Invest Dermatol*, in press, 2017

Peled A, Sarig O, Samuelov L, Bertolini M, Ziv L, Weissglas-Volkov D, Eskin-Schwartz M, Adase CA, Malchin N, Bochner R, Fainberg G, Goldberg I, Sugawara K, Baniel A, Tsuruta D, Luxenburg C, Adir N, Duverger O, Morasso M, Shalev S, Gallo RL, Shomron N, Paus R, **Sprecher E**. Mutations in *TSPEAR*, Encoding a Regulator of Notch Signaling, Affect Tooth and Hair Follicle Morphogenesis. *PLoS Genetics*, in press, 2017

Review

Sprecher E. What's in a disease name? *Br J Dermatol*, 170, 1005-1007, 2014.

Grants

2014-2017 Israel Science Foundation-National Science Foundation of China Joint Scientific Research Program: "The genetic foundations of pemphigus vulgaris". Investigators: Eli Sprecher (PI), Xuejun Zhang (PI), Ofer Sarig (co-PI), Xianfa Tang (co-PI), Xianbo Zuo (co-PI), Hui Chen (co-PI), Fusheng Zhou (co-PI)

2014-2018 Binational Science Foundation: "Modulation of IGFBP7 expression as a new therapeutic approach in psoriasis". Investigators: Eli Sprecher (PI) and Peter Marinkovitch (PI)

2017-2020 COST: "A European Network for Connective Tissue Calcifying Diseases". Investigators: PI Ludovic Martin (PI); Eli Sprecher et al (co-PIs)

2017-2019 Kamin Fund, Israel Ministry of Economy: "SAM9 as a molecular target for the treatment of skin inflammatory diseases" PI: Eli Sprecher, Co-PI: Ofer Sarig



Prof. Sidi Yechezkel, M.D.

The Laboratory for Molecular Cell Biology
Head, Department of Medicine C and
Laboratory of Molecular Cell Biology,



Yechezkel.Sidi@sheba.health.gov.il



Prof. Eli Schwartz, M.D.

Head of the Center for Geographic Medicine
and Tropical Diseases, and
Department of Medicine C

Eli.schwartz@sheba.health.gov.il



Dr. Avni Dror, Ph.D.

Manager, Laboratory of Molecular Cell Biology

droravni@msn.com, Dror.
Avni@sheba.health.gov.il

The Lab for microRNA Research

microRNAs in human disorders: Psoriasis

One of the main research subjects in the lab is the involvement of miRNAs in the psoriasis. We found that the miRNAs' expression differs between psoriatic and normal skin. Some of these miRNAs are involved in biochemical cycles which regulate skin development and others regulate the interplay between immunocytes and keratinocytes. We are exploring how the expression of these miRNAs is regulated and how they affect the pathogenesis of the disease.

Skin cancer squamous cell carcinoma (SCC)

Skin carcinogenesis, as in most other cancer types, is believed to be a multi-step process with several steps along its malignant evolution: Solar elastosis (SE), actinic keratosis (AK or KIN1-2), a more advanced stage of AK; (KIN3) and CSCC. Using high-throughput deep sequence analysis of five stages along the malignant evolution we clearly see that miRNAs expression is distinct in

each of the predefined five stages of malignant progression, a typical signature characterizes each stage. Currently we are investigating the biochemical pathways regulated by these miRNAs and their role in the malignant transformation of keratinocytes.



The lab researchers and students

Parasites exosomal miRNAs as diagnostic tool and their effect on host immune cells

Parasitic infections are responsible for considerable human suffering. Currently, diagnosis and management of parasitic infections is challenging in many settings. We hypothesize that pathogen-specific miRNA can be utilized to understand, diagnose and manage parasitic infections. We have undertaken a pilot study of schistosomiasis as preliminary proof-of-concept for need and feasibility of miRNA-based diagnosis for parasitic infections. Schistosomiasis is a parasitic disease caused by helminthes (blood-flukes) of the genus *Schistosoma* that affects more than 200 million people, mostly in the developing world. Infection in returning travelers has received increasing attention, including among Israeli travelers. We were able to detect the presence of schistosomal miRNAs in the micro-vesicles fraction harvested from the patient sera. The *Schistosoma* parasites have developed multiple mechanisms for modulating or suppressing host immunity. We hypothesize that the adult *Schistosoma* utilizes secreted exosomes as a mechanism to manipulate and escape the immune system. Currently, we have data suggesting this hypothesis.

The lab researchers and students. PhD students: Mizrahi Adi, Masalha Moamen (MD/PhD student); Postdoc fellow: Dr Layani Adi; Former lab members - PhD students: Dr Lerman Galya, Dr Zehavi Liron, Dr Bonen Hamutal; M.Sc students: Vestin Assaf, Volman Ella, Weinstein Jonathan; Scientist: Dr Elharrar Einat. Location: Sheba Medical Center.

Publications

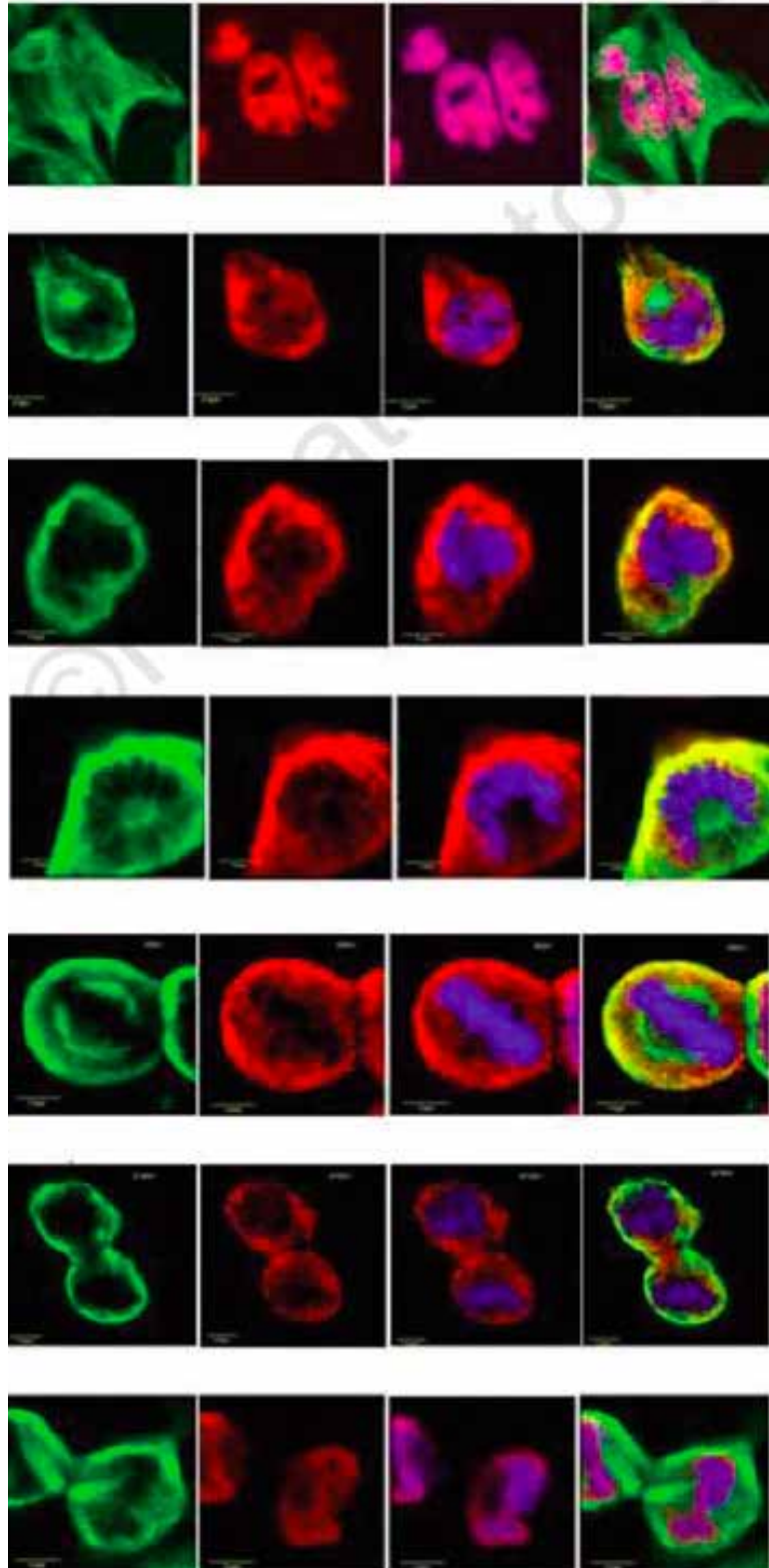
Meningher T., Lerman G., Regev-Rudzki, N., Gold D., Ben-Dov I., Sidi., Avni D., Schwartz, E. Schistosomal miRNAs isolated from Extracellular Vesicles in sera of infected patients; a new tool for diagnosis and follow-up of human schistosomiasis. *The Journal of Infectious Diseases* (accepted for publication), doi:10.1093/infdis/jiw539.

Elharrar E., Moamen M., Lerman G., Leibowitz-Amit R., Kassem R., Moti Harats M., Sidi Y., Avni D. Positive-negative feedback loop between miR-197 and IL-17A signaling in human keratinocytes. *Immunome Research* 2016 125:1.

Zehavi L., Hagit Schayek H., Jacob-Hirsch J., Sidi Y., Leibowitz-Amit L., and Avni D. MiR-377 targets E2F3 and alters the NF-kB signaling pathway through MAP3K7 in malignant melanoma *Mol Cancer*. 2015 (14):68.

Lerman G., Sharon M., Leibowitz-Amit R., Sidi Y., Avni D. The crosstalk between IL-22 signaling and miR-197 in human keratinocytes (2014) *PLoS ONE*. 9(9):e107467.

Immunology & Hematology



Cell cycle-dependent localization of codanin-1. Credit: Noy-Lotan et al. Haematologica 94:629-37, 2009



Prof. Hannah Tamary, M.D.

Molecular Hematology Laboratory
Felsenstein Medical Research Center
Sackler Faculty of Medicine



htamary@post.tau.ac.il

Molecular and Cellular Studies of Rare Disorders of Hematopoiesis

Positions

Professor of Pediatrics, Sackler Faculty of Medicine
Director, Hematology Unit, Schneider Children's Medical Center of Israel

Research

We study rare hematological disorders, using different cellular model systems. The roles of codanin-1 in normal hematopoiesis and in the pathogenesis of congenital dyserythropoietic anemia type I (CDA I). CDA I is a rare disorder causing anemia and bone abnormalities. We have identified CDAN1, the gene causing CDA I, in 2002, by linkage analysis. Codanin-1, encoded by CDAN1, is ubiquitously expressed and necessary for early embryonic development. However, its roles in hematopoiesis are not known. We generated erythroid tissue specific KO mice, and identified early anemia and embryonic lethality caused by a complete lack of



Cdani erythroid conditional mice embryo are small and pale, with no visible erythropoiesis in the fetal liver.

codanin-1. We are also utilizing other model systems for the disease, including K562 cell line, murine fetal liver erythroid differentiation system, and primary human erythroid cultures. Understanding the roles of codanin-1 in red blood cells development may shed light on specialized processes involved in erythropoiesis. Even more significant, elucidating the role of codanin-1 in CDA I may help develop novel therapeutic approaches to alleviate the anemia in these patients.

The pathomechanisms of severe congenital neutropenia and cyclic neutropenia through patients will be understood by using derived induced pluripotent stem cells. We use the cutting edge technology of induced pluripotent stem cells generated from patients with congenital neutropenia as a model system for severe congenital neutropenia and cyclic neutropenia, caused by ELANE mutations. We aim to define the granulopoietic defects caused by these mutations, establish a genotype-phenotype correlation of iPSC lines carrying ELANE mutations causing both diseases, and study novel potential therapies by pharmacological correction of the granulopoietic defects detected.

Publications

Iolascon A, Heimpel H, Wahlin A, **Tamary H**. Congenital dyserythropoietic anemias: molecular insights and diagnostic approach. *Blood* 122:2162-6, 2013.

Lebel A, Yacobovich J, Krasnov T, Koren A, Levin C, Kaplinsky C, Ravel-Vilk S, Laor R, Attias D, Ben Barak A, Shtager D, Stein J, Kuperman A, Miskin H, Dgany O, Giri N, Alter BP, **Tamary H**. Genetic analysis and clinical picture of severe congenital neutropenia in Israel. *Pediatr Blood Cancer*. 62(1):103-8, 2015.

Shalev H, Al-Athamen K, Levi I, Levitas A, **Tamary H**. Morbidity and mortality of adult patients with

congenital dyserythropoietic anemia type I. Eur J Haematol. 2016.

Steinberg Shemer O, Keel S, Dgany O, Walsh T, Noy-Lotan S, Krasnov T, Yacobovich J, Quarello P, Ramenghi U, King MC, Shimamura A, **Tamary H**. Diamond Blackfan Anemia – an Evasive Diagnosis in a Non-Classical Patient. J Pediatr Hematol Oncol. 2016;38(7):e260-2.

Amir AZ, Horev G, Yacobovich J, Bennett M, **Tamary H**. Distal limb anomalies in patients with congenital dyserythropoietic anemia. Am J Med Genet A. 2016.

Shalev H, Al-Athamen K, Levi I, Levitas A, **Tamary H**. Morbidity and mortality of adult patients with congenital dyserythropoietic anemia type I Eur J Haematol. 2017;98(1):13-18

Tanous O, Steinberg Shemer O, Yacobovich J, Zoldan M, Horovitz Y, Yaniv I, Rabizadeh E, **Tamary H**, Nakav S, Lahav J. Evaluating platelet function disorders in children with bleeding tendency - A single center study Platelets. 2017;6:1-6

Gilad O, Shemer OS, Dgany O, Krasnov T, Nevo M, Noy-Lotan S, Rabinowicz R, Amitai N, Ben-Dor S, Yaniv I, Yacobovich J, **Tamary H** Molecular diagnosis of α -thalassemia in a multiethnic population Eur J Haematol. 2017;98(6):553-562

Iolascon A, Andolfo I, Barcellini W, Corcione F, Garçon L, Franceschi LD, Pignata C, Graziadei G, Pospisilova D, Rees DC, de Montalembert M, Rivella S, Gambale A, Russo R, Ribeiro L, Vives-Corrons J, Aguilar Martinez P, Kattamis A, Gulbis B, Cappellini MD, Roberts I, **Tamary H**. Recommendations regarding

splenectomy in hereditary hemolytic anemias Haematologica. 2017;102(8):1304-1313.

Seo A, Ben-Harosh M, Sirin M, Stein J, Dgany O, Kapelushnik J, Hoenig M, Pannicke U, Lorenzm M, Schwarz K, Stockklausner C, Walsh T, Gulsuner S, Lee MK, Sendamarai A, Sanchez-Bonilla M, King MC, Cario H, Kulozik AE, Debatin KM, Schulz A, **Tamary H**, Shimamura A Bone marrow failure unresponsive to bone marrow transplant is caused by mutations in thrombopoietin Blood. 2017;130(7):875-880

Resnitzky P, Shaft D, Shalev H, Kapelushnik J, Dgany O, Krasnov T, **Tamary H**. Morphological features of congenital dyserythropoietic anemia type I: The role of electron microscopy in diagnosis Eur J Haematol. 2017;99(4):366-371.

Da Costa L, O'Donohue MF, van Dooijeweert B, Albrecht K, Unal S, Ramenghi U, Leblanc T, Dianzani I, **Tamary H**, Bartels M, Gleizes PE, Wlodarski M, MacInnes AW Molecular approaches to diagnose Diamond-Blackfan anemia: The EuroDBA experience. Eur J Med Genet. 2017;S1769-7212(17)

Grants

- 2016-2018 Understanding the pathomechanisms of severe congenital neutropenia and cyclic neutropenia through patients derived induced pluripotent stem cells. Germany Israel Foundation (GIF)
- 2016-2019 The European Diamond-Blackfan Anemia Consortium. E-Rare



Prof. Raz Somech, M.D., Ph.D.

Jeffrey Modell Foundation Center for
Clinical and Research Excellence in Primary
Immunodeficiencies
Edmond & Lily Safra Children's Hospital, Sheba
Medical Center
Departments of Pediatrics, Educational Medicine,
Immunology, Sackler Faculty of Medicine



raz.somech@sheba.health.gov.il

Primary Immunodeficiencies (PIDs) – From Bed to Bench and Back

Positions

Head, Pediatric Department, Immunology Services

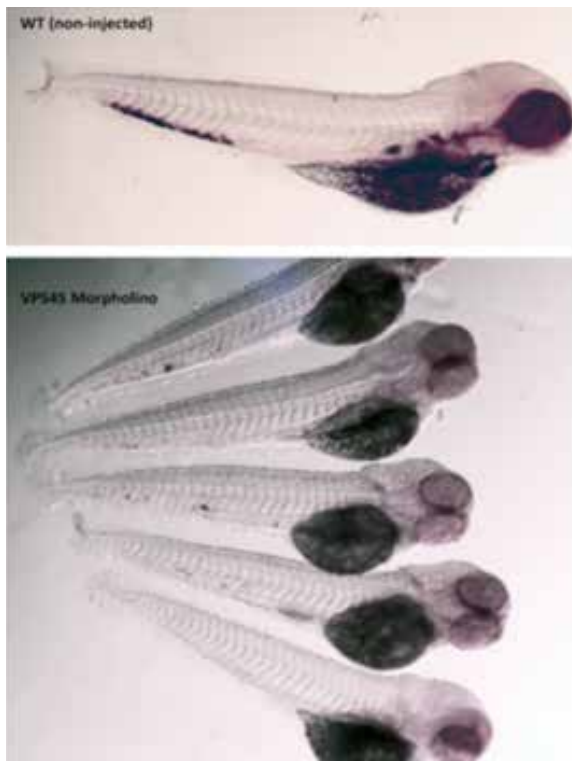
Research

Our research focuses on:

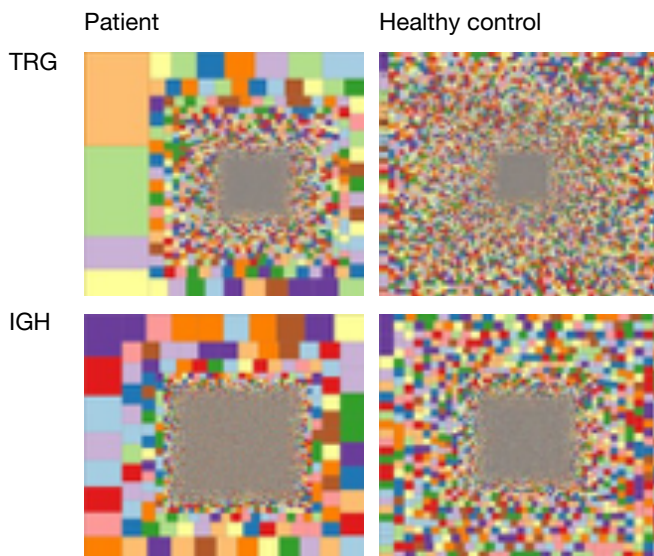
1. Primary immunodeficiencies - finding and characterizing novel diseases
2. Newborn screening for immunodeficiency

3. Investigating fetal immunity in health and diseases
4. Next generation sequencing to illustrate and understand for T and B cell receptor repertoires

Our pediatric immunology clinic and laboratory are dedicated to the diagnostic evaluation, treatment, monitoring and research of patients with disorders of the immune system, including congenital immunodeficiencies and autoimmune diseases. In addition, we are leading Israel in the field of newborn screening for severe immunodeficiency and recently became the national laboratory for validating results obtained from this program. We are acknowledged as a “Jeffrey Modell Diagnostic and Research Center for Primary Immunodeficiency” (www.jmfworld.org) – which is the “gold standard” benchmark for excellence in this field. Part of our service is in-house laboratory which is well-experienced in the most advanced immunological and molecular assays that are used world-wide to assess immune function. We are interested in thymus functions in health (embryonic development and neonates) and in PIDs, as reflected by V(D)J rearrangement and thymic output of T cells, as well as B cell development, using advanced molecular methods, such as TREC and , KREC analyses and next generation sequencing (NGS). We use whole exome sequencing (WES) to discover new PIDs. This approach led us to identify to date several novel mutations that cause inherited PIDs. We found that mutations in two of these mutated novel genes, *VPS45* (*New England Journal of Medicine*, 2013) and *STN1* (*Journal of Experimental Medicine*, 2016) cause syndromic PIDs, i.e. severe congenital neutropenia (SCN5) and Coats plus, respectively. In our large PID cohort of patients some mutations were found in genes that have not been known until now to be involved in the development of the immune system. We continue to find such mutations in novel genes that cause PIDs



Myeloperoxidase signals in wild-type and *Vps45* knockdown zebrafish embryos. In situ hybridization of WT non-injected embryo and five *VPS45* deficient morpholino injected embryos 5 days after fertilization. Results of whole-mount in situ hybridization with the use of a digoxigenin-labeled RNA probe against zebrafish myeloperoxidase are shown. The myeloperoxidase detects neutrophils in the caudal hematopoietic tissue.



Immune repertoire determined by NGS for Ataxia Telangiectasia (AT) patient. Tree map representation of T cell receptor Gamma (TRG) and B cell Immunoglobulin heavy chain (IGH) repertoires in PBMCs samples from patient with AT deficiency and healthy control. Each dot represents a unique V to J joining and the size of the dot represents relative frequency within that sample. The dominant and expanded clones in TRG and IGH repertoires of a patient with AT deficiency can be noted.

with atypical clinical characteristics and study their pathophysiology mechanisms, using also a zebra fish model. Characterization of proteins encoded by the activity of these genes in immune cells of patients compared with those of healthy individuals enable us a better understanding of the development and function of the immune system, as well as designing new targeted drugs or gene therapy to the immune deficiency the patients suffer from. Another interest in our lab is to investigate T and B cell development and repertoire productions in health and disease including the development of the immune system in fetal life (*Science Translational Medicine*, 2015). We have used traditional methodologies (e.g. flow cytometry or PCR analysis) to illustrate cell repertoire in patients with immunodeficiency, autoimmunity and in developing human embryos. Yet the recent development of next generation sequencing (NGS) techniques enabled analysis of these immune repertoires to a depth that was unreachable before. This was already used by us in various pathologic conditions including immunodeficiencies, autoimmune disorders and infections. One of the advantages of the NGS technology over the traditional methodologies for investigation of the expanded clones and for clinical follow-up is that it ensures finding of the clonal receptor rearrangements in every patient due to the enormous depth of sequencing. It allows for the detection of multiple sub-clones, specific preferential usage of V, D and J gene segments

and complementarity determining region 3 (CDR3) characteristics and to look for clonotypic sharing in patients with a similar disease. In addition, with the use of the CRISPR-Cas9 genome editing platform, we are modeling relevant primary immunodeficiency causing genes, such as RAG1/2, DCLRE1C (artemis) and ATM in wild type human lymphocytic cell-lines, and are using this 'bed to bench and back' approach to correct these mutated genes as a strategy to develop innovative curative gene correction therapy in patients' cells.

Publications

Simon, A. J., Lev, A., Zhang, Y., Weiss, B., Rylova, A., Eyal, E., Kol, N., Barel, O., Cesarkas, K., Soudack, M., Greenberg-Kushnir, N., Rhodes, M., Wiest, D. L., Schiby, G., Barshack, I., Katz, S., Pras, E., Poran, H., Reznik-Wolf, H., Ribakovsky, E., Simon, C., Hazou, W., Sidi, Y., Lahad, A., Katzir, H., Sagie, S., Aqeilan, H. A., Glousker, G., Amariglio, N., Tzfati, Y., Selig, S., Rechavi, G. & **Somech, R.** (2016) Mutations in STN1 cause Coats plus syndrome and are associated with genomic and telomere defects, *The Journal of Experimental Medicine*.

Rechavi, E., Levy-Mendelovich, S., Stauber, T., Shamash, J., Reinstein, S., Vernitsky, H., Adam, D., Simon, A. J., Lev, A., Raas-Rothschild, A. & **Somech, R.** (2016) Combined immunodeficiency in a patient with mosaic monosomy 21, *Immunologic Research*. 64, 841-7.

Rechavi, E., Lev, A., Eyal, E., Barel, O., Kol, N., Barhom, S. F., Pode-Shakked, B., Anikster, Y., **Somech, R.** & Simon, A. J. (2016) A Novel Mutation in a Critical Region for the Methyl Donor Binding in DNMT3B Causes Immunodeficiency, Centromeric Instability, and Facial Anomalies Syndrome (ICF), *Journal of Clinical Immunology*.

4. Levy-Mendelovich, S., Rechavi, E., Abuzaitoun, O., Vernitsky, H., Simon, A. J., Lev, A. & **Somech, R.** (2016) Highlighting the problematic reliance on CD18 for diagnosing leukocyte adhesion deficiency type 1, *Immunologic Research*. 64, 476-82.

5. Rechavi, E., Lev, A., Lee, Y. N., Simon, A. J., Yinon, Y., Lipitz, S., Amariglio, N., Weisz, B., Notarangelo, L. D. & **Somech, R.** (2015) Timely and spatially regulated maturation of B and T cell repertoire during human fetal development, *Science Translational Medicine*. 7, 276ra25.

6. Meerschaut, I., Bordon, V., Dhooge, C., Delbeke, P., Vanlander, A. V., Simon, A., Klein, C., Kooy, R. F., **Somech, R.** & Callewaert, B. (2015) Severe congenital neutropenia with neurological impairment due to

a homozygous VPS45 p.E238K mutation: A case report suggesting a genotype-phenotype correlation. *American Journal of Medical Genetics Part A*.

Machnes-Maayan, D., Lev, A., Katz, U., Mishali, D., Vardi, A., Simon, A. J. & **Somech, R.** (2015) Insight into normal thymic activity by assessment of peripheral blood samples, *Immunologic Research*. 61, 198-205.

Dar, N., Gothelf, D., Korn, D., Frisch, A., Weizman, A., Michaelovsky, E., Carmel, M., Yeshayahu, Y., Dubnov-Raz, G., Pessach, I. M., Simon, A. J., Lev, A. & **Somech, R.** (2015) Thymic and bone marrow output in individuals with 22q11.2 deletion syndrome, *Pediatric Research*. 77, 579-85.

Yeshayahu, Y., Asaf, R., Dubnov-Raz, G., Schiby, G., Simon, A. J., Lev, A. & **Somech, R.** (2014) Testicular failure in a patient with G6PC3 deficiency, *Pediatric Research*.

Simon, A. J., Lev, A., Jeison, M., Borochowitz, Z. U., Korn, D., Lerenthal, Y. & **Somech, R.** (2014) Novel SMARCAL1 bi-allelic mutations associated with a chromosomal breakage phenotype in a severe SIOD patient, *Journal of clinical Immunology*. 34, 76-83.

Lev, A., Simon, A. J., Ben-Ari, J., Takagi, D., Stauber, T., Trakhtenbrot, L., Rosenthal, E., Rechavi, G., Amariglio, N. & **Somech, R.** (2014) Co-existence of clonal expanded autologous and transplacental-acquired maternal T cells in recombination activating gene-deficient severe combined immunodeficiency, *Clinical and Experimental Immunology*. 176, 380-6.

Kraus, M., Lev, A., Simon, A. J., Levran, I., Nissenkorn, A., Levi, Y. B., Berkun, Y., Efrati, O., Amariglio, N., Rechavi, G. & **Somech, R.** (2014) Disturbed B and T cell homeostasis and neogenesis in patients with ataxia telangiectasia. *Journal of Clinical Immunology*.

Vilboux, T., Lev, A., Malicdan, M. C., Simon, A. J., Jarvinen, P., Racek, T., Puchalka, J., Sood, R., Carrington, B., Bishop, K., Mullikin, J., Huizing, M., Garty, B. Z., Eyal, E., Wolach, B., Gavrieli, R., Toren, A., Soudack, M., Atawneh, O. M., Babushkin, T., Schiby, G., Cullinane, A., Avivi, C., Polak-Charcon, S., Barshack, I., Amariglio, N., Rechavi, G., van der Werff ten Bosch, J., Anikster, Y., Klein, C., Gahl, W. A. & **Somech, R.** (2013) A congenital neutrophil defect syndrome associated with mutations in VPS45. *New England Journal of Medicine*. 369, 54-65.

Somech, R., Lev, A., Simon, A. J., Korn, D., Garty, B. Z., Amariglio, N., Rechavi, G., Almashanu, S., Zlotogora, J. & Etzioni, A. (2013) Newborn screening for severe T and B cell immunodeficiency in Israel: a pilot study. *IMAJ*. 15, 404-9.

15. **Somech, R.**, Lev, A., Grisaru-Soen, G., Shiran, S. I., Simon, A. J. & Grunebaum, E. (2013) Purine nucleoside phosphorylase deficiency presenting as severe combined immune deficiency, *Immunologic Research*. 56, 150-4.

Pode-Shakked, N., Shukrun, R., Mark-Danieli, M., Tsvetkov, P., Bahar, S., Pri-Chen, S., Goldstein, R. S., Rom-Gross, E., Mor, Y., Fridman, E., Meir, K., Simon, A., Magister, M., Kaminski, N., Goldmacher, V. S., Harari-Steinberg, O. & Dekel, B. (2013) The isolation and characterization of renal cancer initiating cells from human Wilms' tumour xenografts unveils new therapeutic targets, *EMBO Molecular Medicine*. 5, 18-37.

Lev, A., Simon, A. J., Broides, A., Levi, J., Garty, B. Z., Rosenthal, E., Amariglio, N., Rechavi, G. & **Somech, R.** (2013) Thymic function in MHC class II-deficient patients. *Journal of Allergy and Clinical Immunology*. 131, 831-9.

18. **Somech, R.**, Lev, A., Simon, A. J., Hanna, S. & Etzioni, A. (2012) T- and B-cell defects in a novel purine nucleoside phosphorylase mutation. *Journal of Allergy and Clinical Immunology*. 130, 539-42.

19. Lev, A., Simon, A. J., Trakhtenbrot, L., Goldstein, I., Nagar, M., Stepensky, P., Rechavi, G., Amariglio, N. & **Somech, R.** (2012) Characterizing T Cells in SCID Patients Presenting with Reactive or Residual T Lymphocytes, *Clinical & Developmental Immunology*. 2012, 261470.

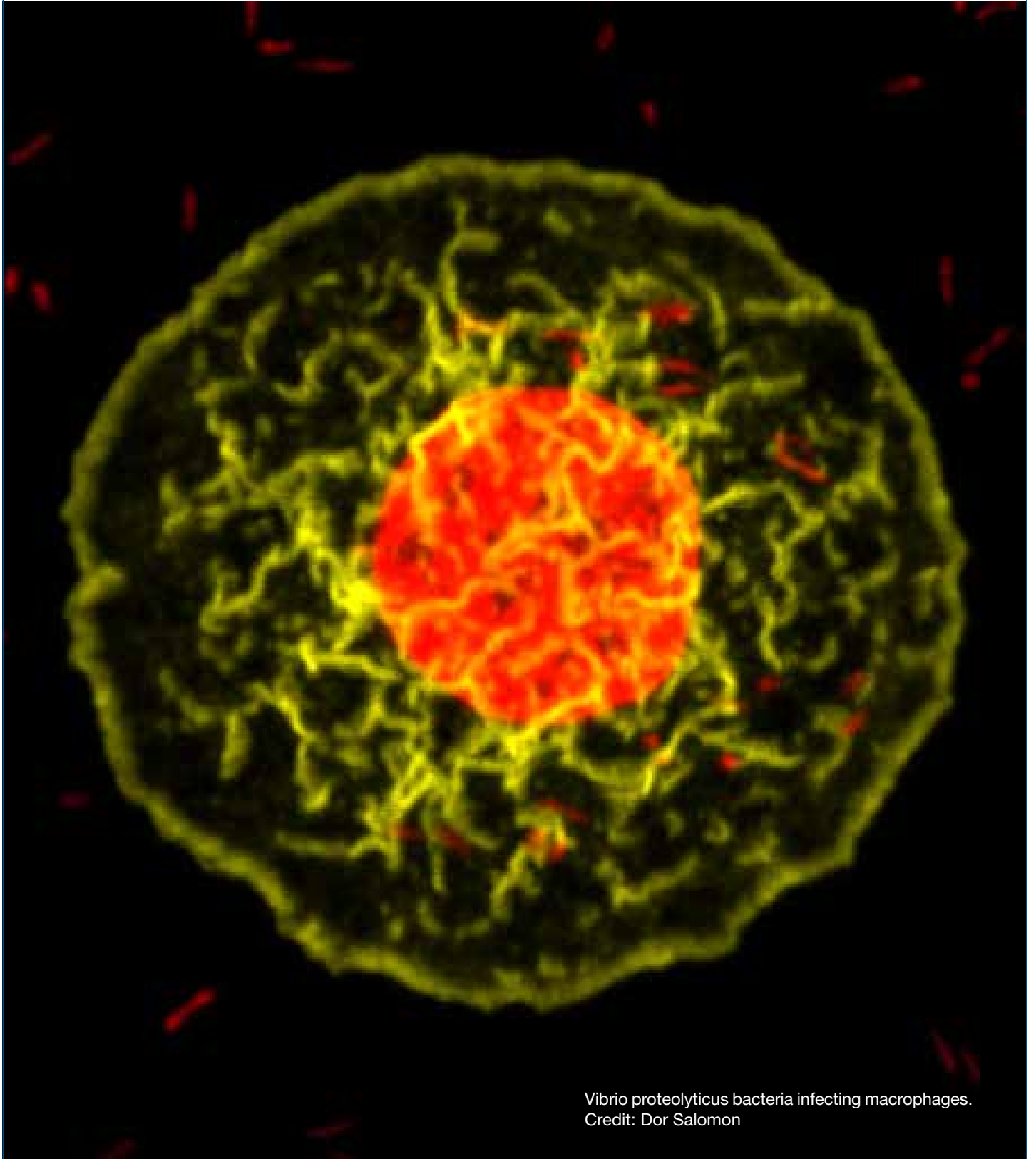
20. Lev, A., Simon, A. J., Bareket, M., Bielorai, B., Hutt, D., Amariglio, N., Rechavi, G. & **Somech, R.** (2012) The kinetics of early T and B cell immune recovery after bone marrow transplantation in RAG-2-deficient SCID patients, *PLoS One*. 7, e30494.

21. Lev, A., Simon, A. J., Amariglio, N., Rechavi, G. & **Somech, R.** (2012) Selective clinical and immune response of the oligoclonal autoreactive T cells in Omenn patients after cyclosporin A treatment. *Clinical and Experimental Immunology*. 167, 338-45.

Reviews

Lev, A., Simon, A. J., Amariglio, N., Rechavi, G. & **Somech, R.** (2012) Thymic functions and gene expression profile distinct double-negative cells from single positive cells in the autoimmune lymphoproliferative syndrome, *Autoimmunity Reviews*. 11, 723-30.

Infectious Diseases



Vibrio proteolyticus bacteria infecting macrophages.
Credit: Dor Salomon



Dr. Ronen Ben-Ami, M.D.

Infectious Diseases Unit
Tel Aviv Sourasky Medical Center



ronenba@tlvmc.gov.il

Mechanisms of Virulence and Drug Resistance in Pathogenic Fungi

Positions

Senior Lecturer, Sackler School of Medicine

Head, Infectious Diseases Unit, Tel Aviv Sourasky Medical Center

Director, Molecular Mycology Laboratory, Tel Aviv Sourasky Medical Center

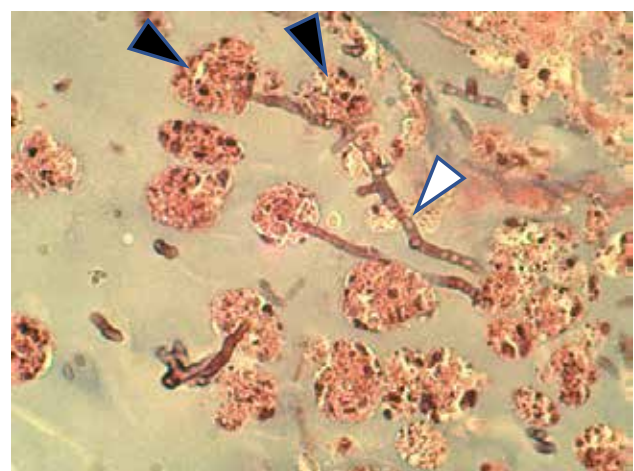
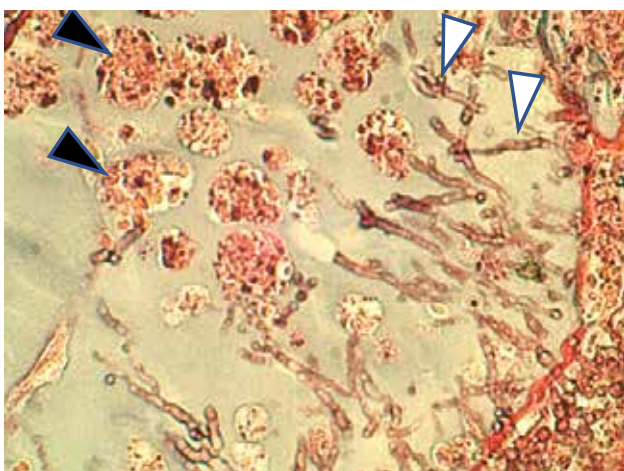
Research

We study the pathobiology and epidemiology of medically important fungi. Fungal infections are encountered with increasing frequency in advanced medical settings, and are associated with high mortality rates. Specifically, *Candida* species are frequent causes of hospital-acquired bloodstream infection, particularly in the intensive care setting, whereas *Aspergillus* species and other pathogenic filamentous fungi cause sinopulmonary and disseminated infections in immunocompromised patients.

Our work has outlined the incidence, drug resistance patterns, geographic distribution, risk factors and

outcomes of *Candida* bloodstream infections in Israeli hospitals. A multicenter effort is currently underway to study the epidemiology of invasive mold infections in Israel.

We are specifically interested in *Candida glabrata*, an opportunistic pathogen notable for its limited susceptibility to antifungal agents and its tendency to rapidly evolve resistance following exposure to antifungal azole drugs. Using population analysis techniques, we showed that clinical strains of *C. glabrata* are often heterogenous at the cell-population level with respect drug resistance. This phenomenon, termed heteroresistance, facilitates the expansion of drug-resistant subpopulations during antifungal treatment. We discovered that heteroresistance is associated with over-expression of efflux transporters, and that heteroresistant strains can persist *in vivo* despite high-dose azole treatment. Heteroresistance is not captured by standard susceptibility tests performed at clinical laboratories, and may explain the mismatch between susceptibility data and treatment outcomes.



In vivo assay for angiotropism and angioinvasion: Matrigel plugs implanted subcutaneously induce the formation of endothelial cell networks (black arrowheads). *A. fumigatus* forms hyphae (white arrowheads) that invade neovessels. Genetic manipulation is used to dissect *A. fumigatus* genes responsible for angiotropism and angioinvasion.

Additional work has focused on the emerging species *Candida auris*. Unknown until recently, *C. auris* is a multidrug resistant organism that has caused simultaneous outbreaks of invasive infections in multiple countries in Europe, North and South America, Africa and Asia. We characterized the drug resistance and pathogenicity traits of *C. auris* isolates. Ongoing work at our lab aims to define optimal treatment strategies for *C. auris* infection using in vitro and animal models.

Invasion of host blood vessels is characteristic of invasive *Aspergillus fumigatus* infection. We have previously shown that angioinvasive *A. fumigatus* produces gliotoxin, a secondary metabolite which down-regulates host angiogenesis. We hypothesized that angioinvasion is essential for *A. fumigatus* virulence. Research conducted at the Tel Aviv Medical Center Mycology laboratory and at the laboratory of Prof. Nir Osherov at the Sackler School of Medicine aims to understand the genetic underpinnings of angiotropism and angioinvasion. We predict that this line of research will uncover novel targets for the treatment and prevention of invasive aspergillosis.

Publications

- Ben-Ami R**, Kontoyiannis DP. Resistance to echinocandins comes at a cost: The impact of FKS1 hotspot mutations on *Candida albicans* fitness and virulence. *Virulence* 2012; 3:95-97.
- Ben-Ami R**, Olshtain-Pops K, Krieger M, Oren I, Bishara J, Dan M, Wiener-Well Y, Weinberger M, Zimhony O, Chowder M, Weber G, Potasman I, Chazan B, Kassis I, Shalit I, Block C, Keller N, Kontoyiannis DP, Giladi M for Israeli Candidemia Study Group. Antibiotic exposure as a risk factor for fluconazole-resistant *Candida* spp. bloodstream infection. *Antimicrob Agents Chemother.* 2012; 56:2518-2523.
- Pikman R, **Ben-Ami R**. Immune-Modulators as Adjuncts for the Prevention and Treatment of Invasive Fungal Infections. *Immunotherapy* 2012; 4:1869-1882.
- Ben-Ami R**, Giladi M. Fluconazole-resistant *Candida*: collateral damage associated with prior antibacterial exposure? *Future Microbiol* 2012;7:1029-1031.
- Ben-Ami R**, Rahav G, Elinav H, Kassis I, Shalit I, Gottesman T, Megged O, Weinberger M, Ciobotaro P, Shitrit P, Weber G, Paz A, Miron D, Oren I, Bishara J, Block C, Keller N, Kontoyiannis DP, Giladi M. Distribution of fluconazole-resistant *Candida* bloodstream isolates among hospitals and inpatient services in Israel. *Clin Microbiol Infect.* 2013;19:752-6.
- Lewis RE, **Ben-Ami R**, Best L, Albert ND, Walsh TJ, Kontoyiannis DP. Tacrolimus enhances the potency of posaconazole against *Rhizopus oryzae* in vitro and in an experimental model of mucormycosis. *J Infect Dis.* 2013;207:834-41.
- Ben-Ami R**, Albert ND, Lewis RE, Kontoyiannis DP. Proangiogenic growth factors potentiate in situ angiogenesis and enhance antifungal drug activity in murine invasive aspergillosis. *J Infect Dis* 2013;207:1066-74.
- Ben-Ami R**. Angiogenesis at the mold-host interface: a potential key to understanding and treating invasive aspergillosis. *Future Microbiol* 2013;8:1453-62.
- Ben-Ami R**, Halaburda K, Klyasova GA, Metan G, Torosian T, Akova M. A multidisciplinary team approach to the management of patients with suspected or diagnosed invasive fungal disease. *J Antimicrob Chemother* 2013;68 Suppl 3:iii25-33
- Lewis RE, Cahyame-Zuniga L, Leventakos K, Chamilos G, Ben-Ami R, Tamboli P, Tarrand J, Bodey GP, Luna M, Kontoyiannis DP. Epidemiology and sites of involvement of invasive fungal infections in patients with haematological malignancies: a 20-year autopsy study. *Mycoses* 2013; 56:638-45.
- Leshem-Rubinow E, Amit S, Steinvil A, Ben-Assa E, Abramowitz Y, Keren G, Ben-Ami R, Banai S, Finkelstein A. Frequency, Pattern and Cause of Fever Following Transfemoral Transcatheter Aortic Valve Implantation. *Am J Cardiol* 2014;113: 1001-5.
- Ben-Ami R**, Hilerowicz Y, Novikov A, Giladi M. The impact of new epidemiological cutoff values on *Candida glabrata* resistance rates and concordance between testing methods. *Diagn Microbiol Infect Dis* 2014;79: 209-13.
- Cohen R, Shimoni Z, Ghara R, Ram R, **Ben-Ami R**. Effect of a ventilator-focused intervention on the rate of *Acinetobacter baumannii* infection among ventilated patients. *Am J Infect Control* 2014;42: 996-1001.
- Brosh-Nissimov T, **Ben-Ami R**. Differential association of fluconazole dose and dose/MIC ratio with mortality in patients with *Candida albicans* and non-*albicans* bloodstream infection. *Clin Microbiol Infect* 2015;21: 1011-1017.
- Ben-Ami R**, Denning D. Estimating the Burden of Fungal Diseases in Israel. *Isr Med Assoc J* 2015;17:374-379.

Cohen NA, **Ben-Ami R**, Guzner-Gur H, Santo ME, Halpern Z, Maharshak N. Fecal Microbiota Transplantation for *Clostridium difficile*-associated diarrhea. *Isr Med Assoc J* 2015;17:510-4.

Cohen NA, Livovsky DM, Yaakovovitch S, Ben Yehoyada M, **Ben-Ami R**, Adler A, Guzner-Gur H, Goldin E, Santo ME, Halpern Z, Paz K, Maharshak N. A retrospective comparison of fecal microbial transplantation methods for recurrent *Clostridium difficile* infection. *Isr Med Assoc J* 2016; 18:594-599.

Ben-Ami R, Zimmerman O, Finn T, Amit S, Novikov A, Wertheimer N, Lurie-Weinberger M, Berman J. Heteroresistance to fluconazole is a continuously distributed phenotype among *Candida glabrata* clinical strains associated with *in vivo* persistence. *mBio* 2016; 7: e00655-16.

Vitenshtein A, Bauman Y, Gur C, Glasner A, **Ben-Ami R**, Osherov N, Cormack BP, and Mandelboim O. NK cell recognition of *Candida glabrata* through novel binding of NKp46 and NCR1 to fungal ligands Epa1, Epa6, and Epa7. *Cell Host Microb* 2016; 20:527-34.

Osherov N, **Ben-Ami R**. Modulation of host angiogenesis as a microbial survival strategy and therapeutic target. *PLoS Pathogen* 2016;12:e1005479.

Ben-Ami R, Berman J, Novikov A, Bash E, Shachor-Meyouhas Y, Zakin S, Maor Y, Tarabia J, Schechner V, Adler A, Finn T. Multidrug-resistant *Candida haemulonii* and *C. auris*, Tel Aviv, Israel. *Emerg Infect Dis.* 2017; 23:195-203

Katchman E, **Ben-Ami R**, Savyon M, Chemtob D, Avidor B, Wasserman A, Zeldis I, Girshengorn S, Amitai Z, Sheffer R, Turner D. Successful control of a large outbreak of HIV infection associated with injection of cathinone derivatives in Tel Aviv, Israel. *Clin Microbiol Infect*, In Press.

Cohen R, Babushkin F, Cohen S, Marina A, Shapiro M, Uda M, Khabra E, Adler A, **Ben-Ami R**, Paikin S. A prospective survey of *Pseudomonas aeruginosa* colonization and infection in the intensive care unit. *Antimicrob Resist Infect Control* 2017; 6:7.

Mandelblat M, Frenkel M, Abbey D, **Ben-Ami R**, Berman J, Segal E. Phenotypic and Genotypic Characteristics of Bloodstream and Mucosal Isolates of *Candida albicans*. *Mycoses*, In Press.

Grants

2014-2017 Israeli Science Foundation 1347/14



Prof. Leonard Leibovici, M.D.

Rabin Medical Center, Beilinson Hospital



TEL AVIV UNIVERSITY



leibovic@post.tau.ac.il

Investigating Infectious Diseases

Positions

Head of Department, Medicine E, Rabin Medical Center, Beilinson Hospital

Sackler Faculty of Medicine

Editor-in-Chief, Clinical Microbiology and Infection

Director, Infectious Diseases University Research Center, Rabin Medical Center, Beilinson Hospital

Research

Our research focuses on improving the treatment and management of patients with severe infections and at the same time, focusing on interventions that will reduce the rise of resistance to antibiotics in microorganisms. Our main goal is to reduce mortality and suffering caused to patients by these infections.

Together with partners in Denmark, we have developed a computerized decision support system for antibiotic treatment in patients with moderate to severe infections. It was tested in a multi-center trial in three countries, and was shown to improve the outcome of patients, while at the same time reducing unnecessary use of antibiotics and hospital stay.

Our studies, systematic reviews and meta-analyses and clinical studies, served to change international guidelines and improve patient's management. For example:

- Study that stopped the use of single-dose antibiotics for urinary tract infection.
- A clear evidence on the benefit of appropriate empirical antibiotic treatment
- Antibiotic prophylaxis for neutropenic patients.
- Discontinuing the use of beta-lactam/aminoglycoside combinations.
- Proof that some antibiotics (tigecycline and cefipime) are less effective than others.
- Current projects

- Optimizing diagnosis, treatment and outcome definitions in elderly patients with bacterial infections (Ministry of Science, Technology and Space).
- The impact of a decision support system for antibiotic decisions on appropriateness of treatment, morbidity and mortality, consumption of antibiotics and resistance to antibiotic drugs (The Israeli national institute for health policy research).
- AIDA: Investigator-driven clinical trials of off-patent antibiotics. Preserving old antibiotics for the future (EU- FP7-HEALTH-2011-two-stage).
- Combatting Bacterial Resistance in Europe – Molecules against Gram Negative Infections (IMI – COMBACTE-MAGNET).
- Transnational Research Projects on the Transmission Dynamics of Antibacterial Resistance (ERA-NET/JPI-EC-AMR).

Publications

Kariv G, Paul M, Shani V, Muchtar E, **Leibovici L**. Benchmarking inappropriate empirical antibiotic treatment. *Clin Microbiol Infect*. 2013;19(7):629-33.

Leibovici L, Kariv G, Paul M. Long-term survival in patients included in a randomized controlled trial of TREAT, a decision support system for antibiotic treatment. *J Antimicrob Chemother*. 2013;68(11):2664-6

Eliakim-Raz N, Bates DW, **Leibovici L**. Predicting bacteraemia in validated models - A Systematic Review. *Clin Microbiol Infect*. 2015, pii:S1198-743X(15)00249-9.

Green H, Rahamimov R, Goldberg E, **Leibovici L**, Gafer U, Bishara J, Mor E, Paul M. Consequences of treated versus untreated asymptomatic bacteriuria in the first year following kidney transplantation: retrospective observational study. *Eur J Clin Microbiol Infect Dis*. 2013 Jan;32(1):127-31.

- Gafter-Gvili A, **Leibovici L**, Molad Y. Elevation of inflammatory markers in patients with systemic lupus erythematosus is associated with poorer outcome. *Biomed Pharmacother*. 2013 Feb;67(1):48-52.
- Amit L, Ben-Aharon I, Vidal L, **Leibovici L**, Stemmer S. The impact of bevacizumab (avastin) on survival in metastatic solid tumors - a meta-analysis and systematic review. *PLoS One*. 2013;8(1):e51780.
- Eliakim-Raz N, Yahav D, Paul M, **Leibovici L**. Duration of antibiotic treatment for acute pyelonephritis and septic urinary tract infection-- 7 days or less versus longer treatment: systematic review and meta-analysis of randomized controlled trials. *J Antimicrob Chemother*. 2013 Oct;68(10):2183-91.
- Gafter-Gvili A, Paul M, Bernstine H, Vidal L, Ram R, Raanani P, Yeshurun M, Tadmor B, **Leibovici L**, Shpilberg O, Groshar D. The role of (18)F-FDG PET/CT for the diagnosis of infections in patients with hematological malignancies and persistent febrile neutropenia. *Leuk Res*. 2013 Sep;37(9):1057-62.
- Zusman O, Avni T, **Leibovici L**, Adler A, Friberg L, Stergiopoulou T, Carmeli Y, Paul M. Systematic review and meta-analysis of in vitro synergy of polymyxins and carbapenems. *Antimicrob Agents Chemother*. 2013 Oct;57(10):5104-11.
- Farbman L, Avni T, Rubinovitch B, **Leibovici L**, Paul M. Cost-benefit of infection control interventions targeting methicillin-resistant *Staphylococcus aureus* in hospitals: systematic review. *Clin Microbiol Infect*. 2013.
- Vinograd I, Eliakim-Raz N, Farbman L, Baslo R, Taha A, Sakhnini A, Lador A, Stemmer SM, Gafter-Gvili A, **Leibovici L**, Paul M. Clinical effectiveness of seasonal influenza vaccine among adult cancer patients. *Cancer*. 2013 Sep 16.
- Avni T, Shiber-Ofer S, **Leibovici L**, Paul M. Assessment of bias in outcomes reported in trials on pneumonia: a systematic review. *Eur J Clin Microbiol Infect Dis*. 2013
- Avni T, Bieber A, Steinmetz T, **Leibovici L**, Gafter-Gvili A. Treatment of anemia in inflammatory bowel disease- systematic review and meta-analysis. *PLoS One*. 2013 Dec 2;8(12):e75540.
- Paul M, Ram R, Kugler E, Farbman L, Peck A, **Leibovici L**, Lahav M, Yeshurun M, Shpilberg O, Herscovici C, Wolach O, Itchaki G, Bar-Nathan M, Vidal L, Gafter-Gvili A, Raanani P. Subcutaneous vs. intravenous G-CSF for the treatment of neutropenia in hospitalized hemato-oncological patients: Randomized controlled trial. *Am J Hematol*. 2013
- Eliakim-Raz N, Vinograd I, Zalmanovici Trestioreanu A, **Leibovici L**, Paul M. Influenza vaccines in immunosuppressed adults with cancer. *Cochrane Database Syst Rev*. 2013 Oct 29;10:CD008983.
- Hiba V, Rubinovitch B, Chowers M, Holinger R, Madar H, Bishara J, **Leibovici L**, Paul M. Variability of management for patients hospitalized with 2009 A/H1N1 influenza in three Israeli hospitals]. *Harefuah*. 2013 Sep;152(9):524-8, 564.
- Johnson AP, **Leibovici L**. An essential requirement for the licensing of new antibiotics is the provision of data on efficacy and safety obtained from clinical trials in which patients are randomized to receive either the experimental drug or a comparator antibiotic regarded as a standard treatment option. Preface. *J Antimicrob Chemother*. 2013 Jul;68 Suppl 2:ii1.
- Gafter-Gvili A, Paul M, Bernstine H, Vidal L, Ram R, Raanani P, Yeshurun M, Tadmor B, **Leibovici L**, Shpilberg O, Groshar D. The role of ¹⁸F-FDG PET/CT for the diagnosis of infections in patients with hematological malignancies and persistent febrile neutropenia. *Leuk Res*. 2013 Sep;37(9):1057-62. doi: 10.1016/j.leukres.2013.06.025.
- Leibovici L**, Paul M. A breach in patients' safety in randomized controlled trials of antibiotic drugs. *J Antimicrob Chemother*. 2013 Oct;68(10):2179-80.
- Paul M, **Leibovici L**. Editorial commentary: combination therapy for *Pseudomonas aeruginosa* bacteremia: where do we stand? *Clin Infect Dis*. 2013 Jul;57(2):217-20.
- Vinograd I, Baslo R, Eliakim-Raz N, Farbman L, Taha A, Sakhnini A, Lador A, Stemmer SM, Gafter-Gvili A, Fraser D, **Leibovici L**, Paul M. Factors associated with influenza vaccination among adult cancer patients: A case-control study. *Clin Microbiol Infect*. 2014
- Muthuri SG et al. Effectiveness of neuraminidase inhibitors in reducing mortality in patients admitted to hospital with influenza A H1N1pdm09 virus infection: a meta-analysis of individual participant data. *Lancet Respir Med*. 2014 May;2(5):395-404.
- Ben-Aharon I, Stemmer SM, **Leibovici L**, Shpilberg O, Sulkes A, Gafter-Gvili A. Low molecular weight heparin (LMWH) for primary thrombo-prophylaxis in patients with solid malignancies - systematic review and meta-analysis. *Acta Oncol*. 2014 Aug 27:1-8.
- Shiber S, Yahav D, Avni T, **Leibovici L**, Paul M. β -Lactam/ β -lactamase inhibitors versus carbapenems for the treatment of sepsis: systematic review and meta-analysis of randomized controlled trials. *J Antimicrob Chemother*. 2014

- Gafter-Gvili A, Reibman S, Grossman A, Avni T, Paul M, Leibovici L, Tadmor B, Groshar D, Bernstine H. [18F]FDG-PET/CT for the diagnosis of patients with fever of unknown origin. *QJM*. 2014
- Zusman O, Paul M, Farbman L, Daitch V, Akayzen Y, Witberg G, Avni T, Gafter-Gvili A, **Leibovici L**. Venous thromboembolism prophylaxis with anticoagulation in septic patients: a prospective cohort study. *QJM*. 2014
- Zusman O, Farbman L, Tredler Z, Daitch V, Lador A, **Leibovici L**, Paul M. Association between hypoalbuminemia and mortality among subjects treated with ertapenem versus other carbapenems: prospective cohort study. *Clin Microbiol Infect*. 2015
- Eliakim-Raz N, Lador A, Leibovici-Weissman Y, Elbaz M, Paul M, **Leibovici L**. Efficacy and safety of chloramphenicol: joining the revival of old antibiotics? Systematic review and meta-analysis of randomized controlled trials. *J Antimicrob Chemother*. 2015
- Neuberger A, Yahav D, Daitch V, Akayzen Y, Farbman L, Avni T, **Leibovici L**, Paul M. The significance of persistent fever in the treatment of suspected bacterial infections among inpatients: a prospective cohort study. *Eur J Clin Microbiol Infect Dis*. 2014 Dec 11.
- Paul M, Ram R, Kugler E, Farbman L, Peck A, **Leibovici L**, Lahav M, Yeshurun M, Shpilberg O, Herscovici C, Wolach O, Itchaki G, Bar-Natan M, Vidal L, Gafter-Gvili A, Raanani P. Subcutaneous versus intravenous granulocyte colony stimulating factor for the treatment of neutropenia in hospitalized hemato-oncological patients: randomized controlled trial. *Am J Hematol*. 2014 Mar;89(3):243-8.
- Paul M, Bronstein E, Yahav D, Goldberg E, Bishara J, **Leibovici L**. External validity of a randomised controlled trial on the treatment of severe infections caused by MRSA. *BMJ Open*. 2015 Sep 11;5(9):e008838.
- Andreassen S, Zalounina A, Paul M, Sanden L, **Leibovici L**. Interpretative reading of the antibiogram--a semi-naïve Bayesian approach. *Artif Intell Med*. 2015 Nov;65(3):209-17.
- Paul M, Bishara J, Yahav D, Goldberg E, Neuberger A, Ghanem-Zoubi N, Dickstein Y, Nseir W, Dan M, **Leibovici L**. Trimethoprim-sulfamethoxazole versus vancomycin for severe infections caused by methicillin resistant *Staphylococcus aureus*: randomised controlled trial. *BMJ*. 2015 May 14;350:h2219.
- Avni T, Grossman A, **Leibovici L**, Gafter-Gvili A. In reply--Continued Caution Recommended in Use of Intravenous Iron Preparations. *Mayo Clin Proc*. 2015 May;90(5):696.
- Gafter-Gvili A, Cohen E, Avni T, Grossman A, Vidal L, Garty M, **Leibovici L**, Krause I. Predicting the emergence of anemia--A large cohort study. *Eur J Intern Med*. 2015 Jun;26(5):338-43.
- Yahav D, Schlesinger A, Daitch V, Akayzen Y, Farbman L, Abu-Ghanem Y, Paul M, **Leibovici L**. Presentation of infection in older patients--a prospective study. *Ann Med*. 2015 Jun;47(4):354-8.
- Steinmetz T, Eliakim-Raz N, Goldberg E, **Leibovici L**, Yahav D. Association of vancomycin serum concentrations with efficacy in patients with MRSA infections: a systematic review and meta-analysis. *Clin Microbiol Infect*. 2015 Jul;21(7):665-73.
- Zalmanovici Trestioreanu A, Lador A, Sauerbrun-Cutler MT, **Leibovici L**. Antibiotics for asymptomatic bacteriuria. *Cochrane Database Syst Rev*. 2015 Apr 8;4:CD009534.
- Paul M, **Leibovici L**. On neuraminidase inhibitors and evidence-based medicine. *Clin Microbiol Infect*. 2015 Mar;21(3):214-6.
- Eliakim-Raz N, **Leibovici L**. ACP Journal Club: some antimicrobials increased admissions and ED visits for hypoglycemia in older users of glipizide or glyburide. *Ann Intern Med*. 2015 Feb 17;162(4):JC13.
- Taha A, Vinograd I, Sakhnini A, Eliakim-Raz N, Farbman L, Baslo R, Stemmer SM, Gafter-Gvili A, **Leibovici L**, Paul M. The association between infections and chemotherapy interruptions among cancer patients: Prospective cohort study. *J Infect*. 2015 Mar;70(3):223-9.
- Avni T, Shiver-Ofer S, **Leibovici L**, Tacconelli E, DeAngelis G, Cookson B, Pagani L, Paul M. Participation of elderly adults in randomized controlled trials addressing antibiotic treatment of pneumonia. *J Am Geriatr Soc*. 2015 Feb;63(2):233-43.
- Harris PN, McNamara JF, Lye DC, Davis JS, Bernard L, Cheng AC, Doi Y, Fowler VG Jr, Kaye KS, **Leibovici L**, Lipman J, Llewelyn MJ, Munoz-Price S, Paul M, Peleg AY, Rodríguez-Baño J, Rogers BA, Seifert H, Thamlikitkul V, Thwaites G, Tong SY, Turnidge J, Utili R, Webb SA, Paterson DL. Proposed primary endpoints for use in clinical trials that compare treatment options for bloodstream infection in adults: a consensus definition. *Clin Microbiol Infect*. 2016 Nov 1. pii: S1198-743X(16)30512-2.
- Benattar YD, Omar M, Zusman O, Yahav D, Zak-Doron Y, Altunin S, Elbaz M, Daitch V, Granot M, **Leibovici L**, Paul M. The Effectiveness and Safety

- of High-Dose Colistin: Prospective Cohort Study. *Clin Infect Dis*. 2016 Oct 6. pii: ciw684.
- Paul M, **Leibovici L**. Observational studies examining patient management in infectious diseases. *Clin Microbiol Infect*. 2016 May 13. pii: S1198-743X(16)30129-X.
- Pulcini C, **Leibovici L**; CMI Editorial Office. CMI guidance for authors of surveys. *Clin Microbiol Infect*. 2016 Nov;22(11):901-902.
- Sanden L, Paul M, **Leibovici L**, Andreassen S. Quantifying the associations between antibiotic exposure and resistance - a step towards personalised antibiograms. *Eur J Clin Microbiol Infect Dis*. 2016 Dec;35(12):1989-1996.
- Green H, Tobar A, Gafter-Gvili A, **Leibovici L**, Klein T, Rahamimov R, Mor E, Grossman A. Serum Lactate Dehydrogenase is Elevated in Ischemic Acute Tubular Necrosis but Not in Acute Rejection in Kidney Transplant Patients. *Prog Transplant*. 2016
- Huttner A, **Leibovici L**, Theuretzbacher U, Huttner B, Paul M. Closing the evidence gap in infectious disease: point-of-care randomization and informed consent. *Clin Microbiol Infect*. 2016 Aug 3. pii: S1198-743X(16)30267-1.
- Shaw E, Addy I, Stoddart M, Vank C, Grier S, Wiegand I, **Leibovici L**, Eliakim-Raz N, Vallejo-Torres L, Morris S, MacGowan A, Carratalà J, Pujol M; COMBACTE-MAGNET Consortium. Retrospective observational study to assess the clinical management and outcomes of hospitalised patients with complicated urinary tract infection in countries with high prevalence of multidrug resistant Gram-negative bacteria (RESCUING). *BMJ Open*. 2016 Jul 29;6(7):e011500.
- Yahav D, Shaked H, Goldberg E, Yassin S, Eliakim-Raz N, Paul M, Bishara J, **Leibovici L**. Time trends in *Staphylococcus aureus* bacteremia, 1988-2010, in a tertiary center with high methicillin resistance rates. *Infection*. 2016
- Paul M, Yahav D, **Leibovici L**. Management of Community-Acquired Pneumonia. *JAMA*. 2016 Jul 12;316(2):220-1.
- Dickstein Y, Nir-Paz R, Pulcini C, Cookson B, Beovic B, Tacconelli E, Nathwani D, Vatcheva-Dobrevska R, Rodríguez-Baño J, Hell M, Saenz H, **Leibovici L**, Paul M. Staffing for infectious diseases, clinical microbiology and infection control in hospitals in 2015: results of an ESCMID member survey. *Clin Microbiol Infect*. 2016 Sep;22(9):812.e9-812.e17.
- Dickstein Y, Geffen Y, Andreassen S, **Leibovici L**, Paul M. Predicting Antibiotic Resistance in Urinary Tract Infection Patients with Prior Urine Cultures. *Antimicrob Agents Chemother*. 2016 Jul 22;60(8):4717-21.
- Dickstein Y, **Leibovici L**, Yahav D, Eliakim-Raz N, Daikos GL, Skiada A, Antoniadou A, Carmeli Y, Nutman A, Levi I, Adler A, Durante-Mangoni E, Andini R, Cavezza G, Mouton JW, Wijma RA, Theuretzbacher U, Friberg LE, Kristoffersson AN, Zusman O, Koppel F, Dishon Benattar Y, Altunin S, Paul M; AIDA consortium. Multicentre open-label randomised controlled trial to compare colistin alone with colistin plus meropenem for the treatment of severe infections caused by carbapenem-resistant Gram-negative infections (AIDA): a study protocol. *BMJ Open*. 2016 Apr 20;6(4):e009956.
- Bitterman R, Hussein K, **Leibovici L**, Carmeli Y, Paul M. Systematic review of antibiotic consumption in acute care hospitals. *Clin Microbiol Infect*. 2016 Jun;22(6):561.e7-561.e19.
- Daitch V, Babich T, Singer P, **Leibovici L**. Quality of Reporting Nutritional Randomized Controlled Trials in Patients With Cystic Fibrosis. *J Pediatr Gastroenterol Nutr*. 2016 Aug;63(2):265-9.
- Yahav D, Schlesinger A, Shaked H, Goldberg E, Paul M, Bishara J, **Leibovici L**. Clinical presentation, management and outcomes of *Staph aureus* bacteremia (SAB) in older adults. *Aging Clin Exp Res*. 2016 Feb 12.
- Yahav D, Yassin S, Shaked H, Goldberg E, Bishara J, Paul M, **Leibovici L**. Risk factors for long-term mortality of *Staphylococcus aureus* bacteremia. *Eur J Clin Microbiol Infect Dis*. 2016 May;35(5):785-90.
- Yahav D, Eliakim-Raz N, **Leibovici L**, Paul M. Bloodstream infections in older patients. *Virulence*. 2016 Apr 2;7(3):341-52.
- Muthuri SG, Venkatesan S, Myles PR, Leonardi-Bee J, Lim WS, Al Mamun A, Anovadiya AP, Araújo WN, Azziz-Baumgartner E, Báez C, Bantar C, Barhoush MM, Bassetti M, Beovic B, Bingisser R, Bonmarin I, Borja-Aburto VH, Cao B, Carratala J, Cuzzo MR, Denholm JT, Dominguez SR, Duarte PA, Dubnov-Raz G, Echavarria M, Fanella S, Fraser J, Gao Z, Gérardin P, Giannella M, Gubbels S, Herberg J, Higuera Iglesias AL, Hoeger PH, Hoffmann M, Hu X, Islam QT, Jiménez MF, Kandeel A, Keijzers G, Khalili H, Khandaker G, Knight M, Kuszniertz G, Kuzman I, Kwan AM, Lahlou Amine I, Langenegger E, Lankarani KB, Leo YS, Linko R, Liu P, Madanat F, Manabe T, Mayo-Montero E, McGeer A, Memish ZA, Metan G, Mikić D, Mohn KG, Moradi A, Nymadawa P, Ozbay B, Ozkan M, Parekh D, Paul M, Poepl W, Polack FP, Rath BA, Rodríguez AH, Siqueira

- MM, Skręć-Magierło J, Talarek E, Tang JW, Torres A, Törün SH, Tran D, Uyeki TM, van Zwol A, Vaudry W, Velyvyte D, Vidmar T, Zarogoulidis P; PRIDE Consortium Investigators., Nguyen-Van-Tam JS. Impact of neuraminidase inhibitors on influenza A(H1N1)pdm09-related pneumonia: an individual participant data meta-analysis. *Influenza Other Respir Viruses*. 2016 May;10(3):192-204.
- Dickstein Y, Geffen Y, **Leibovici L**, Paul M. Comparison of Antibiotic Susceptibility Patterns of Bacterial Isolates Based on Time From Hospitalization and Culture Source: Implications for Hospital Antibiograms. *Infect Control Hosp Epidemiol*. 2016 Feb;37(2):212-4.
- Carrara E, Pfeffer I, Zusman O, **Leibovici L**, Paul M. Determinants of inappropriate empirical antibiotic treatment: systematic review and meta-analysis. *Int J Antimicrob Agents*. 2017
- Tacconelli E, Carrara E, Savoldi A, Harbarth S, Mendelson M, Monnet DL, Pulcini C, Kahlmeter G, Kluytmans J, Carmeli Y, Ouellette M, Outtersson K, Patel J, Cavalieri M, Cox EM, Houchens CR, Grayson ML, Hansen P, Singh N, Theuretzbacher U, Magrini N; WHO Pathogens Priority List Working Group. Discovery, research, and development of new antibiotics: the WHO priority list of antibiotic-resistant bacteria and tuberculosis. *Lancet Infect Dis*. 2017
- Paul M, **Leibovici L**. Drug Development for Multidrug-Resistant Bacteria: Why Compromise? *J Infect Dis*. 2017
- Stern A, Skalsky K, Avni T, Carrara E, **Leibovici L**, Paul M. Corticosteroids for pneumonia. *Cochrane Database Syst Rev*. 2017
- Drozdinsky G, Ben-Zvi H, Kushnir S, **Leibovici L**, Yahav D. Colistin exposure as a risk factor for infections caused by inherently colistin resistant Enterobacteriaceae - a case control study. *Clin Microbiol Infect*. 2017
- Leibovici L**, Xu JF. CMI workshop in Shanghai, China. *Clin Microbiol Infect*. 2017
- Zusman O, Farbman L, Elbaz M, Daitch V, Cohen M, Eliakim-Raz N, Babich T, Paul M, **Leibovici L**, Yahav D. A decision support model to predict the presence of an acute infiltrate on chest radiograph. *Eur J Clin Microbiol Infect Dis*. 2017
- Babich T, Zusman O, Elbaz M, Ben-Zvi H, Paul M, **Leibovici L**, Avni T. Empirical Antibiotic Treatment Does Not Improve Outcomes in Catheter-Associated Urinary Tract Infection: Prospective Cohort Study. *Clin Infect Dis*. 2017
- Leibovici L**. Are we making an impact? *Clin Microbiol Infect*. 2017
- Dalal A, Eskin-Schwartz M, Mimouni D, Ray S, Days W, Hodak E, **Leibovici L**, Paul M. Interventions for the prevention of recurrent erysipelas and cellulitis. *Cochrane Database Syst Rev*. 2017
- Leibovici L**. A new series of reviews in CMI: 'How to ... '. *Clin Microbiol Infect*. 2017
- Beyar-Katz O, Dickstein Y, Borok S, Vidal L, **Leibovici L**, Paul M. Empirical antibiotics targeting gram-positive bacteria for the treatment of febrile neutropenic patients with cancer. *Cochrane Database Syst Rev*. 2017
- Leibovici L**, Macnab F, Pereira-Moreira R. CMI readers' survey. *Clin Microbiol Infect*. 2017;23(9):587-589.
- Zayyad H, Eliakim-Raz N, **Leibovici L**, Paul M. Revival of old antibiotics: needs, the state of evidence and expectations. *Int J Antimicrob Agents*. 2017;49(5):536-541.
- Leibovici L**. Immediate rejection of manuscripts without peer review at the CMI. *Clin Microbiol Infect*. 2017;23(8):499.
- Leibovici L**, Friedman J. CMI Theme Issues: Invitation to submit papers. *Clin Microbiol Infect*. 2017;23(2):57.
- Paul M, Yahav D, Dishon Benattar Y, **Leibovici L**. Reply to Zavascki and Nation. *Clin Infect Dis*. 2017;64(5):696.
- Leibovici L**. The nuts and bolts of doing science. *Clin Microbiol Infect*. 2017;23(5):275.
- Harris PNA, McNamara JF, Lye DC, Davis JS, Bernard L, Cheng AC, Doi Y, Fowler VG Jr, Kaye KS, **Leibovici L**, Lipman J, Llewelyn MJ, Munoz-Price S, Paul M, Peleg AY, Rodríguez-Baño J, Rogers BA, Seifert H, Thamlikitkul V, Thwaites G, Tong SYC, Turnidge J, Uthairat R, Webb SAR, Paterson DL. Proposed primary endpoints for use in clinical trials that compare treatment options for bloodstream infection in adults: a consensus definition. *Clin Microbiol Infect*. 2017;23(8):533-541.
- Paul M, **Leibovici L**. Observational studies examining patient management in infectious diseases. *Clin Microbiol Infect*. 2017;23(3):127-128.
- Green H, Tobar A, Gafter-Gvili A, **Leibovici L**, Klein T, Rahamimov R, Mor E, Grossman A. Serum Lactate Dehydrogenase is Elevated in Ischemic Acute Tubular Necrosis but Not in Acute Rejection in Kidney Transplant Patients. *Prog Transplant*. 2017;27(1):53-57.

Huttner A, **Leibovici L**, Theuretzbacher U, Huttner B, Paul M. Closing the evidence gap in infectious disease: point-of-care randomization and informed consent. *Clin Microbiol Infect.* 2017;23(2):73-77.

Yahav D, Shaked H, Goldberg E, Yassin S, Eliakim-Raz N, Paul M, Bishara J, **Leibovici L**. Time trends in *Staphylococcus aureus* bacteremia, 1988-2010, in a tertiary center with high methicillin resistance rates. *Infection.* 2017;45(1):51-57.

Yahav D, Schlesinger A, Shaked H, Goldberg E, Paul M, Bishara J, **Leibovici L**. Clinical presentation, management and outcomes of *Staph aureus* bacteremia (SAB) in older adults. *Aging Clin Exp Res.* 2017;29(2):127-133.

Reviews

Leibovici L. Ethical considerations in research published in the CMI. *Clin Microbiol Infect.* 2016 Dec;22(12):957.

Leibovici L. Structured abstracts for narrative reviews. *Clin Microbiol Infect.* 2016 Nov 7. pii: S1198-743X(16)30548-1.

Tacconelli E, Cataldo MA, Paul M, **Leibovici L**, Kluytmans J, Schröder W, Foschi F, De Angelis G, De Waure C, Cadeddu C, Mutters NT, Gastmeier P, Cookson B. STROBE-AMS: recommendations to optimise reporting of epidemiological studies on antimicrobial resistance and informing improvement in antimicrobial stewardship. *BMJ Open.* 2016 Feb 19;6(2):e010134.

Leibovici L. Message from the new CMI Editor-in-Chief. *Clin Microbiol Infect.* 2016 Apr;22(4):293.

Leibovici L, Paul M. Antibiotic treatment: balancing patients' rights. *Lancet Respir Med.* 2016 Jan;4(1):10-1

Leibovici L, Paul M, Garner P, Sinclair DJ, Afshari A, Pace NL, Cullum N, Williams HC, Smyth A, Skoetz N, Del Mar C, Schilder AG, Yahav D, Tovey D. Addressing resistance to antibiotics in systematic reviews of antibiotic interventions. *J Antimicrob Chemother.* 2016 Sep;71(9):2367-9. Leibovici L, Paul M. The CMI welcomes systematic reviews. *Clin Microbiol Infect.* 2016 May;22(5):397.

Avni T, Bieber A, Green H, Steinmetz T, **Leibovici L**, Paul M. Diagnostic Accuracy of PCR Alone and Compared to Urinary Antigen Testing for Detection of *Legionella* spp.: a Systematic Review. *J Clin Microbiol.* 2016 Feb;54(2):401-11.

Avni T, Lador A, Lev S, **Leibovici L**, Paul M, Grossman A. Vasopressors for the Treatment of Septic Shock:

Systematic Review and Meta-Analysis. *PLoS One.* 2015 Aug 3;10(8):e0129305.

Eliakim-Raz N, Bates DW, **Leibovici L**. Predicting bacteraemia in validated models--a systematic review. *Clin Microbiol Infect.* 2015 Apr;21(4):295-301.

Leibovici L, Paul M. Ethical dilemmas in antibiotic treatment: focus on the elderly. *Clin Microbiol Infect.* 2015 Jan;21(1):27-9.

Avni T, Bieber A, Grossman A, Green H, **Leibovici L**, Gafter-Gvili A. The safety of intravenous iron preparations: systematic review and meta-analysis. *Mayo Clin Proc.* 2015 Jan;90(1):12-23.

Stern A, Green H, Paul M, Vidal L, **Leibovici L**. Prophylaxis for *Pneumocystis pneumonia* (PCP) in non-HIV immunocompromised patients. *Cochrane Database Syst Rev.* 2014 Oct 1;(10):CD005590.

Ben-Aharon I, Stemmer SM, **Leibovici L**, Shpilberg O, Sulkes A, Gafter-Gvili A. Low molecular weight heparin (LMWH) for primary thrombo-prophylaxis in patients with solid malignancies - systematic review and meta-analysis. *Acta Oncol.* 2014 Sep;53(9):1230-7.

Leibovici L, Paul M. Should we recommend neuroaminidase inhibitors for influenza? *Clin Microbiol Infect.* 2014 Dec;20(12):O979-80.

Paul M, Carmeli Y, Durante-Mangoni E, Mouton JW, Tacconelli E, Theuretzbacher U, Mussini C, **Leibovici L**. Combination therapy for carbapenem-resistant Gram-negative bacteria. *J Antimicrob Chemother.* 2014 Sep;69(9):2305-9.

Paul M, Dickstein Y, Borok S, Vidal L, **Leibovici L**. Empirical antibiotics targeting Gram-positive bacteria for the treatment of febrile neutropenic patients with cancer. *Cochrane Database Syst Rev.* 2014 Jan 14;(1):CD003914.

Paul M, Lador A, Grozinsky-Glasberg S, **Leibovici L**. Beta lactam antibiotic monotherapy versus beta lactam-aminoglycoside antibiotic combination therapy for sepsis. *Cochrane Database Syst Rev.* 2014 Jan 7;(1):CD003344.

Anwar E, Goldberg E, Fraser A, Acosta CJ, Paul M, **Leibovici L**. Vaccines for preventing typhoid fever. *Cochrane Database Syst Rev.* 2014 Jan 2;(1):CD001261.

Paul M, **Leibovici L**. Systematic review or meta-analysis? Their place in the evidence hierarchy. *Clin Microbiol Infect.* 2014 Feb;20(2):97-100.

Leibovici L, Yahav D, Paul M. Systematic reviews and meta-analyses in infectious diseases: topics

that merit special attention. *Clin Microbiol Infect.* 2014 Feb;20(2):101-4.

Avni T, Bieber A, Steinmetz T, **Leibovici L**, Gafter-Gvili A. Treatment of anemia in inflammatory bowel disease--systematic review and meta-analysis. *PLoS One.* 2013 Dec 2;8(12):e75540.

Zalmanovici Trestioreanu A, Fraser A, Gafter-Gvili A, Paul M, **Leibovici L**. Antibiotics for preventing meningococcal infections. *Cochrane Database Syst Rev.* 2013 Oct 25;(10):CD004785.

Vidal L, Ben Dor I, Paul M, Eliakim-Raz N, Pokroy E, Soares-Weiser K, **Leibovici L**. Oral versus intravenous antibiotic treatment for febrile neutropenia in cancer patients. *Cochrane Database Syst Rev.* 2013 Oct 9;(10):CD003992.

Henig O, Yahav D, **Leibovici L**, Paul M. Guidelines for the treatment of pneumonia and urinary tract infections: evaluation of methodological quality using the Appraisal of Guidelines, Research and Evaluation II instrument. *Clin Microbiol Infect.* 2013 Dec;19(12):1106-14.

Paul M, Dickstein Y, Schlesinger A, Grozinsky-Glasberg S, Soares-Weiser K, **Leibovici L**. Beta-lactam versus beta-lactam-aminoglycoside combination therapy in cancer patients with neutropenia. *Cochrane Database Syst Rev.* 2013 Jun 29;(6):CD003038.

Yahav D, **Leibovici L**, Goldberg E, Bishara J, Paul M. Time to first antibiotic dose for patients

hospitalised with community-acquired pneumonia. *Int J Antimicrob Agents.* 2013 May;41(5):410-3.

Leibovici L. Long-term consequences of severe infections. *Clin Microbiol Infect.* 2013 Jun;19(6):510-2.

Amit L, Ben-Aharon I, Vidal L, **Leibovici L**, Stemmer S. The impact of Bevacizumab (Avastin) on survival in metastatic solid tumors--a meta-analysis and systematic review. *PLoS One.* 2013;8(1):e51780.

Grants

- 2015-2017 The Israel National Institute for Health Policy Research: The impact of a decision support system for antibiotic decisions on appropriateness of treatment, morbidity and mortality, consumption of antibiotics and resistance to antibiotic drugs
- 2011-2017 EU- FP7-HEALTH-2011-two-stage: AIDA: Investigator-driven clinical trials of off-patent antibiotics. Preserving old antibiotics for the future
- 2016-2021 IMI – COMBACTE-MAGNET: Combatting Bacterial Resistance in Europe – Molecules Against Gram Negative Infections
- 2016-2019 ERA-NET/ JPI-EC-AMR: Transnational Research Projects on the Transmission Dynamics of Antibacterial Resistance

Musculoskeletal Disorders

Dr. Ofir Chechik, M.D.

Division of Orthopedic Surgery
Tel Aviv Medical Center

 ofirch@tasmc.gov.il
URL: <http://doctorchechik.co.il>



Eran Maman, M.D.

Director of the Shoulder Unit
Division of Orthopedic Surgery, Tel Aviv
Medical Center

 eranm@tlvmc.gov.il

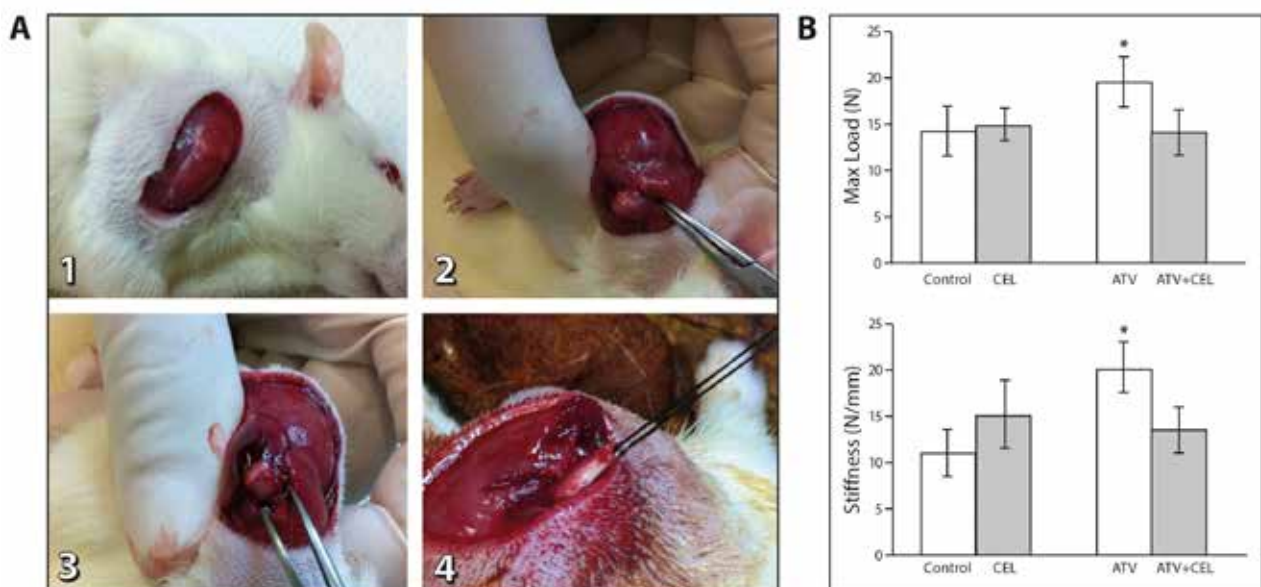


Oleg Dolkart, Ph.D.

Director of the Research Unit
Division of Orthopedic Surgery, Tel Aviv
Medical Center

 olegd@tlvmc.gov.il

Investigating the Biomechanical Properties and Healing of Rotator Cuff Tendons



COX2-dependent stimulation of tendon healing by Atorvastatin (ATV). **A.** Rotator cuff repair model in rats. Under anesthesia, skin incision over the deltoid muscle (1); the deltoid is gently split (2) to uncover the supraspinatus tendon. The tendon is then cut adjacent to its footprint on the humeral head (3) and repositioned by suturing to the humerus (4). **B.** After 3 weeks, biomechanical testing in tension shows higher loads to failure and stiffness values in the ATV group compared with control, Celecoxib (CEL) and CEL+ATV groups.

Positions

Senior Lecturer, Sackler Faculty of Medicine

Committee Member, Tel Aviv Medical Center
Institutional Review Board

Research

We study the biomechanical properties of rotator cuff tendons in various scenarios. Rotator cuff tears are a leading cause of shoulder pain and dysfunction in elderly as well as young population. Tendon healing is often impaired and requires surgical intervention. While technology and surgical techniques developed enormously during the last decades, biologic factors are still the limiting factor in tendon healing and re-tear. Studies are performed using a rat model imitating tendon tears and surgical repairs. Tendon healing is studied under various conditions including pharmacological agents and magnetic fields. The effect of pharmacologic agents on bone density and bone-tendon interface is also studied.

Publications

Chechik O, Dolkart O, Mozes G, Rak O, Alhajajra F, **Maman E**. Timing matters: NSAIDs interfere with the late proliferation stage of a repaired rotator cuff tendon healing in rats. *Arch Orthop Trauma Surg*. 2014;134(4):515-20.

Dolkart O, Chechik O, Zarfati Y, Brosh T, Alhajajra F, **Maman E**. A single dose of Platelet-Rich Plasma improves the organization and strength of a surgically repaired Rotator Cuff Tendon in rats. *Archives of Orthopaedic and Trauma Surgery*. 2014;134(9):1271-7.

Dolkart O, Liron T, **Chechik O**, Somjen D, Brosh T, **Maman E**, Gabet Y. Statins enhance Rotator Cuff healing by stimulating the COX2/PGE2/EP4 pathway: In vivo and in vitro study. *The American Journal of Sports Medicine*. 2014;42(12):2869-76.

Maman E, Yehuda C, Pritsch T, Morag G, Brosh T, Sharfman Z, **Dolkart O**. Detrimental effect of repeated and single subacromial corticosteroids injections on intact and injured rotator cuff: biomechanical and imaging studies in rats. *Am J Sports Med*. 2016;44(1):177-82.

Gigi R, **Dolkart O**, Sharfman T Z, Goldstein Y, Brosh T, Rath E, **Maman E, Chechik O**. Biomechanical evaluation of two arthroscopic techniques for biceps tenodesis: Triple loop suture versus simple suture. *J Shoulder Elbow Surg*. 2017;26(1):165-169.

O Dolkart, O Chechik, A Bivas, T Brosh, M Drexler, Z Weinerman, **E Maman**. Subacromial corticosteroid injections transiently decrease suture anchor pullout strength: biomechanical studies in rats. *J Shoulder Elbow Surg*, In press.



Prof. Jeffrey Hausdorff, Ph.D.

Center for the Study of Movement, Cognition and Mobility, Neurological Institute, Tel Aviv Sourasky Medical Center
Department of Physical Therapy, Sackler Faculty of Medicine



TEL AVIV UNIVERSITY

jhausdor@tlvmc.gov.il
URL: tinyurl.com/cmcm-tlvmc
URL: <http://www.sagol.tau.ac.il/en/faculty/hausdorff-jef-frey/>



Investigating Gait, Balance, Falls and Motor-Cognitive Interactions in Aging and Disease

Positions

Professor, Sackler Faculty of Medicine and Sagol School of Neuroscience, Tel Aviv University

Director, The Center for the Study of Movement, Cognition and Mobility, Neurological Institute, Tel Aviv Sourasky Medical Center

Rush Alzheimer's Disease Center and Department of Orthopaedic Surgery, Rush University Medical Center

Movement Disorders Society Task Force on Technology

Gait Advisory Committee for the Michael J. Fox Foundation for Parkinson's Research

International Society of Posture and Gait Research Strategic Planning Committee

Board of Directors, International Society for the Measurement of Physical Behaviour

Associate Editor, Journal of NeuroEngineering & Rehabilitation

Associate Editor, Journals of Gerontology: Medical Sciences

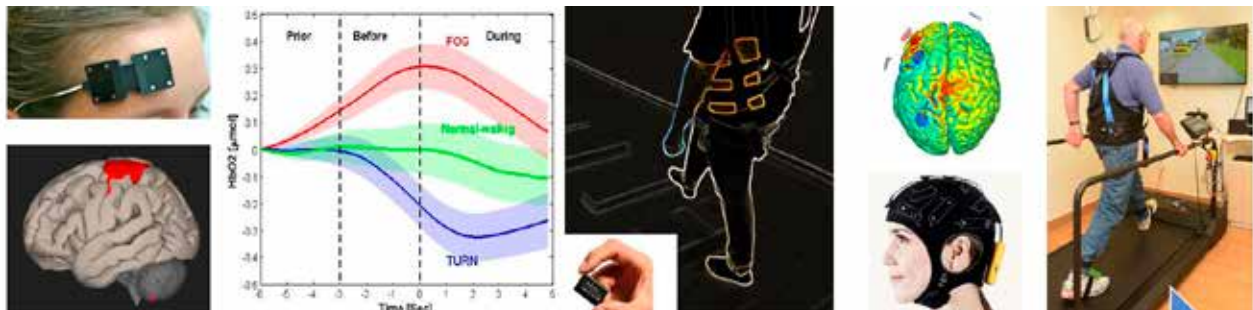
Editorial Board, Gait & Posture

Review Editor in Movement Disorders, Frontiers in Neurology

American Federation of Aging Research's National Scientific Advisory Council

Research

At the Center for the Study of Movement, Cognition, and Mobility, we investigate balance, walking, and falls as well as the prevention and restoration of loss of mobility, motor function, and cognition associated with aging and neurological disease (e.g., Parkinson's, multiple sclerosis, Alzheimer's, post-stroke, children with ADHD). Our research team leverages a combination of clinical, engineering and neuroscience expertise to achieve three main objectives: 1) acquire new understandings of the *mechanisms* that contribute to cognitive and motor function and their changes with aging and disease; 2) construct and validate new methods and tools for early *detection* and *tracking* of cognitive and motor decline associated with aging and neurodegeneration. This includes the development of new "bio-markers" that can be used for early



Mechanisms

Assessment

Treatment

Examples of the modalities that we use to study, assess and treat gait, balance, falls and motor-cognitive interactions.

diagnosis, prognosis, and for quantitative tracking of disease progression, aging, and the response to therapeutic interventions (e.g., at-home monitoring using wearable devices and machine learning) and 3) develop novel methods for *prevention* and *treatment* (e.g., using virtual reality, pharmacologic therapy, motor learning, non-invasive brain stimulation).

Examples of ongoing projects in the lab include a) fMRI, EEG, and fNIRS imaging of balance and gait in Parkinson's disease and aging during usual walking and during challenging conditions such as when negotiating obstacles; b) virtual-reality based intervention for gait and cognitive function in older adults and patients with multiple sclerosis; c) transcranial direct current stimulation to study the mechanisms and to ameliorate freezing of gait in patients with Parkinson's disease; d) Smartphone-based intervention to improve gait and cognition and to reduce fall risk in older adults; e) transcranial direct current stimulation to study the mechanisms and to reduce fall risk and the effects of dual tasking in older adults; f) investigation of genetic contributions to gait and mobility; g) 24/7 monitoring of gait and mobility using body-fixed sensors to study the effects of osteoarthritis on mobility and to identify early markers of Parkinson's disease. h) neural network studies of cognitive aging and mobility; i) effects of high intensity exercise on cognition, gait and mobility in older adults with mild cognitive impairment.

Publications

Manuscripts

Giladi N, Horak FB, **Hausdorff JM**. Classification of gait disturbances: distinguishing between continuous and episodic changes. *Mov Disord* 28:1469-1473; 2013.

Hausdorff JM, Buchman AS. What links gait speed and MCI with dementia? A fresh look at the association between motor and cognitive function. *J Gerontol A Biol Sci Med Sci* 68:409-411; 2013.

Herman T, Rosenberg-Katz K, Jacob Y, Auriel E, Gurevich T, Giladi N, **Hausdorff JM**. White matter hyperintensities in Parkinson's disease: do they explain the disparity between the postural instability gait difficulty and tremor dominant subtypes? *PLoS One* 8:e55193; 2013.

Kafri M, Sasson E, Assaf Y, Balash Y, Aiznstein O, **Hausdorff JM**, Giladi N. High-level gait disorder: associations with specific white matter changes observed on advanced diffusion imaging. *J Neuroimaging* 23:39-46; 2013.

Mirelman A, Heman T, Yasinovsky K, Thaler A, Gurevich T, Marder K, Bressman S, Bar-Shira A, Orr-Urtreger A, Giladi N, **Hausdorff JM**. Fall risk and gait in Parkinson's disease: the role of the LRRK2 G2019S mutation. *Mov Disord* 28:1683-1690; 2013.

Mirelman A, Rochester L, Reelick M, Nieuwhof F, Pelosin E, Abbruzzese G, Dockx K, Nieuwboer A, **Hausdorff JM**. V-TIME: a treadmill training program augmented by virtual reality to decrease fall risk in older adults: study design of a randomized controlled trial. *BMC Neurol* 13:15; 2013.

Plotnik M, Bartsch RP, Zeev A, Giladi N, **Hausdorff JM**. Effects of walking speed on asymmetry and bilateral coordination of gait. *Gait Posture* 38:864-869; 2013.

Rosenberg-Katz K, Herman T, Jacob Y, Giladi N, Hendler T, **Hausdorff JM**. Gray matter atrophy distinguishes between Parkinson disease motor subtypes. *Neurology* 80:1476-1484; 2013.

Seri-Fainshtat E, Israel Z, Weiss A, **Hausdorff JM**. Impact of sub-thalamic nucleus deep brain stimulation on dual tasking gait in Parkinson's disease. *J Neuroeng Rehabil* 10:38; 2013.

Van Lummel RC, Ainsworth E, Lindemann U, Zijlstra W, Chiari L, Van CP, **Hausdorff JM**. Automated approach for quantifying the repeated sit-to-stand using one body fixed sensor in young and older adults. *Gait Posture* 38:153-156; 2013.

Wayne PM, Manor B, Novak V, Costa MD, **Hausdorff JM**, Goldberger AL, Ahn AC, Yeh GY, Peng CK, Lough M, Davis RB, Quilty MT, Lipsitz LA. A systems biology approach to studying Tai Chi, physiological complexity and healthy aging: design and rationale of a pragmatic randomized controlled trial. *Contemp Clin Trials* 34:21-34; 2013.

Weiss A, Brozgol M, Dorfman M, Herman T, Shema S, Giladi N, **Hausdorff JM**. Does the evaluation of gait quality during daily life provide insight into fall risk? A novel approach using 3-day accelerometer recordings. *Neurorehabil Neural Repair* 27:742-752; 2013.

Weiss A, Mirelman A, Buchman AS, Bennett DA, **Hausdorff JM**. Using a body-fixed sensor to identify subclinical gait difficulties in older adults with IADL disability: maximizing the output of the timed up and go. *PLoS One* 8:e68885; 2013.

Yogev-Seligmann G, Giladi N, Gruendlinger L, **Hausdorff JM**. The contribution of postural control and bilateral coordination to the impact of dual tasking on gait. *Exp Brain Res* 226:81-93; 2013.

- Buchman AS, Leurgans SE, Weiss A, Vanderhorst V, Mirelman A, Dawe R, Barnes LL, Wilson RS, **Hausdorff JM**, Bennett DA. Associations between quantitative mobility measures derived from components of conventional mobility testing and Parkinsonian gait in older adults. *PLoS One* 9:e86262; 2014.
- Cui X, Peng CK, Costa MD, Weiss A, Goldberger AL, **Hausdorff JM**. Development of a new approach to quantifying stepping stability using ensemble empirical mode decomposition. *Gait Posture* 39:495-500; 2014.
- Dorfman M, Herman T, Brozgol M, Shema S, Weiss A, **Hausdorff JM**, Mirelman A. Dual-task training on a treadmill to improve gait and cognitive function in elderly idiopathic fallers. *J Neurol Phys Ther* 38:246-253; 2014.
- Gurevich T, Balash Y, Merims D, Peretz C, Herman T, **Hausdorff JM**, Giladi N. Effect of rivastigmine on mobility of patients with higher-level gait disorder: a pilot exploratory study. *Drugs R D* 14:57-62; 2014.
- Herman T, Weiss A, Brozgol M, Giladi N, **Hausdorff JM**. Gait and balance in Parkinson's disease subtypes: objective measures and classification considerations. *J Neurol* 261:2401-2410; 2014.
- Herman T, Rosenberg-Katz K, Jacob Y, Giladi N, **Hausdorff JM**. Gray matter atrophy and freezing of gait in Parkinson's disease: Is the evidence black-on-white? *Mov Disord* 29:134-139; 2014.
- Herman T, Weiss A, Brozgol M, Giladi N, **Hausdorff JM**. Identifying axial and cognitive correlates in patients with Parkinson's disease motor subtype using the instrumented Timed Up and Go. *Exp Brain Res* 232:713-721; 2014.
- Iluz T, Gazit E, Herman T, Sprecher E, Brozgol M, Giladi N, Mirelman A, **Hausdorff JM**. Automated detection of missteps during community ambulation in patients with Parkinson's disease: a new approach for quantifying fall risk in the community setting. *J Neuroeng Rehabil* 11:48; 2014.
- Maidan I, Freedman T, Tzemah R, Giladi N, Mirelman A, **Hausdorff JM**. Introducing a new definition of a near fall: intra-rater and inter-rater reliability. *Gait Posture* 39:645-647; 2014.
- Milman U, Atias H, Weiss A, Mirelman A, **Hausdorff JM**. Can cognitive remediation improve mobility in patients with Parkinson's disease? Findings from a 12 week pilot study. *J Parkinsons Dis* 4:37-44; 2014.
- Mirelman A, Weiss A, Buchman AS, Bennett DA, Giladi N, **Hausdorff JM**. Association between performance on Timed Up and Go subtasks and mild cognitive impairment: further insights into the links between cognitive and motor function. *J Am Geriatr Soc* 62:673-678; 2014.
- Mirelman A, Maidan I, Bernad-Elazari H, Nieuwhof F, Reelick M, Giladi N, **Hausdorff JM**. Increased frontal brain activation during walking while dual tasking: an fNIRS study in healthy young adults. *J Neuroeng Rehabil* 11:85; 2014.
- Paolini G, Peruzzi A, Mirelman A, Cereatti A, Gaukrodger S, **Hausdorff JM**, Della CU. Validation of a method for real time foot position and orientation tracking with Microsoft Kinect technology for use in virtual reality and treadmill based gait training programs. *IEEE Trans Neural Syst Rehabil Eng* 22:997-1002; 2014.
- Plotnik M, Shema S, Dorfman M, Gazit E, Brozgol M, Giladi N, **Hausdorff JM**. A motor learning-based intervention to ameliorate freezing of gait in subjects with Parkinson's disease. *J Neurol* 261:1329-1339; 2014.
- Rocchi L, Palmerini L, Weiss A, Herman T, **Hausdorff JM**. Balance testing with inertial sensors in patients with Parkinson's disease: assessment of motor subtypes. *IEEE Trans Neural Syst Rehabil Eng* 22:1064-1071; 2014.
- Shema SR, Brozgol M, Dorfman M, Maidan I, Sharaby-Yeshayahu L, Malik-Kozuch H, Wachslar YO, Giladi N, **Hausdorff JM**, Mirelman A. Clinical experience using a 5-week treadmill training program with virtual reality to enhance gait in an ambulatory physical therapy service. *Phys Ther* 94:1319-1326; 2014.
- Trojaniello D, Cereatti A, Pelosin E, Avanzino L, Mirelman A, **Hausdorff JM**, Della CU. Estimation of step-by-step spatio-temporal parameters of normal and impaired gait using shank-mounted magneto-inertial sensors: application to elderly, hemiparetic, parkinsonian and choreic gait. *J Neuroeng Rehabil* 11:152; 2014.
- Verghese J, Annweiler C, Ayers E, Barzilai N, Beauchet O, Bennett DA, Bridenbaugh SA, Buchman AS, Callisaya ML, Camicioli R, Capistrant B, Chatterji S, De Cock AM, Ferrucci L, Giladi N, Guralnik JM, **Hausdorff JM**, Holtzer R, Kim KW, Kowal P, Kressig RW, Lim JY, Lord S, Meguro K, Montero-Odasso M, Muir-Hunter SW, Noone ML, Rochester L, Srikanth V, Wang C. Motoric cognitive risk syndrome: multicountry prevalence and dementia risk. *Neurology* 83:718-726; 2014.
- Wayne PM, Gow BJ, Costa MD, Peng CK, Lipsitz LA, **Hausdorff JM**, Davis RB, Walsh JN, Lough M, Novak V, Yeh GY, Ahn AC, Macklin EA, Manor B.

Complexity-Based Measures Inform Effects of Tai Chi Training on Standing Postural Control: Cross-Sectional and Randomized Trial Studies. *PLoS One* 9:e114731; 2014.

Weiss A, Herman T, Giladi N, **Hausdorff JM**. Objective assessment of fall risk in Parkinson's disease using a body-fixed sensor worn for 3 days. *PLoS One* 9:e96675; 2014.

Ben AE, Shenhar-Tsarfaty S, Korczyn AD, Kliper E, Halleli H, Shopin L, Auriel E, Giladi N, Mike A, Halevy A, Weiss A, Mirelman A, Bornstein NM, **Hausdorff JM**. Gait measures as predictors of poststroke cognitive function: evidence from the TABASCO study. *Stroke* 46:1077-1083; 2015.

Herman T, Weiss A, Brozgol M, Wilf-Yarkoni A, Giladi N, **Hausdorff JM**. Cognitive function and other non-motor features in non-demented Parkinson's disease motor subtypes. *J Neural Transm (Vienna)* 122:1115-1124; 2015.

Ihlen EA, Weiss A, Helbostad JL, **Hausdorff JM**. The Discriminant Value of Phase-Dependent Local Dynamic Stability of Daily Life Walking in Older Adult Community-Dwelling Fallers and Nonfallers. *Biomed Res Int* 2015:402596; 2015.

Klucken J, Friedl KE, Eskofier BM, **Hausdorff JM**. Guest Editorial: Enabling Technologies for Parkinson's Disease Management. *IEEE J Biomed Health Inform* 19:1775-1776; 2015.

Maidan I, Bernad-Elazari H, Gazit E, Giladi N, **Hausdorff JM**, Mirelman A. Changes in oxygenated hemoglobin link freezing of gait to frontal activation in patients with Parkinson disease: an fNIRS study of transient motor-cognitive failures. *J Neurol* 262:899-908; 2015.

Mazilu S, Calatroni A, Gazit E, Mirelman A, **Hausdorff JM**, Troster G. Prediction of Freezing of Gait in Parkinson's From Physiological Wearables: An Exploratory Study. *IEEE J Biomed Health Inform* 19:1843-1854; 2015.

Mirelman A, Bernad-Elazari H, Nobel T, Thaler A, Peruzzi A, Plotnik M, Giladi N, **Hausdorff JM**. Effects of Aging on Arm Swing during Gait: The Role of Gait Speed and Dual Tasking. *PLoS One* 10:e0136043; 2015.

Rosenberg-Katz K, Herman T, Jacob Y, Mirelman A, Giladi N, Hendler T, **Hausdorff JM**. Fall risk is associated with amplified functional connectivity of the central executive network in patients with Parkinson's disease. *J Neurol* 262:2448-2456; 2015.

Trojaniello D, Ravaschio A, **Hausdorff JM**, Cereatti A. Comparative assessment of different methods

for the estimation of gait temporal parameters using a single inertial sensor: application to elderly, post-stroke, Parkinson's disease and Huntington's disease subjects. *Gait Posture* 42:310-316; 2015.

Walsh JN, Manor B, **Hausdorff JM**, Novak V, Lipsitz L, Gow B, Macklin EA, Peng CK, Wayne PM. Impact of Short- and Long-term Tai Chi Mind-Body Exercise Training on Cognitive Function in Healthy Adults: Results From a Hybrid Observational Study and Randomized Trial. *Glob Adv Health Med* 4:38-48; 2015.

Wayne PM, **Hausdorff JM**, Lough M, Gow BJ, Lipsitz L, Novak V, Macklin EA, Peng CK, Manor B. Tai Chi Training may Reduce Dual Task Gait Variability, a Potential Mediator of Fall Risk, in Healthy Older Adults: Cross-Sectional and Randomized Trial Studies. *Front Hum Neurosci* 9:332; 2015.

Weiss A, Herman T, Giladi N, **Hausdorff JM**. Association between Community Ambulation Walking Patterns and Cognitive Function in Patients with Parkinson's Disease: Further Insights into Motor-Cognitive Links. *Parkinsons Dis* 2015:547065; 2015.

Weiss A, Herman T, Giladi N, **Hausdorff JM**. New evidence for gait abnormalities among Parkinson's disease patients who suffer from freezing of gait: insights using a body-fixed sensor worn for 3 days. *J Neural Transm (Vienna)* 122:403-410; 2015.

Bernad-Elazari H, Herman T, Mirelman A, Gazit E, Giladi N, **Hausdorff JM**. Objective characterization of daily living transitions in patients with Parkinson's disease using a single body-fixed sensor. *J Neurol* 263:1544-1551; 2016.

Dockx K, Bekkers EM, Van dB, V, Ginis P, Rochester L, **Hausdorff JM**, Mirelman A, Nieuwboer A. Virtual reality for rehabilitation in Parkinson's disease. *Cochrane Database Syst Rev* 12:CD010760; 2016.

Ginis P, Nieuwboer A, Dorfman M, Ferrari A, Gazit E, Canning CG, Rocchi L, Chiari L, **Hausdorff JM**, Mirelman A. Feasibility and effects of home-based smartphone-delivered automated feedback training for gait in people with Parkinson's disease: A pilot randomized controlled trial. *Parkinsonism Relat Disord* 22:28-34; 2016.

Ihlen EAF, Weiss A, Beck Y, Helbostad JL, **Hausdorff JM**. A comparison study of local dynamic stability measures of daily life walking in older adult community-dwelling fallers and non-fallers. *J Biomech* 49:1498-1503; 2016.

Ihlen EAF, Weiss A, Bourke A, Helbostad JL, **Hausdorff JM**. The complexity of daily life walking in older adult community-dwelling fallers and non-fallers. *J Biomech* 49:1420-1428; 2016.

- Iluz T, Weiss A, Gazit E, Tankus A, Brozgol M, Dorfman M, Mirelman A, Giladi N, **Hausdorff JM**. Can a Body-Fixed Sensor Reduce Heisenberg's Uncertainty When It Comes to the Evaluation of Mobility? Effects of Aging and Fall Risk on Transitions in Daily Living. *J Gerontol A Biol Sci Med Sci* 71:1459-1465; 2016.
- James EG, Leveille SG, You T, **Hausdorff JM**, Trivison T, Manor B, McLean R, Bean JF. Gait coordination impairment is associated with mobility in older adults. *Exp Gerontol* 80:12-16; 2016.
- Maidan I, Rosenberg-Katz K, Jacob Y, Giladi N, Deutsch JE, **Hausdorff JM**, Mirelman A. Altered brain activation in complex walking conditions in patients with Parkinson's disease. *Parkinsonism Relat Disord* 25:91-96; 2016.
- Maidan I, Nieuwhof F, Bernad-Elazari H, Reelick MF, Bloem BR, Giladi N, Deutsch JE, **Hausdorff JM**, Claassen JA, Mirelman A. The role of the frontal lobe in complex walking among patients with Parkinson's disease and healthy older adults: An fNIRS study. *Neurorehabil Neural Repair* 30:963-971; 2016.
- Mirelman A, Rochester L, Maidan I, Del DS, Alcock L, Nieuwhof F, Rikkert MO, Bloem BR, Pelosin E, Avanzino L, Abbruzzese G, Dockx K, Bekkers E, Giladi N, Nieuwboer A, **Hausdorff JM**. Addition of a non-immersive virtual reality component to treadmill training to reduce fall risk in older adults (V-TIME): a randomised controlled trial. *Lancet* 388:1170-1182; 2016.
- Mirelman A, Bernad-Elazari H, Thaler A, Giladi-Yacobi E, Gurevich T, Gana-Weisz M, Saunders-Pullman R, Raymond D, Doan N, Bressman SB, Marder KS, Alcalay RN, Rao AK, Berg D, Brockmann K, Aasly J, Waro BJ, Tolosa E, Vilas D, Pont-Sunyer C, Orr-Urtreger A, **Hausdorff JM**, Giladi N. Arm swing as a potential new prodromal marker of Parkinson's disease. *Mov Disord* 31:1527-1534; 2016.
- Nieuwhof F, Reelick MF, Maidan I, Mirelman A, **Hausdorff JM**, Olde Rikkert MG, Bloem BR, Muthalib M, Claassen JA. Measuring prefrontal cortical activity during dual task walking in patients with Parkinson's disease: feasibility of using a new portable fNIRS device. *Pilot Feasibility Stud* 2:59; 2016.
- Pelosin E, Ogliaastro C, Lagravinese G, Bonassi G, Mirelman A, **Hausdorff JM**, Abbruzzese G, Avanzino L. Attentional Control of Gait and Falls: Is Cholinergic Dysfunction a Common Substrate in the Elderly and Parkinson's Disease? *Front Aging Neurosci* 8:104; 2016.
- Rosenberg-Katz K, Maidan I, Jacob Y, Giladi N, Mirelman A, **Hausdorff JM**. Alterations in conflict monitoring are related to functional connectivity in Parkinson's disease. *Cortex* 82:277-286; 2016.
- Rosenberg-Katz K, Herman T, Jacob Y, Kliper E, Giladi N, **Hausdorff JM**. Subcortical Volumes Differ in Parkinson's Disease Motor Subtypes: New Insights into the Pathophysiology of Disparate Symptoms. *Front Hum Neurosci* 10:356; 2016.
- van der Leeuw G, Eggermont LH, Shi L, Milberg WP, Gross AL, **Hausdorff JM**, Bean JF, Leveille SG. Pain and cognitive function among older adults living in the community. *J Gerontol A Biol Sci Med Sci* 71:398-405; 2016.
- Weiss A, Brozgol M, Giladi N, **Hausdorff JM**. Can a single lower trunk body-fixed sensor differentiate between level-walking and stair descent and ascent in older adults? Preliminary findings. *Med Eng Phys* 38:1146-1151; 2016.
- Weiss A, Mirelman A, Giladi N, Barnes LL, Bennett DA, Buchman AS, **Hausdorff JM**. Transition between the timed up and go turn to sit subtasks: is timing everything? *J Am Med Dir Assoc* 17:864; 2016.
- Arie L, Herman T, Shema-Shiratzky S, Giladi N, **Hausdorff JM**. Do cognition and other non-motor symptoms decline similarly among patients with Parkinson's disease motor subtypes? Findings from a 5-year prospective study. *J Neurol* 264:2149-2157; 2017.
- Arndt H, Burkard S, Talavera G, Garcia J, Castells D, Codina M, **Hausdorff JM**, Mirelman A, Harte R, Casey M, Glynn L, Di RM, Rossi L, Stara V, Rosevall J, Rusu C, Carenas C, Breuil F, Reixach E, Carrabina J. Real-Time Constant Monitoring of Fall Risk Index by Means of Fully-Wireless Insoles. *Stud Health Technol Inform* 237:193-197; 2017.
- Broom L, Ellison BA, Worley A, Wagenaar L, Sorberg E, Ashton C, Bennett DA, Buchman AS, Saper CB, Shih LC, **Hausdorff JM**, VanderHorst VG. A translational approach to capture gait signatures of neurological disorders in mice and humans. *Sci Rep* 7:3225; 2017.
- Brozgol M, Arbiv M, Mirelman A, Herman T, **Hausdorff JM**, Vaisman N. Vertical ground reaction force during standing and walking: Are they related to bone mineral density left-right asymmetries? *Gait Posture* 54:174-177; 2017.
- Dagan M, Herman T, Mirelman A, Giladi N, **Hausdorff JM**. The role of the prefrontal cortex in freezing of gait in Parkinson's disease: insights from a deep repetitive transcranial magnetic stimulation exploratory study. *Exp Brain Res* 235:2463-2472; 2017.

- Dawe RJ, Leurgans SE, Yang J, Bennett JM, **Hausdorff JM**, Lim AS, Gaiteri C, Bennett DA, Buchman AS. Association between quantitative gait and balance measures and total daily physical activity in community-dwelling older adults. *J Gerontol A Biol Sci Med Sci* ; 2017.
- Di RM, **Hausdorff JM**, Stara V, Rossi L, Glynn L, Casey M, Burkard S, Cherubini A. Concurrent validation of an index to estimate fall risk in community dwelling seniors through a wireless sensor insole system: A pilot study. *Gait Posture* 55:6-11; 2017.
- Dockx K, Alcock L, Bekkers E, Ginis P, Reelick M, Pelosin E, Lagravinese G, **Hausdorff JM**, Mirelman A, Rochester L, Nieuwboer A. Fall-prone older people's attitudes towards the use of virtual reality technology for fall prevention. *Gerontology* 63:590-598; 2017.
- Gow BJ, **Hausdorff JM**, Manor B, Lipsitz LA, Macklin EA, Bonato P, Novak V, Peng CK, Ahn AC, Wayne PM. Can Tai Chi training impact fractal stride time dynamics, an index of gait health, in older adults? Cross-sectional and randomized trial studies. *PLoS One* 12:e0186212; 2017.
- James EG, Leveille SG, **Hausdorff JM**, Barton B, Cote S, Karabulut M, Conatser P, Kennedy DN, Tucker KL, Al SS, Markides KS, Bean JF. Coordination impairments are associated with falling among older adults. *Exp Aging Res* 43:430-439; 2017.
- James EG, Conatser P, Karabulut M, Leveille SG, **Hausdorff JM**, Cote S, Tucker KL, Barton B, Bean JF, Al SS, Markides KS. Mobility limitations and fear of falling in non-English speaking older Mexican-Americans. *Ethn Health* 22:480-489; 2017.
- James EG, Leveille SG, **Hausdorff JM**, Trivison T, Kennedy DN, Tucker KL, Al SS, Markides KS, Bean JF. Rhythmic Interlimb Coordination Impairments and the Risk for Developing Mobility Limitations. *J Gerontol A Biol Sci Med Sci* 72:1143-1148; 2017.
- James EG, Leveille SG, **Hausdorff JM**, Trivison T, Cote S, Conatser P, Karabulut M, Mendes AC, Kennedy DN, Tucker KL, Al SS, Markides KS, Bean JF. Rhythmic interlimb coordination impairments are associated with mobility limitations among older adults. *Exp Aging Res* 43:337-345; 2017.
- Maidan I, Rosenberg-Katz K, Jacob Y, Giladi N, **Hausdorff JM**, Mirelman A. Disparate effects of training on brain activation in Parkinson disease. *Neurology* 89:1804-1810; 2017.
- Maidan I, Bernad-Elazari H, Giladi N, **Hausdorff JM**, Mirelman A. When is higher level cognitive control needed for locomotor tasks among patients with Parkinson's Disease? *Brain Topogr* 30:531-538; 2017.
- Mirelman A, Maidan I, Bernad-Elazari H, Shustack S, Giladi N, **Hausdorff JM**. Effects of aging on prefrontal brain activation during challenging walking conditions. *Brain Cogn* 115:41-46; 2017.
- Nieuwhof F, Bloem BR, Reelick MF, Aarts E, Maidan I, Mirelman A, **Hausdorff JM**, Toni I, Helmich RC. Impaired dual tasking in Parkinson's disease is associated with reduced focusing of cortico-striatal activity. *Brain* 140:1384-1398; 2017.
- Palmerini L, Rocchi L, Mazilu S, Gazit E, **Hausdorff JM**, Chiari L. Identification of characteristic motor patterns preceding freezing of gait in Parkinson's Disease using wearable sensors. *Front Neurol* 8:394; 2017.
- Stuart S, Hunt D, Nell J, Godfrey A, **Hausdorff JM**, Rochester L, Alcock L. Do you see what I see? Mobile eye-tracker contextual analysis and interrater reliability. *Med Biol Eng Comput*; 2017.
- Tankus A, Strauss I, Gurevich T, Mirelman A, Giladi N, Fried I, **Hausdorff JM**. Subthalamic neurons encode both single- and multi-limb movements in Parkinson's Disease patients. *Sci Rep* 7:42467; 2017.
- van der Leeuw G, Leveille SG, Jones RN, **Hausdorff JM**, McLean R, Kiely DK, Gagnon M, Milberg WP. Measuring attention in very old adults using the Test of Everyday Attention. *Neuropsychol Dev Cogn B Aging Neuropsychol Cogn* 24:543-554; 2017.
- Hausdorff JM**, Hillel I, Shustak S, Del Din S, Bekkers E MJ, Pelosin E, Nieuwhof F, Rochester L, Mirelman A. Everyday stepping quantity and quality among older adult fallers with and without mild cognitive impairment: Initial evidence for new motor markers of cognitive deficits? *J Gerontol Med Sci* ePub ahead of print, 2017.
- Maidan I, Eyal S, Kurz I, Geffen N, Gazit E, Ravid L, Giladi N, Mirelman A, **Hausdorff JM**. Age-associated changes in obstacle negotiation strategies: Does size and timing matter? *Gait Posture* 59:242-247; 2018.
- Dagan M, Herman T, Harrison R, Zhou J, Giladi N, Ruffini G, Manor B, **Hausdorff JM**. Multi-target transcranial direct current stimulation for freezing of gait in Parkinson's disease: A step forward? *Mov Disord*, in press 2018.

Reviews

- Amboni M, Barone P, **Hausdorff JM**. Cognitive contributions to gait and falls: evidence and implications. *Mov Disord* 28:1520-1533; 2013.
- Ambrose AF, Paul G, **Hausdorff JM**. Risk factors for falls among older adults: a review of the literature. *Maturitas* 75:51-61; 2013.

Herman T, Giladi N, **Hausdorff JM**. Neuroimaging as a window into gait disturbances and freezing of gait in patients with Parkinson's disease. *Curr Neurol Neurosci Rep* 13:411; 2013.

Rosso AL, Studenski SA, Chen WG, Aizenstein HJ, Alexander NB, Bennett DA, Black SE, Camicioli R, Carlson MC, Ferrucci L, Guralnik JM, **Hausdorff JM**, Kaye J, Launer LJ, Lipsitz LA, Verghese J, Rosano C. Aging, the central nervous system, and mobility. *J Gerontol A Biol Sci Med Sci* 68:1379-1386; 2013.

Mirelman A, Giladi N, **Hausdorff JM**. Body-fixed sensors for Parkinson Disease. *JAMA* 314:873-874; 2015.

Sorond FA, Cruz-Almeida Y, Clark DJ, Viswanathan A, Scherzer CR, De JP, Csiszar A, Laurienti PJ, **Hausdorff JM**, Chen WG, Ferrucci L, Rosano C, Studenski SA, Black SE, Lipsitz LA. Aging, the central nervous system, and mobility in older adults: Neural mechanisms of mobility impairment. *J Gerontol A Biol Sci Med Sci* 70:1526-1532; 2015.

Espay AJ, Bonato P, Nahab FB, Maetzler W, Dean JM, Klucken J, Eskofier BM, Merola A, Horak F, Lang AE, Reilmann R, Giuffrida J, Nieuwboer A, Horne M, Little MA, Litvan I, Simuni T, Dorsey ER, Burack MA, Kubota K, Kamondi A, Godinho C, Daneault JF, Mitsi G, Krinke L, **Hausdorff JM**, Bloem BR, Papapetropoulos S. Technology in Parkinson's disease: Challenges and opportunities. *Mov Disord* 31:1272-1282; 2016.

Varma VR, **Hausdorff JM**, Studenski SA, Rosano C, Camicioli R, Alexander NB, Chen WG, Lipsitz LA, Carlson MC. Aging, the Central nervous system, and mobility in older adults: Interventions. *J Gerontol A Biol Sci Med Sci* 71:1451-1458; 2016.

Fasano A, Canning CG, **Hausdorff JM**, Lord S, Rochester L. Falls in Parkinson's disease: A complex and evolving picture. *Mov Disord* 32:1524-1536; 2017.

Song R, Grabowska W, Park M, Osypiuk K, Vergara-Diaz GP, Bonato P, **Hausdorff JM**, Fox M, Sudarsky LR, Macklin E, Wayne PM. The impact of Tai Chi and Qigong mind-body exercises on motor and non-motor function and quality of life in Parkinson's disease: A systematic review and meta-analysis. *Parkinsonism Relat Disord* 41:3-13; 2017.

Wajda DA, Mirelman A, **Hausdorff JM**, Sosnoff JJ. Intervention modalities for targeting cognitive-motor interference in individuals with neurodegenerative disease: A systematic review. *Expert Rev Neurother* 17:251-261; 2017.

Grants

2016-2020 Michael J Fox Foundation for Parkinson's Research, The Effects of Multi-focal Transcranial Direct Current Stimulation on Freezing of Gait in Patients with Parkinson's Disease: A Randomized Controlled Trial (JM Hausdorff, PI)

2016-2019 National Multiple Sclerosis Society, Virtual Reality-treadmill combined intervention for enhancing mobility and cognitive function in patients with Relapsing-Remitting Multiple Sclerosis (JM Hausdorff, PI)

2016-2019 Ministry of Science, Technology and Space, Development and validation a Smartphone-based system for improving gait, cognition and socialization in elderly (A Mirelman PI)

2016-2021 National Institutes of Health, Racial Differences in Late-Life Cognitive decline and risk of Alzheimer's Disease (L Barnes, PI; JM Hausdorff Israeli PI)

2016-2019 US-Israel Bi-National Science Foundation, Enhancing brain activity to improve dual task walking in older adult fallers: a functional near-infrared spectroscopy and transcranial direct current stimulation study (JM Hausdorff Israeli PI, L Lipsitz US PI).

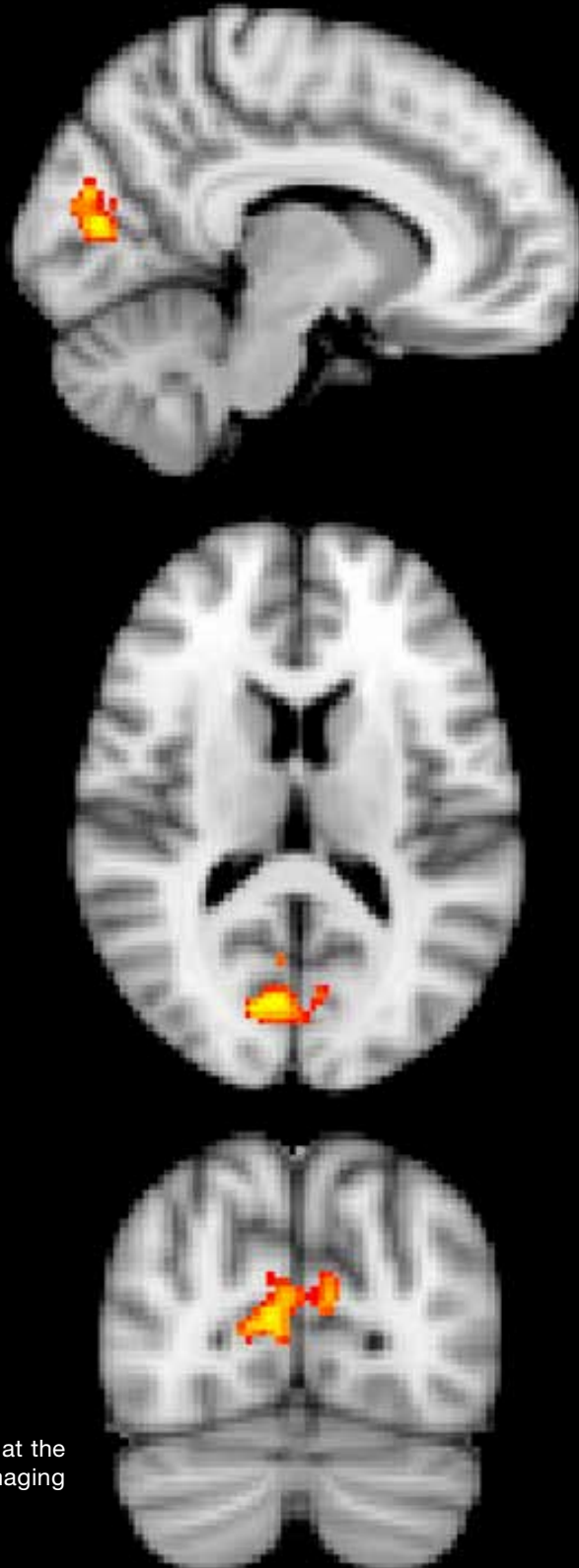
2017-2019 Israel Science Foundation, The role of the frontal lobe in obstacle negotiation in patients with Parkinson's disease (JM Hausdorff, PI)

2017-2022 National Institutes of Health, Impaired Gait in Older Adults: Pathologies of Alzheimer's disease and Related Disorders (A Buchman, PI; JM Hausdorff Israeli PI)

2017-2021 National Institutes of Health, Exploring Cognitive Aging Using Reference Ability Neural Networks (Y Stern PI; JM Hausdorff Israeli PI)

2017-2021 National Health Medical Research Council (Australia) BRAIN Training Trial: Balance, Resistance, or INterval Training Trial: A Randomised Controlled Trial of Three Exercise Modalities in Mild Cognitive Impairment (M Fiatarone-Singh PI; JM Hausdorff Israeli PI)

Neurological & Psychiatric Diseases



Functional MRI results, scanned at the Strauss Computational Neuroimaging Center, Tel Aviv University
Credit: Tom Schonberg



Dr. Yuval Bloch, M.D.

Cognitive and Emotion Research Lab
Shalvata Mental Health Center
Sackler Faculty of Medicine



 yuvalbl@clalit.org.il;
yuvalbloch10@gmail.com

Investigating Cognitive and Emotional Difficulties that Typify Different Psychopathologies in Life Span: Therapeutic Brain Stimulation

Positions

Senior Lecturer, Sackler Faculty of Medicine

Co-Cordinator, Course of Continuing Medical Education in Psychiatry, TAU

Head, Child and Adolescent Outpatient Clinic "Shalvata"

Research

Our research work is embedded in our clinical dilemmas and difficulties. Our studies have focused on: Cognitive and emotional domains in the course and development of different pathologies, especially depression and ADHD. We are interested in the interplay between anxiety and ADHD and a differential effect of Methylphenidate on state anxiety. We were able to show effects of depression on cognition in depressed adolescents with some cognitive domains related to state the depressive episode and others to the trait. In recent years, our studies have focused on brain stimulation, especially deep transcranial magnetic stimulation (rTMS), effects of pharmacotherapy and placebo on emotions and cognition.

Publications

Gvirts HZ, Mayseless N, Segev A, Lewis DY, Feffer K, Barnea Y, **Bloch Y**, Shamay-Tsoory SG. Novelty-seeking trait predicts the effect of methylphenidate on creativity. *J Psychopharmacol*. 2016.

Segev A, Rovner M, Appel DI, Abrams AW, Rotem M, **Bloch Y**. Possible Biases of Researchers' Attitudes Toward Video Games: Publication Trends Analysis of the Medical Literature (1980-2013). *J Med Internet Res*. 2016;18(7):e196.

Feffer K, Lichtenberg P, Becker G, **Bloch Y**, Netzer R, Nitzan U. A comparative study with depressed patients on the acceptability of placebo use. *Gen Hosp Psychiatry*. 2016;41:53-6.

Segev A, Gvirts HZ, Strouse K, Mayseless N, Gelbard H, Lewis YD, Barnea Y, Feffer K, Shamay-Tsoory SG, **Bloch Y**. A possible effect of methylphenidate on state anxiety: A single dose, placebo controlled, crossover study in a control group. *Psychiatry Res*. 2016;241:232-5.

Nitzan U, Bekerman T, Becker G, Lichtenberg P, Lev-Ran S, Walter G, Maoz H, **Bloch Y**. Physician perception regarding side-effect profile at the onset of antidepressant treatment: a survey of Israeli psychiatrists and primary care physicians. *Ann Gen Psychiatry*. 2016;15:5.

Gvirts HZ, Braw Y, Harari H, Lozin M, **Bloch Y**, Feffer K, Levkovitz Y. Executive dysfunction in bipolar disorder and borderline personality disorder. *Eur Psychiatry*. 2015;30(8):959-64.

Segev A, Mimouni-Bloch A, Ross S, Silman Z, Maoz H, **Bloch Y**. Evaluating Computer Screen Time and Its Possible Link to Psychopathology in the Context of Age: A Cross-Sectional Study of Parents and Children. *PLoS One*. 2015;10(11):e0140542.

Bloch Y, Aviram S, Neeman R, Braw Y, Nitzan U, Maoz H, Mimouni-Bloch A. Methylphenidate mediated change in prosody is specific to the performance of a cognitive task in female adult ADHD patients. *World J Biol Psychiatry*. 2015;16(8):635-9.

Maoz H, Aviram S, Nitzan U, Segev A, **Bloch Y**. Association Between Continuous Performance and Response Inhibition Tests in Adults With ADHD. *J Atten Disord*. 2015.

Segev A, Spellun J, **Bloch Y**. Anxiety as a central outcome measure in an adolescent with major

depressive disorder treated with repetitive transcranial magnetic stimulation. *J ECT*. 2014;30(4):e54-5.

Bloch Y, Arad S, Levkovitz Y. Deep TMS add-on treatment for intractable Tourette syndrome: A feasibility study. *World J Biol Psychiatry*. 2016;17(7):557-61.

Bloch Y, Aviram S, Braw Y, Gvirts HZ, Rabany L, Walter G. Attention improves after clinical improvement in acutely depressed adolescents. *J Neuropsychiatry Clin Neurosci*. 2015;27(2):153-6.

Bloch Y, Aviram S, Faibel N, Govezensky J, Braw Y, Rabany L, Walter G. The correlation between impaired attention and emotional reactivity in depressed adolescent patients. *J Neuropsychiatry Clin Neurosci*. 2013;25(3):233-6.

Maoz H, Tsviban L, Gvirts HZ, Shamay-Tsoory SG, Levkovitz Y, Watemberg N, **Bloch Y**. Stimulants improve theory of mind in children with attention deficit/hyperactivity disorder. *J Psychopharmacol*. 2014;28(3):212-9.

Nitzan U, Feffer K, **Bloch Y**, Lichtenberg P, Lev-Ran S, Becker G, Wolfman S, Fennig S. Consenting not to be informed: a survey on the acceptability of placebo use in the treatment of depression. *J Nerv Ment Dis*. 2013;201(4):345-7.

Braw Y, Erez G, Sela T, Gvirts HZ, Hare EV, **Bloch Y**, Levkovitz Y. A longitudinal study of cognition

in asymptomatic and mildly symptomatic bipolar disorder patients. *Psychiatry Res*. 2013;210(3):842-9.

Bloch Y, Aviram S, Segev A, Nitzan U, Levkovitz Y, Braw Y, Mimouni Bloch A. Methylphenidate Reduces State Anxiety During a Continuous Performance Test That Distinguishes Adult ADHD Patients From Controls. *J Atten Disord*. 2013.

Braw Y, Sitman R, Cohen M, Berger U, Lev-Ran S, Segev A, **Bloch Y**, Levkovitz Y. Remission of positive symptoms according to the "remission in Schizophrenia Working Group" criteria: a longitudinal study of cognitive functioning. *Eur Psychiatry*. 2013;28(5):282-7

Ben-Yehuda A, Aviram S, Govezensky J, Nitzan U, Levkovitz Y, **Bloch Y**. Suicidal behavior in minors-diagnostic differences between children and adolescents. *J Dev Behav Pediatr*. 2012;33(7):542-7.

Mayer G, Aviram S, Walter G, Levkovitz Y, **Bloch Y**. Long-term follow-up of adolescents with resistant depression treated with repetitive transcranial magnetic stimulation. *J ECT*. 2012;28(2):84-6.

Grants

The Israel National Health Policy (NIHP) grant "Collecting routine outcome measures" in the mental health system". 2014-present

Investigating Chronic and Acute Pain Mechanisms and New Ways for Pain Modulation and Relief

Positions

Head, Institute for Pain Medicine, Sourasky Medical Center

Research

Chronic pain is a complex physiological condition affecting around 17% of the population. While acute

pain, following noxious stimuli or tissue damage, is useful as a warning sign and usually disappears when the trauma is over, chronic pain persists even though the tissue has been healed. Moreover, chronic pain often triggers an array of neurologic, immunologic, physical and psychological changes that worsen the patient's situation and are not related to the original cause of the pain.

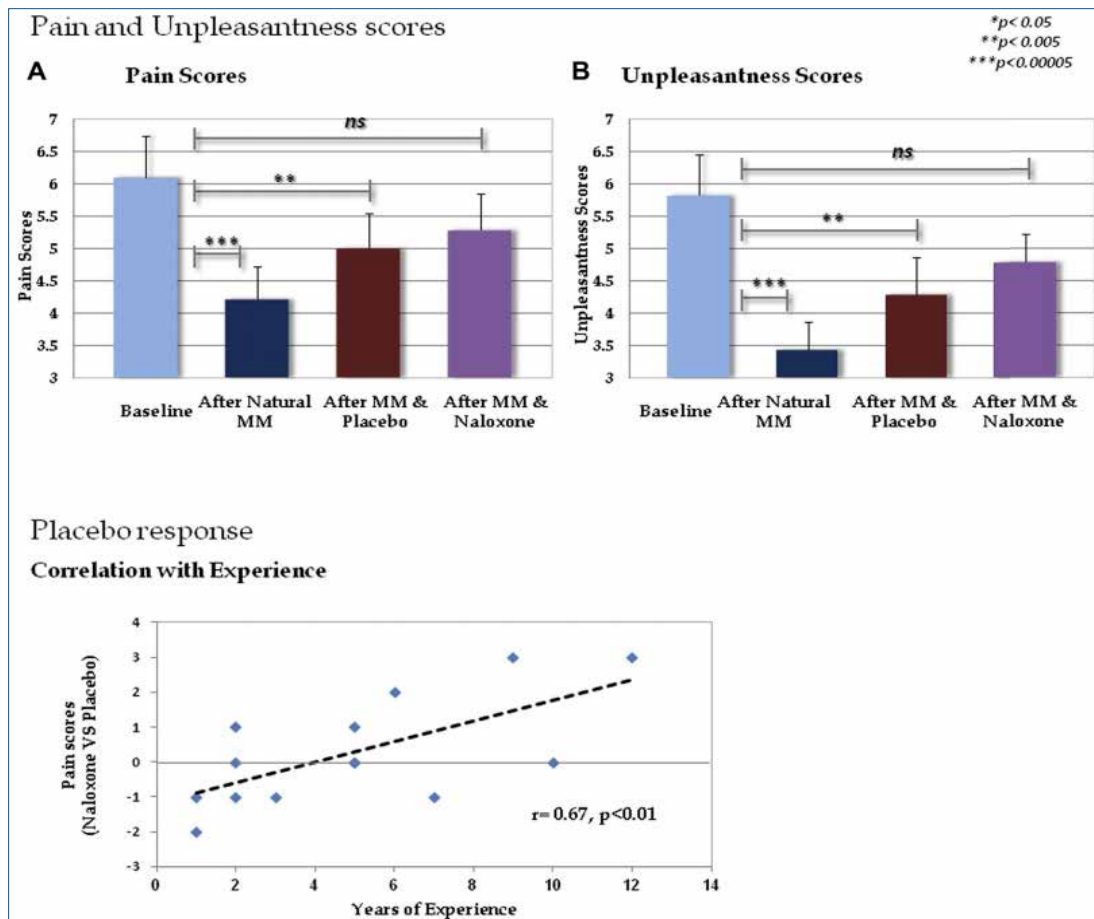


Figure: (Top panel) Mean pain and unpleasantness scores. Mean pain (A, left panel) and unpleasantness scores (B, right panel) following: a painful cold stimulus (baseline); natural meditation; meditation after placebo administration; and meditation after naloxone administration, respectively. Bars represent standard error. (Bottom panel) The differences in pain scores following naloxone vs placebo and participants' mindfulness meditation (MM) experience. The positive correlation of the response to intervention with years of experience suggests reduced response to placebo with increasing experience.

At the Institute for Pain Medicine, we focus on the biochemical basis of pain transmission and pain relieving treatments. For example, in a recent study we showed, for the first time, that meditation involves endogenous opioid pathways, mediating its analgesic effect. In another study, we investigated gender effect on the relationships between parasympathetic activity and pain modulation. We found that women demonstrated higher parasympathetic activity compared to men, which resulted in a subsequent lower pain perception. In a third study, we showed that many patients suffering from complex regional pain syndrome (CRPS), are diagnosed with alexithymia which can be regarded as an outcome of CRPS, highlighting the importance of early CRPS diagnosis and support. These and additional research findings hold promising therapeutic implications and further elucidate the fine mechanisms involved in human pain modulation.

Future research/programs: TMS TDCS Biofeedback, Pain rehabilitation programs, Cannabis database

Publications

Shlaifer A, Sharfman ZT, Martin HD, Amar E, Kazum E, Warschawski Y, Paret M, **Brill S**, Drexler M, Rath E. Preemptive Analgesia in Hip Arthroscopy: A Randomized Controlled Trial of Preemptive Periarticular or Intra-articular Bupivacaine in Addition to Postoperative Intra-articular Bupivacaine. *Arthroscopy*. 2017;33(1):118-124.

Feingold D, Goor-Aryeh I, **Brill S**, Delayahu Y, Lev-Ran S. Problematic Use of Prescription Opioids and Medicinal Cannabis Among Patients Suffering from Chronic Pain. *Pain Med*. 2017;18(2):294-306.

Sharon H, Maron-Katz A, Ben Simon E, Flusser Y, Hendler T, Tarrasch R, **Brill S**. Mindfulness Meditation Modulates Pain Through Endogenous Opioids. *Am J Med*. 2016;129(7):755-8.

Hadas Nahman-Averbuch, Lior Dayan, Elliot Sprecher, Uri Hochberg, **Silviu Brill**, David Yarnitsky, Giris Jacob. Pain Modulation and Autonomic Function: The Effect of Clonidine. *Pain Med* (2016) 17 (7): 1292-1301.

Dayan L, **Brill S**, Hochberg U, Jacob G. Is adenosine a modulator of peripheral vasoconstrictor responses? *Clin Auton Res*. 2016;26(2):141-7.

Nahman-Averbuch H, Dayan L, Sprecher E, Hochberg U, **Brill S**, Yarnitsky D, Jacob G. Sex differences in the relationships between parasympathetic activity and pain modulation. *Physiol Behav*. 2016;154:40-8.

Rokach A, **Brill S**, Goor Aryeh I. Caregivers of chronic pain patients: Their loneliness and burden. *Nurs Palliat Care* 1: doi: 10.15761/NPC.1000128

Lerman SF, Rudich Z, **Brill S**, Shalev H, Shahar G. Longitudinal associations between depression, anxiety, pain, and pain-related disability in chronic pain patients. *Psychosom Med*. 2015;77(3):333-41.

Benyamini Y., A. Meseritz-Zussman, **S. Brill**, I. Goor-Aryeh, R. Defrin Changes in pain, pain identity, and self-rated health among adults with chronic pain before and after treatment with spinal cord stimulation. *Journal of Psychosomatic research* 2014; 76 (6) 496-497.

Margalit D, Ben Har L, **Brill S**, Vatine JJ. Complex regional pain syndrome, alexithymia, and psychological distress. *J Psychosom Res*. 2014;77(4):273-7.

Defrin R, Devor M, **Brill S**. Tactile allodynia in patients with lumbar radicular pain (sciatica). *Pain*. 2014;155(12):2551-9.

Schwenkglens M, Gerbershagen HJ, Taylor RS, Pogatzki-Zahn E, Komann M, Rothaug J, Volk T, Yahiaoui-Doktor M, Zaslansky R, **Brill S**, Ullrich K, Gordon DB, Meissner W. Correlates of satisfaction with pain treatment in the acute postoperative period: results from the international PAIN OUT registry. *Pain*. 2014;155(7):1401-11.

Brill S, Clinical Guidelines for Diagnosis and Treatment of Cancer-Related Neuropathic Pain. Israel Pain Association, 2014

Brill S, Clinical Guidelines for Diagnosis and Treatment of Lumbar Radicular Pain, Israel Pain Association, 2013

Brill S. Managing surgical pain in long-term opioid patients. *J Pain Palliat Care Pharmacother*. 2013;27(2):185-7.



Prof. Nir Giladi, M.D.

Tel Aviv Institute of Neurology,
Tel Aviv Medical Center



TEL AVIV UNIVERSITY

nirg@tlvmc.gov.il

URL:<http://www.tasmc.org.il/sites/en/Personnel/Pages/Giladi-Nir.aspx>



The Pathophysiology and Development of Movement Disorders and Specifically Parkinson's Disease

Positions

Full Professor, Sackler Faculty of Medicine

Chairman, Tel Aviv Institute of Neurology, Tel Aviv Medical Center

Director, Department of Neurology and Neurosurgery, Sackler School of Medicine

Incumbent, Sieratzki Chair in Neurology, Sackler School of Medicine

Sagol School of Neuroscience

Research

We have been leading a large-scale research endeavor to clinically and epidemiologically characterize the Ashkenazi Jewish Parkinson's Disease (PD) population in Israel and to identify genes that influence the risk of developing the disease in this population. In recent years our group has conducted groundbreaking research on the influence of mutations in two major genes - LRRK2 and GBA. The research was first aimed at identifying the prevalence of mutations in these genes in patients with PD and explores differences in phenotype. Our research then evolved to include first degree relatives of these patients to explore early markers of disease in healthy asymptomatic carriers. In addition to examining the contribution of risk mutations, the existence of protective haplotypes or genes was also investigated. For example, recent work has shown that immune system B cells may contribute to protection from the disease or influence its progression. The above described research has opened new avenues of exploring disease identification, progression and even prediction and could potentially impact treatments in PD.

We are also keenly interested in understanding the relationship between cognitive functions and quality of gait, as well as the risk of falling and the

neurophysiological basis of the phenomenon of Freezing of Gait (FOG) in Parkinsonism. Our early work on identifying and quantifying FOG resulted in a standardized validated and widely used questionnaire (FOGQ). In addition, our group makes use of accelerometers and gyroscopes to record gait during usual activities, in both the laboratory setting and in the home environment, to better understand changes in performance during daily activities, medication cycles, habits and behavior. Using specified indices, the importance of the variance between different steps was identified, as a measure of fall risk and as a sensitive measure of sub-clinical changes, susceptibility to cognitive loads and perhaps a marker of disease.

In recent years, we have also been involved in exploring new interventions for the patients with PD. These include exploring the effects of tDCS stimulation and virtual reality to improve motor-cognitive function and functional abilities of patients with PD. This work builds on the study of movement disorders, on the one hand, and on examining ways to ameliorate motor symptoms in patients with PD.

Publications

Thaler A, Gurevich T, Bar Shira A, Gana Weisz M, Ash E, Shiner T, Orr-Urtreger A, **Giladi N**, Mirelman A. A "dose" effect of mutations in the GBA gene on Parkinson's disease phenotype. *Parkinsonism Relat Disord.* 2016 pii: S1353-8020(16)30495-3.

Mancini M, Smulders K, Cohen RG, Horak FB, **Giladi N**, Nutt JG. The clinical significance of freezing while turning in Parkinson's disease. *Neuroscience.* 2016. pii: S0306-4522(16)30680-7.

Oren N, Shapira-Lichter I, Lerner Y, Tarrasch R, Hendler T, **Giladi N**, Ash EL. How Attention Modulates Encoding of Dynamic Stimuli. *Front Hum Neurosci.* 2016, 10:50;21

Swan M, Doan N, Ortega RA, Barrett M, Nichols W, Ozelius L, Soto-Valencia J, Boschung S, Deik A, Sarva H, Cabassa J, Johannes B, Raymond D, Marder K, **Giladi N**, Miravite J, Severt W, Sachdev R, Shanker V, Bressman S, Saunders-Pullman R. Neuropsychiatric characteristics of GBA-associated Parkinson disease. *J Neurol Sci*. 2016;370:63-69.

Giladi N, Nicholas AP, Asgharnejad M, Dohin E, Woltering F, Bauer L, Poewe W. Efficacy of Rotigotine at Different Stages of Parkinson's Disease Symptom Severity and Disability: A Post Hoc Analysis According to Baseline Hoehn and Yahr Stage. *J Parkinsons Dis*. 2016;6(4):741-749.

Shiner T, Mirelman A, Gana Weisz M, Bar-Shira A, Ash E, Cialic R, Nevler N, Gurevich T, Bregman N, Orr-Urtreger A, **Giladi N**. High Frequency of GBA Gene Mutations in Dementia With Lewy Bodies Among Ashkenazi Jews. *JAMA Neurol*. 2016;73(12):1448-1453.

Weiss A, Mirelman A, **Giladi N**, Barnes LL, Bennett DA, Buchman AS, Hausdorff JM. Transition Between the Timed up and Go Turn to Sit Subtasks: Is Timing Everything? *J Am Med Dir Assoc*. 2016;17(9):864.e9-864.e15.

Ferrazzoli D, Ortelli P, Maestri R, Bera R, **Giladi N**, Ghilardi MF, Pezzoli G, Frazzitta G. Does Cognitive Impairment Affect Rehabilitation Outcome in Parkinson's Disease? *Front Aging Neurosci*. 2016;8:192.

Weiss A, Brozgol M, **Giladi N**, Hausdorff JM. Can a single lower trunk body-fixed sensor differentiate between level-walking and stair descent and ascent in older adults? Preliminary findings. *Med Eng Phys*. 2016;38(10):1146-51.

Mirelman A, Rochester L, Maidan I, Del Din S, Alcock L, Nieuwhof F, Rikkert MO, Bloem BR, Pelosin E, Avanzino L, Abbruzzese G, Dockx K, Bekkers E, **Giladi N**, Nieuwboer A, Hausdorff JM. Addition of a non-immersive virtual reality component to treadmill training to reduce fall risk in older adults (V-TIME): a randomised controlled trial. *Lancet*. 2016;388(10050):1170-82.

Rosenberg-Katz K, Herman T, Jacob Y, Kliper E, **Giladi N**, Hausdorff JM. Subcortical Volumes Differ in Parkinson's Disease Motor Subtypes: New Insights into the Pathophysiology of Disparate Symptoms. *Front Hum Neurosci*. 2016; .10:35

Rosenberg-Katz K, Maidan I, Jacob Y, **Giladi N**, Mirelman A, Hausdorff JM. Alterations in conflict monitoring are related to functional connectivity in Parkinson's disease. *Cortex*. 2016;82:277-86.

Peretz C, Segev H, Rozani V, Gurevich T, El-Ad B, Tsamir J, **Giladi N**. Comparison of Selegiline and Rasagiline Therapies in Parkinson Disease: A Real-life Study. *Clin Neuropharmacol*. 2016;39(5):227-31.

Mirelman A, Bernad-Elazari H, Thaler A, Giladi-Yacobi E, Gurevich T, Gana-Weisz M, Saunders-Pullman R, Raymond D, Doan N, Bressman SB, Marder KS, Alcalay RN, Rao AK, Berg D, Brockmann K, Aasly J, Waro BJ, Tolosa E, Vilas D, Pont-Sunyer C, Orr-Urtreger A, Hausdorff JM, **Giladi N**. Arm swing as a potential new prodromal marker of Parkinson's disease. *Mov Disord*. 2016;31(10):1527-1534.

Bregman N, Thaler A, Mirelman A, Helmich RC, Gurevich T, Orr-Urtreger A, Marder K, Bressman S, Bloem BR, **Giladi N**; LRRK2 Ashkenazi Jewish consortium. A cognitive fMRI study in non-manifesting LRRK2 and GBA carriers. *Brain Struct Funct*. 2016.

Giladi N, Mirelman A, Thaler A, Orr-Urtreger A. A Personalized Approach to Parkinson's Disease Patients Based on Founder Mutation Analysis. *Front Neurol* 2016 10;7:71.

Maidan I, Nieuwhof F, Bernad-Elazari H, Reelick MF, Bloem BR, **Giladi N**, Deutsch JE, Hausdorff JM, Claassen JA, Mirelman A. The Role of the Frontal Lobe in Complex Walking Among Patients With Parkinson's Disease and Healthy Older Adults: An fNIRS Study. *Neurorehabil Neural Repair*. 2016 ;30(10):963-971.

Bernad-Elazari H, Herman T, Mirelman A, Gazit E, **Giladi N**, Hausdorff JM. Objective characterization of daily living transitions in patients with Parkinson's disease using a single body-fixed sensor. *J Neurol*. 2016;263(8):1544-51.

Yogev-Seligmann G, Oren N, Ash EL, Hendler T, **Giladi N**, Lerner Y. Altered Topology in Information Processing of a Narrated Story in Older Adults with Mild Cognitive Impairment. *J Alzheimers Dis*. 2016 ;53(2):517-33

Peretz C, Gurel R, Rozani V, Gurevich T, El-Ad B, Tsamir J, **Giladi N**. Cancer incidence among Parkinson's disease patients in a 10-yr time-window around disease onset: A large-scale cohort study. *Parkinsonism Relat Disord*. 2016 ;28:68-72.

Rozenkrantz L, Gan-Or Z, Gana-Weisz M, Mirelman A, **Giladi N**, Bar-Shira A, Orr-Urtreger A. SEPT14 Is Associated with a Reduced Risk for Parkinson's Disease and Expressed in Human Brain. *J Mol Neurosci*. 2016 ;59(3):343-50.

Giladi N, Asgharnejad M, Bauer L, Grieger F, Boroojerdi B. Rotigotine in Combination with the MAO-B Inhibitor Selegiline in Early Parkinson's

- Disease: A Post Hoc Analysis. *J Parkinsons Dis.* 2016 ;6(2):401-11.
- Maidan I, Rosenberg-Katz K, Jacob Y, **Giladi N**, Deutsch JE, Hausdorff JM, Mirelman A. Altered brain activation in complex walking conditions in patients with Parkinson's disease. *Parkinsonism Relat Disord.* 2016 ;25:91-6.
- Valadas A, Contarino MF, Albanese A, Bhatia KP, Falup-Pecurariu C, Forsgren L, Friedman A, **Giladi N**, Hutchinson M, Kostic VS, Krauss JK, Lokkegaard A, Marti MJ, Milanov I, Pirtosek Z, Relja M, Skorvanek M, Stamelou M, Stepens A, Tamás G, Taravari A, Tzoulis C, Vandenberghe W, Vidailhet M, Ferreira JJ, Tijssen MA. Management of dystonia in Europe: a survey of the European network for the study of the dystonia syndromes. *Eur J Neurol.* 2016;23(4):772-9.
- Frazzitta G, Balbi P, Gotti F, Maestri R, Sabetta A, Caremani L, Gobbi L, Capobianco M, Bera R, **Giladi N**, Ferrazzoli D. Pisa Syndrome in Parkinson's Disease: Electromyographic Aspects and Implications for Rehabilitation. *Parkinsons Dis.* 2015;2015:437190.
- Weiss A, Herman T, **Giladi N**, Hausdorff JM. Association between Community Ambulation Walking Patterns and Cognitive Function in Patients with Parkinson's Disease: Further Insights into Motor-Cognitive Links. *Parkinsons Dis* 2015:547065.
- Thaler A, Helmich RC, Or-Borichev A, van Nuenen BF, Shapira-Lichter I, Gurevich T, Orr-Urtreger A, Marder K, Bressman S, Bloem BR, **Giladi N**, Hendler T, Mirelman A; LRRK2 Ashkenazi Jewish consortium. Intact working memory in non-manifesting LRRK2 carriers--an fMRI study. *Eur J Neurosci.* 2016 ;43(1):106-12.
- Elkana O, Eisikovits OR, Oren N, Betzale V, **Giladi N**, Ash EL. Sensitivity of Neuropsychological Tests to Identify Cognitive Decline in Highly Educated Elderly Individuals: 12 Months Follow up. *J Alzheimers Dis.* 2016;49(3):607-16.
- Wang Y, Liang B, Tong X, Marder K, Bressman S, Orr-Urtreger A, **Giladi N**, Zeng D. Efficient Estimation of Nonparametric Genetic Risk Function with Censored Data. *Biometrika.* 2015 ;102(3):515-532.
- Kobo H, Bar-Shira A, Dahary D, Gan-Or Z, Mirelman A, Goldstein O, **Giladi N**, Orr-Urtreger A. Down-regulation of B cell-related genes in peripheral blood leukocytes of Parkinson's disease patients with and without GBA mutations. *Mol Genet Metab.* 2016;117(2):179-85.
- Simon-Tov S, Dinur T, **Giladi N**, Bar-Shira A, Zelis M, Zimran A, Elstein D. Color Discrimination in Patients with Gaucher Disease and Parkinson Disease. *J Parkinsons Dis.* 2015;5(3):525-31.
- Gan-Or Z, Mirelman A, Postuma RB, Arnulf I, Bar-Shira A, Dauvilliers Y, Desautels A, Gagnon JF, Leblond CS, Frauscher B, Alcalay RN, Saunders-Pullman R, Bressman SB, Marder K, Monaca C, Högl B, Orr-Urtreger A, Dion PA, Montplaisir JY, **Giladi N**, Rouleau GA. GBA mutations are associated with Rapid Eye Movement Sleep Behavior Disorder. *Ann Clin Transl Neurol.* 2015 ;2(9):941-5.
- Saunders-Pullman R, Alcalay RN, Mirelman A, Wang C, Luciano MS, Ortega RA, Glickman A, Raymond D, Mejia-Santana H, Doan N, Johannes B, Yasinovsky K, Ozelius L, Clark L, Orr-Urtreger A, Marder K, **Giladi N**, Bressman SB; AJ LRRK2 Consortium. REM sleep behavior disorder, as assessed by questionnaire, in G2019S LRRK2 mutation PD and carriers. *Mov Disord.* 2015 ;30(13):1834-9.
- Mirelman A, **Giladi N**, Hausdorff JM. Body-Fixed Sensors for Parkinson Disease. *JAMA.* 2015 ;314(9):873-4.
- Gan-Or Z, Orr-Urtreger A, Alcalay RN, Bressman S, **Giladi N**, Rouleau GA. The emerging role of SMPD1 mutations in Parkinson's disease: Implications for future studies. *Parkinsonism Relat Disord.* 2015 ;21(10):1294-5.
- Mirelman A, Bernad-Elazari H, Nobel T, Thaler A, Peruzzi A, Plotnik M, **Giladi N**, Hausdorff JM. Effects of Aging on Arm Swing during Gait: The Role of Gait Speed and Dual Tasking. *PLoS One.* 2015 ;10(8):e0136043.
- Ziv-Av A, **Giladi N**, Lee HK, Cazacu S, Finniss S, Xiang C, Pauker MH, Barda-Saad M, Poisson L, Brodie C. RTVP-1 regulates glioma cell migration and invasion via interaction with N-WASP and hnRNPk. *Oncotarget.* 2015 4-19826:(23)6;14
- Giladi N**, Ziv-Av A, Lee HK, Finniss S, Cazacu S, Xiang C, Waldman Ben-Asher H, deCarvalho A, Mikkelsen T, Poisson L, Brodie C. RTVP-1 promotes mesenchymal transformation of glioma via a STAT-3/IL-6-dependent positive feedback loop. *Oncotarget.* 2015;6(26):22680-97.
- Gan-Or Z, Amshalom I, Bar-Shira A, Gana-Weisz M, Mirelman A, Marder K, Bressman S, **Giladi N**, Orr-Urtreger A. The Alzheimer disease BIN1 locus as a modifier of GBA-associated Parkinson disease. *J Neurol.* 2015;262(11):2443-7.
- Rosenberg-Katz K, Herman T, Jacob Y, Mirelman A, **Giladi N**, Hendler T, Hausdorff JM. Fall risk is associated with amplified functional connectivity

- of the central executive network in patients with Parkinson's disease. *J Neurol* 2448-56:(11)262;2015 ..
- Hellmann MA, Kakhlon O, Landau EH, Sadeh M, **Giladi N**, Schlesinger I, Kidron D, Abramsky O, Reches A, Argov Z, Rabey JM, Chapman J, Rosenmann H, Gal A, Moshe Gomori J, Meiner V, Lossos A. Frequent misdiagnosis of adult polyglucosan body disease. *J Neurol*. 2015;262(10):2346-51.
- Marder K, Wang Y, Alcalay RN, Mejia-Santana H, Tang MX, Lee A, Raymond D, Mirelman A, Saunders-Pullman R, Clark L, Ozelius L, Orr-Urtreger A, **Giladi N**, Bressman S; LRRK2 Ashkenazi Jewish Consortium. Age-specific penetrance of LRRK2 G2019S in the Michael J. Fox Ashkenazi Jewish LRRK2 Consortium. *Neurology*. 2015;85(1):89-95.
- Nonnekes J, Snijders AH, Nutt JG, Deuschl G, **Giladi N**, Bloem BR. Freezing of gait: a practical approach to management. *Lancet Neurol*. 2015;14(7):768-78.
- Iluz T, Weiss A, Gazit E, Tankus A, Brozgol M, Dorfman M, Mirelman A, **Giladi N**, Hausdorff JM. Can a Body-Fixed Sensor Reduce Heisenberg's Uncertainty When It Comes to the Evaluation of Mobility? Effects of Aging and Fall Risk on Transitions in Daily Living. *J Gerontol A Biol Sci Med Sci*. 2016;71(11):1459-1465.
- Gan-Or Z, Alcalay RN, Bar-Shira A, Leblond CS, Postuma RB, Ben-Shachar S, Waters C, Johnson A, Levy O, Mirelman A, Gana-Weisz M, Dupré N, Montplaisir J, **Giladi N**, Fahn S, Xiong L, Dion PA, Orr-Urtreger A, Rouleau GA. Genetic markers of Restless Legs Syndrome in Parkinson disease. *Parkinsonism Relat Disord*. 2015;21(6):582-5.
- Mirelman A, Alcalay RN, Saunders-Pullman R, Yasinovsky K, Thaler A, Gurevich T, Mejia-Santana H, Raymond D, Gana-Weisz M, Bar-Shira A, Ozelius L, Clark L, Orr-Urtreger A, Bressman S, Marder K, **Giladi N**; LRRK2 AJ consortium . Nonmotor symptoms in healthy Ashkenazi Jewish carriers of the G2019S mutation in the LRRK2 gene. *Mov Disord*. 2015;30(7):981-6.
- Hassan A, Wu SS, Schmidt P, Simuni T, **Giladi N**, Miyasaki JM, Bloem BR, Malaty IA, Okun MS. The Profile of Long-term Parkinson's Disease Survivors with 20 Years of Disease Duration and Beyond. *J Parkinsons Dis*. 2015;5(2):313-9.
- Bregman N, Regev K, Moore O, **Giladi N**, Ash E. A Simple Tool to Reach Populations at Risk for Developing Dementia and Alzheimer's Disease. *J Alzheimers Dis*. 2015;46(1):151-5.
- Zlotnik Y, Balash Y, Korczyn AD, **Giladi N**, Gurevich T. Disorders of the oral cavity in Parkinson's disease and parkinsonian syndromes. *Parkinsons Dis*. 2015;379482;2015
- Ben Assayag E, Shenhar-Tsarfaty S, Korczyn AD, Kliper E, Hallevi H, Shopin L, Auriel E, **Giladi N**, Mike A, Halevy A, Weiss A, Mirelman A, Bornstein NM, Hausdorff JM. Gait measures as predictors of poststroke cognitive function: evidence from the TABASCO study. *Stroke*. 2015;46(4):1077-83.
- Gan-Or Z, Amshalom I, Kilarski LL, Bar-Shira A, Gana-Weisz M, Mirelman A, Marder K, Bressman S, **Giladi N**, Orr-Urtreger A. Differential effects of severe vs mild GBA mutations on Parkinson disease. *Neurology*. 2015;84(9):880-7.
- Maidan I, Bernad-Elazari H, Gazit E, **Giladi N**, Hausdorff JM, Mirelman A. Changes in oxygenated hemoglobin link freezing of gait to frontal activation in patients with Parkinson disease: an fNIRS study of transient motor-cognitive failures. *J Neurol*. 2015;262(4):899-908.
- Helmich RC, Thaler A, van Nuenen BF, Gurevich T, Mirelman A, Marder KS, Bressman S, Orr-Urtreger A, **Giladi N**, Bloem BR, Toni I; LRRK2 Ashkenazi Jewish Consortium. Reorganization of corticostriatal circuits in healthy G2019S LRRK2 carriers. *Neurology*. 2015;84(4):399-406.
- Gurevich T, Machmid H, Klepikov D, Ezra A, **Giladi N**, Peretz C. Head-up tilt testing for detecting orthostatic hypotension: how long do we need to wait? *Neuroepidemiology*. 2014;43(3-4):239-43.
- Poewe W, Seppi K, Fitzer-Attas CJ, Wenning GK, Gilman S, Low PA, **Giladi N**, Barone P, Sampaio C, Eyal E, Rascol O; Rasagiline-for-MSA investigators .Efficacy of rasagiline in patients with the parkinsonian variant of multiple system atrophy: a randomised, placebo-controlled trial. *Lancet Neurol*. 2015;14(2):145-52.
- Saunders-Pullman R, Mirelman A, Wang C, Alcalay RN, San Luciano M, Ortega R , Raymond D, Mejia-Santana H, Ozelius L, Clark L, Orr-Urtreger A, Marder K, **Giladi N**, Bressman SB. Olfactory identification in LRRK2 G2019S mutation carriers: a relevant marker? *Ann Clin Transl Neurol*. 2014;1(9):670-8.
- Herman T, Weiss A, Brozgol M, Wilf-Yarkoni A, **Giladi N**, Hausdorff JM. Cognitive function and other non-motor features in non-demented Parkinson's disease motor subtypes. *J Neural Transm (Vienna)*. 2015;122(8):1115-24.
- Giladi N**, Ghys L, Surmann E, Boroojerdi B, Jankovic J. Effects of long-term treatment with rotigotine transdermal system on dyskinesia in patients with

- early-stage Parkinson's disease. *Parkinsonism Relat Disord*. 2014;20(12):1345-51.
- Alcalay RN, Mejia-Santana H, Mirelman A, Saunders-Pullman R, Raymond D, Palmese C, Caccappolo E, Ozelius L, Orr-Urtreger A, Clark L, **Giladi N**, Bressman S, Marder K; LRRK2 Ashkenazi Jewish Consortium . Neuropsychological performance in LRRK2 G2019S carriers with Parkinson's disease. *Parkinsonism Relat Disord* 2015 .Feb;21(2):106-10.
- Agalliu I, San Luciano M, Mirelman A, **Giladi N**, Waro B, Aasly J, Inzelberg R, Hassin-Baer S, Friedman E, Ruiz-Martinez J, Marti-Masso JF, Orr-Urtreger A, Bressman S, Saunders-Pullman R. Higher frequency of certain cancers in LRRK2 G2019S mutation carriers with Parkinson disease: a pooled analysis. *JAMA Neurol* 2015 .Jan;72(1):58-65.
- Zlotnik Y, **Giladi N**, Hilel A, Shapira Y, Goldstein S, Gurevich T. Levodopa-carbidopa intestinal gel (LCIG) infusion during pregnancy and delivery :first documented case. *Parkinsonism Relat Disord*. 2014;20(11):1317-8.
- Herman T, Weiss A, Brozgol M, **Giladi N**, Hausdorff JM. Gait and balance in Parkinson's disease subtypes: objective measures and classification considerations. *J Neurol*. 2014;261(12):2401-10.
- Giladi N**, Manor Y, Hilel A, Gurevich T. Interdisciplinary teamwork for the treatment of people with Parkinson's disease and their families. *Curr Neurol Neurosci Rep*. 2014;14(11):493.
- Gupte M, Alcalay RN, Mejia-Santana H, Raymond D, Saunders-Pullman R, Roos E ,Orbe-Reilly M, Tang MX, Mirelman A, Ozelius L, Orr-Urtreger A, Clark L, **Giladi N**, Bressman S, Marder K. Interest in genetic testing in Ashkenazi Jewish Parkinson's disease patients and their unaffected relatives. *J Genet Couns*. 2015;24(2):238-46.
- Alcalay RN, Aasly J, Berg D, Bressman S, Brice A, Brockmann K, Chan P, Clark L, Cormier F, Corvol JC, Durr A, Facheris M, Farrer M, Foroud TM, Gasser T, **Giladi N**, Halter C, Lang A, Langston JW, Marras C, Marti-Masso JF, Ruiz Martinez J, Mejia-Santana H, Mirelman A, Pont-Sunyer C, Orr-Urtreger A, Raymond D, Saunders-Pullman R, Schüle B, Tanner C, Tolosa E, Urkowitz A, Vilas D, Wise A, Marder K. Michael J. Fox Foundation LRRK2 Consortium: geographical differences in returning genetic research data to study participants. *Genet Med*. 2014 g;16(8):644-5.
- Weiss A, Herman T, **Giladi N**, Hausdorff JM. New evidence for gait abnormalities among Parkinson's disease patients who suffer from freezing of gait: insights using a body-fixed sensor worn for 3 days. *J Neural Transm (Vienna)*. 2015;122(3):403-10.
- Oren N, Yogev-Seligmann G, Ash E, Hendler T, **Giladi N**, Lerner Y. The Montreal Cognitive Assessment in cognitively-intact elderly: a case for age-adjusted cutoffs. *J Alzheimers Dis*. 2015;43(1):19-22.
- Verghese J, Annweiler C, Ayers E, Barzilai N, Beauchet O, Bennett DA, Bridenbaugh SA, Buchman AS, Callisaya ML, Camicioli R, Capistrant B, Chatterji S, De Cock AM, Ferrucci L, **Giladi N**, Guralnik JM, Hausdorff JM, Holtzer R, Kim KW, Kowal P, Kressig RW, Lim JY, Lord S, Meguro K, Montero-Odasso M, Muir-Hunter SW ,Noone ML, Rochester L, Srikanth V, Wang C. Motoric cognitive risk syndrome: multicountry prevalence and dementia risk. *Neurology*. 2014;83(8):718-26.
- Mirelman A, Maidan I, Bernad-Elazari H, Nieuwhof F, Reelick M, **Giladi N**, Hausdorff JM. Increased frontal brain activation during walking while dual tasking: an fNIRS study in healthy young adults. *J Neuroeng Rehabil*. 2014 11:85;12
- Vacic V, Ozelius LJ, Clark LN, Bar-Shira A, Gana-Weisz M, Gurevich T, Gusev A, Kedmi M, Kenny EE, Liu X, Mejia-Santana H, Mirelman A, Raymond D, Saunders-Pullman R, Desnick RJ, Atzmon G, Burns ER, Ostrer H, Hakonarson H, Bergman A, Barzilai N, Darvasi A, Peter I, Guha S, Lencz T, **Giladi N**, Marder K, Pe'er I, Bressman SB, Orr-Urtreger A. Genome-wide mapping of IBD segments in an Ashkenazi PD cohort identifies associated haplotypes. *Hum Mol Genet*. 2014 702-4693:(17)23;1
- Weiss A, Herman T, **Giladi N**, Hausdorff JM. Objective assessment of fall risk in Parkinson's disease using a body-fixed sensor worn for 3 days. *PLoS One*. 2014;9(5):e96675.
- Shema SR, Brozgol M, Dorfman M, Maidan I, Sharaby-Yeshayahu L, Malik-Kozuch H, Wachslar Yannai O, **Giladi N**, Hausdorff JM, Mirelman A. Clinical experience using a 5-week treadmill training program with virtual reality to enhance gait in an ambulatory physical therapy service. *Phys Ther*. 2014;94(9):1319-26.
- Regev K, Nussbaum T, Cagnano E, **Giladi N**, Karni A. Central nervous system manifestation of IgG4-related disease. *JAMA Neurol*. 2014;71(6):767-70.
- Plotnik M, Shema S, Dorfman M, Gazit E, Brozgol M, **Giladi N**, Hausdorff JM. A motor learning-based intervention to ameliorate freezing of gait in subjects with Parkinson's disease. *J Neurol*. 2014;261(7):1329-39.

- Bar-Shira A, Gana-Weisz M, Gan-Or Z, Giladi E, **Giladi N**, Orr-Urtreger A. CHRNB3 c.-57A>G functional promoter change affects Parkinson's disease and smoking. *Neurobiol Aging*. 2014;35(9):2179.e1-6.
- Gurevich T, Balash Y, Merims D, Peretz C, Herman T, Hausdorff JM, **Giladi N**. Effect of rivastigmine on mobility of patients with higher-level gait disorder: a pilot exploratory study. *Drugs R D*. 2014;14(2):57-62.
- Iluz T, Gazit E, Herman T, Sprecher E, Brozgol M, **Giladi N**, Mirelman A, Hausdorff JM. Automated detection of missteps during community ambulation in patients with Parkinson's disease: a new approach for quantifying fall risk in the community setting. *J Neuroeng Rehabil*. 2014;11:48.
- Mirelman A, Weiss A, Buchman AS, Bennett DA, **Giladi N**, Hausdorff JM. Association between performance on Timed Up and Go subtasks and mild cognitive impairment: further insights into the links between cognitive and motor function. *J Am Geriatr Soc*. 2014;62(4):673-8.
- Danino O, **Giladi N**, Grossman S, Fischer B. Nucleoside 5'-phosphorothioate derivatives are highly effective neuroprotectants. *Biochem Pharmacol*. 2014 .92-384:(3)88;1
- Cohen RG, Klein KA, Nomura M, Fleming M, Mancini M, **Giladi N**, Nutt JG, Horak FB. Inhibition, executive function, and freezing of gait. *J Parkinsons Dis*. 22-111:(1)4;2014
- van der Marck MA, Klok MP, Okun MS, **Giladi N**, Munneke M, Bloem BR; NPF Falls Task Force. Consensus-based clinical practice recommendations for the examination and management of falls in patients with Parkinson's disease. *Parkinsonism Relat Disord*. 2014;20(4):360-9
- Thaler A, Artzi M, Mirelman A, Jacob Y, Helmich RC, van Nuenen BF, Gurevich T, Orr-Urtreger A, Marder K, Bressman S, Bloem BR, Hendler T, **Giladi N**, Ben Bashat D; LRRK2 Ashkenazi Jewish Consortium. A voxel-based morphometry and diffusion tensor imaging analysis of asymptomatic Parkinson's disease-related G2019S LRRK2 mutation carriers. *Mov Disord*. 2014;29(6):823-7.
- Herman T, Weiss A, Brozgol M, **Giladi N**, Hausdorff JM. Identifying axial and cognitive correlates in patients with Parkinson's disease motor subtype using the instrumented Timed Up and Go. *Exp Brain Res*. 2014;232(2):713-21.
- Alcalay RN, Mirelman A, Saunders-Pullman R, Tang MX, Mejia Santana H, Raymond D, Roos E, Orbe-Reilly M, Gurevich T, Bar Shira A, Gana Weisz M, Yasinovsky K, Zalis M, Thaler A, Deik A, Barrett MJ, Cabassa J, Groves M, Hunt AL, Lubarr N, San Luciano M, Miravite J, Palmese C, Sachdev R, Sarva H, Severt L, Shanker V, Swan MC, Soto-Valencia J, Johannes B, Ortega R, Fahn S, Cote L, Waters C, Mazzoni P, Ford B, Louis E, Levy O, Rosado L, Ruiz D, Dorovski T, Pauciulo M, Nichols W, Orr-Urtreger A, Ozelius L, Clark L, **Giladi N**, Bressman S, Marder KS. Parkinson disease phenotype in Ashkenazi Jews with and without LRRK2 G2019S mutations. *Mov Disord*. 2013;28(14):1966-71.
- Peretz C, Chillag-Talmor O, Linn S, Gurevich T, El-Ad B, Silverman B, Friedman N, **Giladi N**. Parkinson's disease patients first treated at age 75 years or older: a comparative study. *Parkinsonism Relat Disord*. 2014;20(1):69-74.
- Nutt JG, Siderowf AD, Guttman M, Schmidt PN, Zamudio JI, Wu SS, Okun MS, Simuni T, Parashos SA, Dahodwala NA, Davis TL, **Giladi N**, Gurevich T, Hauser RA, Jankovic J, Lyons KE, Marsh L, Miyasaki JM, Morgan JC, Santiago AJ, Tarsy D, Mari Z, Malaty IA, Nelson EC; National Parkinson Foundation Quality Improvement Initiative Investigators. Mobility, mood and site of care impact health related quality of life in Parkinson's disease. *Parkinsonism Relat Disord*. 2014;20(3):274-9.
- Herman T, Rosenberg-Katz K, Jacob Y, **Giladi N**, Hausdorff JM. Gray matter atrophy and freezing of gait in Parkinson's disease: Is the evidence black-on-white? *Mov Disord*. 2014;29(1):134-9.
- Herman T, **Giladi N**, Hausdorff JM. Neuroimaging as a window into gait disturbances and freezing of gait in patients with Parkinson's disease. *Curr Neurol Neurosci Rep*. 2013;13(12):411.
- Nieuwboer A, **Giladi N**. Characterizing freezing of gait in Parkinson's disease: models of an episodic phenomenon. *Mov Disord*. 2013 19-1509:(11)28;15
- Giladi N**, Horak FB, Hausdorff JM. Classification of gait disturbances: distinguishing between continuous and episodic changes. *Mov Disord*. 2013 .73-1469:(11)28;15
- Mirelman A, Heman T, Yasinovsky K, Thaler A, Gurevich T, Marder K, Bressman S, Bar-Shira A, Orr-Urtreger A, **Giladi N**, Hausdorff JM; LRRK2 Ashkenazi Jewish Consortium. Fall risk and gait in Parkinson's disease: the role of the LRRK2 G2019S mutation. *Mov Disord*. 2013;28(12):1683-90.
- Parashos SA, Wielinski CL, **Giladi N**, Gurevich T; National Parkinson Foundation Quality Improvement Initiative Investigators. Falls in Parkinson disease: analysis of a large cross-sectional cohort. *J Parkinsons Dis* 22-515:(4)3;2013 .

- Sharon H, Pasternak Y, Ben Simon E, Gruberger M, **Giladi N**, Krimchanski BZ, Hassin D, Hendler T. Emotional processing of personally familiar faces in the vegetative state. *PLoS One*. 2013;8(9):e74711.
- Shihman B, **Giladi N**, Bleiberg M, Rosenberg A, Korczyn AD, Gurevich T. Elevated titers of anti-thyroperoxidase antibodies in patients with multiple system atrophy: a pilot study. *Clin Neurol Neurosurg*. 2013;115(11):2348-50.
- Maidan I, Freedman T, Tzemah R, **Giladi N**, Mirelman A, Hausdorff JM. Introducing a new definition of a near fall: intra-rater and inter-rater reliability. *Gait Posture*. 2014;39(1):645-7.
- Hassan A, Wu SS, Schmidt P, Dai Y, Simuni T, **Giladi N**, Bloem BR, Malaty IA, Okun MS; NPF-QII Investigators. High rates and the risk factors for emergency room visits and hospitalization in Parkinson's disease. *Parkinsonism Relat Disord*. 2013;19(11):949-54.
- Weiss A, Brozgol M, Dorfman M, Herman T, Shema S, **Giladi N**, Hausdorff JM. Does the evaluation of gait quality during daily life provide insight into fall risk? A novel approach using 3-day accelerometer recordings. *Neurorehabil Neural Repair*. 2013;27(8):742-52.
- Bier A, **Giladi N**, Kronfeld N, Lee HK, Cazacu S, Finniss S, Xiang C, Poisson L, deCarvalho AC, Slavin S, Jacoby E, Yalon M, Toren A, Mikkelsen T, Brodie C. MicroRNA-137 is downregulated in glioblastoma and inhibits the stemness of glioma stem cells by targeting RTVP-1. *Oncotarget*. 2013;4(5):665-76.
- Plotnik M, Bartsch RP, Zeev A, **Giladi N**, Hausdorff JM. Effects of walking speed on asymmetry and bilateral coordination of gait. *Gait Posture*. 2013;38(4):864-9.
- Gan-Or Z, Ozelius LJ, Bar-Shira A, Saunders-Pullman R, Mirelman A, Kornreich R, Gana-Weisz M, Raymond D, Rozenkrantz L, Deik A, Gurevich T, Gross SJ, Schreiber-Agus N, **Giladi N**, Bressman SB, Orr-Urtreger A. The p.L302P mutation in the lysosomal enzyme gene SMPD1 is a risk factor for Parkinson disease. *Neurology*. 2013;80(17):1606-10.
- Rosenberg-Katz K, Herman T, Jacob Y, **Giladi N**, Hendler T, Hausdorff JM. Gray matter atrophy distinguishes between Parkinson disease motor subtypes. *Neurology* 1476-84:(16)80;16; 2013 ..
- Giladi N**, Boroojerdi B, Surmann E. The safety and tolerability of rotigotine transdermal system over a 6-year period in patients with early-stage Parkinson's disease. *J Neural Transm (Vienna)*. 2013;120(9):1321-9.
- Siri C, Duerr S, Canesi M, Delazer M, Esselink R, Bloem BR, Gurevich T, Balas M, **Giladi N**, Santacruz P, Marti F, Tolosa E, Rubino A, Meco G, Poewe W, Pezzoli G, Wenning G, Antonini A. A cross-sectional multicenter study of cognitive and behavioural features in multiple system atrophy patients of the parkinsonian and cerebellar type. *J Neural Transm (Vienna)*. 2013;120(4):613-8.
- Kliper E, Bashat DB, Bornstein NM, Shenhar-Tsarfaty S, Hallevi H, Auriel E, Shopin L, Bloch S, Berliner S, **Giladi N**, Goldbourt U, Shapira I, Korczyn AD, Assayag EB. Cognitive decline after stroke: relation to inflammatory biomarkers and hippocampal volume. *Stroke*. 2013;44(5):1433-5.
- Wenning GK, Geser F, Krismer F, Seppi K, Duerr S, Boesch S, Köllensperger M, Goebel G, Pfeiffer KP, Barone P, Pellecchia MT, Quinn NP, Koukouni V, Fowler CJ, Schrag A, Mathias CJ, **Giladi N**, Gurevich T, Dupont E, Ostergaard K, Nilsson CF, Widner H, Oertel W, Eggert KM, Albanese A, del Sorbo F, Tolosa E, Cardozo A, Deuschl G, Hellriegel H, Klockgether T, Dodel R, Sampaio C, Coelho M, Djaldetti R, Melamed E, Gasser T, Kamm C, Meco G, Colosimo C, Rascol O, Meissner WG, Tison F, Poewe W; European Multiple System Atrophy Study Group. The natural history of multiple system atrophy: a prospective European cohort study. *Lancet Neurol*. 2013;12(3):264-74.
- Herman T, Rosenberg-Katz K, Jacob Y, Auriel E, Gurevich T, **Giladi N**, Hausdorff JM. White matter hyperintensities in Parkinson's disease: do they explain the disparity between the postural instability gait difficulty and tremor dominant subtypes? *PLoS One*. 2013;8(1):e55193.
- Yogev-Seligmann G, **Giladi N**, Gruendlinger L, Hausdorff JM. The contribution of postural control and bilateral coordination to the impact of dual tasking on gait. *Exp Brain Res*. 2013 Apr;226(1):81-93.
- Thaler A, Mirelman A, Helmich RC, van Nuenen BF, Rosenberg-Katz K, Gurevich T, Orr-Urtreger A, Marder K, Bressman S, Bloem BR, **Giladi N**, Hendler T; LRRK2 Ashkenazi Jewish consortium. Neural correlates of executive functions in healthy G2019S LRRK2 mutation carriers. *Cortex*. 2013;49(9):2501-11.
- Balash Y, Mordechovich M, Shabtai H, **Giladi N**, Gurevich T, Korczyn AD. Subjective memory complaints in elders: depression, anxiety, or cognitive decline? *Acta Neurol Scand*. 2013;127(5):344-50.
- Manor Y, Mootanah R, Freud D, **Giladi N**, Cohen JT. Video-assisted swallowing therapy for patients with Parkinson's disease. *Parkinsonism Relat Disord*. 2013;19(2):207-11.

Oertel W, LeWitt P, **Giladi N**, Ghys L, Grieger F, Borojerd B. Treatment of patients with early and advanced Parkinson's disease with rotigotine transdermal system: age-relationship to safety and tolerability. *Parkinsonism Relat Disor*37-:(1)19;2013 . 42.

Kafri M, Sasson E, Assaf Y, Balash Y, Aiznstein O, Hausdorff JM, **Giladi N**. High-level gait disorder: associations with specific white matter changes observed on advanced diffusion imaging. *J Neuroimaging*. 2013;23(1):39-46.

Chillag-Talmor O, **Giladi N**, Linn S, Gurevich T, El-Ad B, Silverman B, Friedman N, Peretz C. Estimation of Parkinson's disease survival in Israeli men and women, using health maintenance organization

pharmacy data in a unique approach. *J Neurol*. 2013;260(1):62-70.

Grants

2013- 2018 National Parkinson Foundation, USA (PI), NPF Center of Excellence, Support Care and Outreach

2013-2018 Michael J Fox Foundation, USA (PI), PPMI – Biological Markers in Asymptomatic carriers of G2019s mutations in the LRRK2 gene

2016-2021 Biogen, USA (PI), Identifying markers of disease in a population at risk for developing Parkinson's disease.



Prof. Talma Hendler, M.D, Ph.D.

Department of Physiology and Pharmacology
Sackler Faculty of Medicine
Sagol School of Neuroscience
Tel Aviv Sourasky Medical Center



HendlerT@gmail.com
cbf-tlv.com

Using Functional Imaging to Investigate Affective Neuroscience

Positions

Professor, Sackler Faculty of Medicine, Sagol School of Neuroscience

Director, Tel Aviv Center for Brain Function, Tel Aviv Sourasky Medical Center

Clinical Director, Presurgical Brain Mapping Service, Tel Aviv Sourasky Medical Center

Research

Our group has been applying advanced brain imaging techniques, including functional magnetic resonance imaging (fMRI), Diffusion Tensor imaging (DTI) intracranial and scalp electroencephalography (EEG) and magnetic encephalography (MEG) to study mental processing in the healthy and diseased human brain. Our research theme has focused on portraying the neural underpins of individual emotional experience and expression. The accumulative work in affective neuroscience in the last two decades has paved the way for promising translations of imaging technologies for the cure to mental suffering. For example, the lab has pioneered the development of a new real-time imaging approach for the non-invasive identification of "neural finger-prints" that can reliably depict deep limbic areas through trans-modalities' learning computation (e.g. from fMRI to EEG). This new method enables accessible bed-side Brain Computer Interface procedures aimed to alleviate and/or prevent stress related psychopathologies.

Publications

Ben-Simon, E., Podlipsky, I., Okon-Singer, H., Gruberger, M., Cvetkovic, D., Intrator, N., & **Hendler, T.** (2013). The dark side of the alpha rhythm: fMRI evidence for induced alpha modulation during complete darkness. *European Journal of Neuroscience*. 37(5):795-803

Esposito, N. Singer, I. Podlipsky, I. Fried, **T. Hendler**, R. Goebel (2013) Cortex-based inter-subject analysis of iEEG and fMRI data sets: Application to sustained task-related BOLD and gamma response. *NeuroImage*, 66, 457-468

Thaler, A., Mirelman, A., Helmich, R.C., van Nuenen, B.F., Rosenberg-Katz, K., Gurevich, T., Orr-Urtreger, A., Marder, K., Bressman, S., Bloem, B.R., Giladi, N., **Hendler, T.**; the LRRK2 Ashkenazi Jewish consortium (2013). Neural correlates of executive functions in healthy G2019S LRRK2 mutation carriers. *Cortex*, (12)00374-7.

Shapira-Lichter I, Oren N, Jacob Y, Gruberger M, & **Hendler T.** (2013). Portraying the unique contribution of the default mode network to internally-driven mnemonic processes. *Proc Natl Acad Sci USA*. 110(13):4950-5.

Rosenberg-Katz, K., Herman, T., Jacob, Y., Giladi, N., **Hendler, T.**, Hausdorff, J.M. (2013). Gray matter atrophy distinguishes between Parkinson disease motor subtypes. *Neurology*, 80(16):1476-84.

Shapira-Lichter, I., Vakil, E., Caspi, D., Oren, N., Glikmann-Johnston, Y., Siman-Tov, T., **Hendler, T.** & Paran, D. (2013). Learning and memory-related brain activity dynamics are altered in systemic lupus erythematosus: a functional magnetic resonance imaging study. *Lupus*, 22(6):562-73.

Raz, G., Jacob, Y., Gonen, T., Winetraub, Y., Soreq, E., Flash, T., **Hendler, T.** (2013) "Cry for her or cry with her: Context-dependent dissociation of two modes of cinematic empathy reflected in network cohesion dynamics". *Soc Cogn Affect Neurosci*.

Admon, R., Milad, M. R., & Hendler, T. (2013). A causal model of post-traumatic stress disorder: disentangling predisposed from acquired neural abnormalities. *Trends in Cognitive Sciences*.

Raz, G., Jacob, Y., Gonen, T., Winetraub, Y., Flash, T., Soreq, E., & **Hendler, T.** (2014). Cry for her or

cry with her: context-dependent dissociation of two modes of cinematic empathy reflected in network cohesion dynamics. *Social Cognitive and Affective Neuroscience*, 9(1), 30-38.

Gonen, T., Sharon, H., Pearlson, G., & **Hendler, T.** (2014). Moods as ups and downs of the motivation pendulum: revisiting reinforcement sensitivity theory (RST) in bipolar disorder. *Frontiers in Behavioral Neuroscience*, 8, 378.

Singer, N., Podlipsky, I., Esposito, F., Okon-Singer, H., Andelman, F., Kipervasser, S., ... & **Hendler, T.** (2014). Distinct iEEG activity patterns in temporal-limbic and prefrontal sites induced by emotional intentionality. *Cortex*, 60, 121-138.

Kinreich, S., Podlipsky, I., Jamshy, S., Intrator, N., & **Hendler, T.** (2014). Neural dynamics necessary and sufficient for transition into pre-sleep induced by EEG neurofeedback. *NeuroImage*, 97, 19-28.

Hendler, T., Gonen, T., Harel, E. V., & Sharon, H. (2014). From circuit activity to network connectivity and back: The case of obsessive-compulsive disorder. *Biological Psychiatry*, 75(8), 590-592.

Bleich-Cohen, M., Poyurovsky, M., Hendler, T., Weizman, R., & Sharon, H. (2014). Does co-morbid Obsessive-Compulsive disorder modify the abnormal language processing in schizophrenia patients? An fMRI study. *Frontiers in Human Neuroscience*, 8, 560.

Cavazza, M., Charles, F., Aranyi, G., Porteous, J., Gilroy, S. W., Raz, G., & **Hendler, T.** (2014, March). Towards emotional regulation through neurofeedback. In *Proceedings of the 5th Augmented Human International Conference* (p. 42).

Thaler, A., Artzi, M., Mirelman, A., Jacob, Y., Helmich, R. C., **Hendler, T.**, & Ben Bashat, D. (2014). A voxel-based morphometry and diffusion tensor imaging analysis of asymptomatic Parkinson's disease-related G2019S LRRK2 mutation carriers. *Movement Disorders*, 29(6), 823-827.

Cavazza, M., Aranyi, G., Charles, F., Porteous, J., Gilroy, S., Klovatch, I., & **Hendler, T.** (2014, August). Towards empathic neurofeedback for interactive storytelling. In M. A. Finlayson, J. C. Meister, & E. G. Bruneau (Eds.), *5th Workshop on Computational Models of Narrative* (p. 42).

Raz, G., & **Hendler, T.** (2014). Forking cinematic paths to the self: neurocinematically informed model of empathy in motion pictures. *Projections*, 8(2), 89-114.

Abraham, E., **Hendler, T.**, Shapira-Lichter, I., Kanat-Maymon, Y., Zagoory-Sharon, O., & Feldman, R. (2014). Father's brain is sensitive to childcare

experiences. *Proceedings of the National Academy of Sciences of the United States of America*, 111(27), 9792-9797.

Oren, N., Yogev-Seligmann, G., Ash, E., **Hendler, T.**, Giladi, N., & Lerner, Y. (2014). The Montreal cognitive assessment in cognitively-intact elderly: a case for age-adjusted cutoffs. *Journal of Alzheimer's Disease*, 43(1), 19-22.

Rosenberg-Katz, K., Herman, T., Jacob, Y., Mirelman, A., Giladi, N., **Hendler, T.**, & Hausdorff, J.M. (2015). Fall risk is associated with amplified functional connectivity of the central executive network in patients with Parkinson's disease. *Journal of Neurology*, 1-9.

Amar, D., Yekutieli, D., Maron-Katz, A., **Hendler, T.**, & Shamir, R. (2015). A hierarchical Bayesian model for flexible module discovery in three-way time-series data. *Bioinformatics*, 31(12), i17-i26.

Ben Simon, E., Oren, N., Sharon, H., Kirschner, A., Goldway, N., Okon-Singer, H., Tauman, R., Deweese, M.M., Keil, A., & **Hendler, T.** (2015). Losing Neutrality: The Neural Basis of Impaired Emotional Control without Sleep. *Journal of Neuroscience*, 35(38), 13194-13205.

Gilam, G., Lin, T., Raz, G., Azrielant, S., Fruchter, E., Ariely, D., & **Hendler, T.** (2015). Neural substrates underlying the tendency to accept anger-infused ultimatum offers during dynamic social interactions. *NeuroImage*, 120, 400-411.

Okon-Singer, H., **Hendler, T.**, Pessoa, L., & Shackman, A.J. (2015). The neurobiology of emotion-cognition interactions: *fundamental questions and strategies for future research*. *Frontiers in Human Neuroscience*, 9(58).

Thaler, A., Mirelman, A., Helmich, R., van Neunen, B., Gurevich, T., Marder, K., Bressman, S., Orr-Urtreger, A., Bloem, B., **Hendler, T.**, & Giladi, N. (2015). Ventral Striatum Involvement In Non Manifesting Carriers Of The G2019S Mutation In The LRRK2 Gene (P6.077). *Neurology*, 84(14).

Dissanayaka, C., Ben-Simon, E., Gruberger, M., Maron-Katz, A., Sharon, H., **Hendler, T.**, & Cvetkovic, D. (2015). Comparison between human awake, meditation and drowsiness EEG activities based on directed transfer function and MVDR coherence methods. *Medical & Biological Engineering and Computing*, 53(7), 599-607.

Glikmann-Johnston, Y., Oren, N., **Hendler, T.**, & Shapira-Lichter, I. (2015). Distinct functional connectivity of the hippocampus during semantic and phonemic fluency. *Neuropsychologia*, 69, 39-49.

- Thaler, R. C. Helmich, A. Or-Borichev, B. F.L. van Nuenen, I. Shapira-Lichter, T. Gurevich, A. Orr-Urtreger, K. Marder, S. Bressman, B. R. Bloem, N. Giladi, **T. Hendler**, A. Mirelman^{1,2} and the LRRK2 Ashkenazi Jewish consortium(2015). Intact working memory in non-manifesting *LRRK2* carriers – an fMRI study. *European Journal of Neuroscience*.
- Keynan, J. N., Raz, G., Solnik, S., Gilam, G., Lin, T., Vaisevasser, S., & **Hendler, T.** (2015). Dynamic network analysis uncovers the neural correlates of alexithymia. *Biological Psychiatry*, 77(9), 46S-46S.
- Keynan, J. N., Cohen, A., Raz, G., Jackont, G., Gilam, G., Klovatch, I., ... & **Hendler, T.** (2015). Modulation of deep brain activity and improved emotion regulation via fMRI/EEG neurofeedback. *Biological Psychiatry*, 77(9), 336S-336S.
- Gazit T., Andelman F., Glikmann-Johnston Y., Gonen T., Solski A., Shapira-Lichter I., Ovadia M., Kipervasser S., Neufeld MY., Fried I., **Hendler T.**, Perry D. (2015). Probabilistic Machine Learning for the Evaluation of Presurgical Language Dominance. *Journal of Neurosurgery*.
- Vaisvaser S., Modai S., Farberov L., Lin T., Sharon H., Gilam A., Volk N., Admon R., Edry L., Fruchter E., Wald I., Bar-Haim Y., Tarrasch R., Chen A., Shomron N., and **Hendler T.** (2015). Neuro-epigenetic indications of acute stress response in humans: the case of microRNA-29c. *Plos One*.
- Keynan, J.N, Meir-Hasson, Y., Gilam, G., Cohen, A., Jackont, G., Kinreich, S., Ikar, L., Or-Borichev, A., Etkin, A., Gyurak, A., Klovatch, I., Intrator, N., & **Hendler, T.** (2015). Limbic Activity Modulation Guided by fMRI-Inspired EEG Improves Implicit Emotion Regulation. *Biological Psychiatry*.
- Gonen, T., Soreq, E., Eldar, E., Ben-Simon, E., Raz, G., & **Hendler, T.** (2016). Human mesostriatal response tracks motivational tendencies under naturalistic goal conflict. *Social cognitive and affective neuroscience*, 11(6), 961-972.
- Yamin, H., Gazit, T., Tchemodanov, N., Raz, G., Jakont, G., Charles, F., & **Hendler, T.** (2016). Neurofeedback via Intracranial Depth Electrodes.
- Shapira-Lichter, I., Klovatch, I., Nathan, D., Oren, N., & **Hendler, T.** (2016). Task-specific Aspects of Goal-directed Word Generation Identified via Simultaneous EEG-fMRI. *Journal of cognitive neuroscience*.
- Meir-Hasson, Y., Keynan, J. N., Kinreich, S., Jackont, G., Cohen, A., **Hendler, T.** & Intrator, N. (2016). One-Class FMRI-Inspired EEG Model for Self-Regulation Training. *PloS one*, 11(5), e0154968.
- Yogev-Seligmann, G., Oren, N., Ash, E. L., **Hendler, T.**, Giladi, N., & Lerner, Y. (2016). Altered Topology in Information Processing of a Narrated Story in Older Adults with Mild Cognitive Impairment. *Journal of Alzheimer's Disease*, (Preprint), 1-17.
- Bregman, N., Thaler, A., Mirelman, A., Gurevich, T., Gana-Weiss, M., Orr-Urtreger, A., **Hendler, T.**, & Giladi, N. (2016). A Cognitive fMRI Study in Non-Manifesting LRRK2 and GBA Carriers (P4. 105). *Neurology*, 86(16 Supplement), P4-105.
- Sharon, H., Maron-Katz, A., Simon, E. B., Flusser, Y., **Hendler, T.**, Tarrasch, R., & Brill, S. (2016). Mindfulness Meditation Modulates Pain Through Endogenous Opioids. *The American Journal of Medicine*.
- Shapira-Lichter, I., Weinstein, M., Lustgarten, N., Ash, E., Litinsky, I. **Hendler, T.**, & Paran, D. (2016). Impaired diffusion tensor imaging findings in the corpus callosum and cingulum may underlie impaired learning and memory abilities in systemic lupus erythematosus. *Lupus*, 0961203316636471
- Gazit, T., Andelman, F., Glikmann-Johnston, Y., Gonen, T., Solski, A., Shapira-Lichter, I., & **Hendler, T.** (2016). Probabilistic machine learning for the evaluation of presurgical language dominance. *Journal of Neurosurgery*, 1-13.
- Maron-Katz, A., Vaisvaser, S., Lin, T., **Hendler, T.**, & Shamir, R. (2016). A large-scale perspective on stress-induced alterations in resting-state networks. *Scientific reports*, 6.
- Domani, Y., Bleich-Cohen, M., Stoppelman, N., Tarrasch, R., **Hendler, T.**, Meidan, R., ... & Sharon, H. (2016). Oral ketamine for treatment resistant major depression—A double blind randomized controlled trial. *European Psychiatry*, (33), S523.
- Lerner, Y., **Hendler, T.**, Levit-Binnun, N., & Golland, Y. (2016). Shared feelings: Investigating neural attunement to the emotions of others. *European Psychiatry*, (33), S457-S458.
- Lin, T., Simchovitz, A., Shenhar-Tsarfaty, S., Vaisvaser, S., Admon, R., ... **Hendler, T.** & Soreq, H. (2016) Intensified vmPFC surveillance over PTSS under perturbed microRNA-608/AChE interaction. *Translational Psychiatry*, (6), 1-8.
- Raz, G., Touroutoglou, A., Wilson-Mendenhall, C., Gilam, G., Lin, T., **Hendler, T.** & Feldman Barrett, L. (2016). Functional connectivity dynamics during film viewing reveal common networks for different emotional experiences. *Cognitive, Affective, & Behavioral Neuroscience*, 1-15.

N Singer; N Jacobi, T Lin, G Raz, L Shpigelman, G Gilam, R Y Granot, **T Hendler**. Common modulation of limbic network activation underlies musical emotions as they unfold. (2016), *NeuroImage*, Vol. 141, pp. 517-529.

Oren, N., Ash, E. L., Tarrasch, R., **Hendler, T.**, Giladi, N., & Shapira-Lichter, I. (2017). Neural patterns underlying the effect of negative distractors on working memory in older adults. *Neurobiology of aging*, 53, 93-102.

Cohen, D., Perry, A., Gilam, G., Mayseless, N., Gonen, T., **Hendler, T.**, & Shamay-Tsoory, S. G. (2017). The role of oxytocin in modulating interpersonal space: A pharmacological fMRI study. *Psychoneuroendocrinology*, 76, 77-83.

Svanera, M., Benini, S., Raz, G., **Hendler, T.**, Goebel, R., & Valente, G. (2017). Deep driven fMRI decoding of visual categories. *arXiv preprint arXiv:1701.02133*.

Lin, T., Gilam, G., Raz, G., Or-Borichev, A., Bar-Haim, Y., Fruchter, E., & **Hendler, T.** (2017). Accessible Neurobehavioral Anger-Related Markers for Vulnerability to Post-Traumatic Stress Symptoms in a Population of Male Soldiers. *Frontiers in Behavioral Neuroscience*, 11.

Gilam, G., Lin, T., Fruchter, E., & **Hendler, T.** (2017). Neural indicators of interpersonal anger as cause and consequence of combat training stress symptoms. *Psychological Medicine*, 1-12.

Golland, Y., Levit-Binnun, N., **Hendler, T.**, Lerner, Y. (2017). Neural dynamics underlying emotional transmissions between individuals. Accepted for publication in *Social Cognitive and Affective Neuroscience*.

Grants

2011-2018 Representative of TAU for the competition on Israel-Centers of Excellence Program in Advanced Cognitive Science. Awarded the joint center (with the Weizmann Inst and Bar Ilan University): The Recursive Mind: From Perception to Memory and Back

2013-2016 BRAINTRAIN: FP7 Health Program (Consortium partner, leader of a WP), Taking Imaging into the Therapeutic Domain: Self -regulation of the brain systems for mental disorders

2016-2018 Israeli Ministry of Science and Technology. A specific, non-invasive, closed loop neuromodulation system for treatment of chronic pain in a natural environment

2016-2019 US Department of Defense. Emotional Brain Fitness via Limbic Targeted Neurofeedback



Prof. Carlos R. Gordon, M.D.

Department of Neurology
Meir Medical Center, Kfar Saba
and Sackler Faculty of Medicine



cgordon@post.tau.ac.il

Investigating the Vestibular and Ocular Motor Systems

Positions

Professor, Department of Neurology, Sackler Faculty of Medicine.

Director, Dizziness and Balance Disorders Service, Department of Neurology, Meir Medical Center

Head, Machado-Joseph Disease (MJD) Clinic (recognized by the Israel Ministry of Health)

Research

The vestibular system stabilizes gaze during head movements, ensuring clear vision of the seen world. This is mainly accomplished by the vestibulo-ocular reflex (VOR), which produces compensatory (opposite) eye movements for head rotations. Then, eye position in space is held steady and images do not slip on the retina. During everyday life activities, the vestibular system acts with the optokinetic and visual fixation systems to hold images of the seen world steady on the retina; while saccades, smooth pursuit and vergence eye movements obtain and hold images of objects of interest on the fovea. Moreover, in everyday life activities, the vestibular, visual, ocular motor, proprioceptive and motor systems work together to reach exquisite balance, equilibrium and perform accurate motor tasks. Interaction between sensory (vestibular, visual, proprioceptive) and motor (eye movement, locomotion) systems; i.e. sensory-motor integration is essential to maintain balance, equilibrium and perform accurate motor tasks including locomotion. Our Vestibular and Eye Movement Laboratory is fully equipped with modern systems for measuring vestibular function, all type of eye movements and balance and gait function.

Our three major ongoing interest and research projects include:

1. Vestibulo-Ocular Reflex (VOR) and eye movement abnormalities as possible biomarkers of Spinocerebellar Ataxia Type 3.

Spinocerebellar Ataxia Type 3 (SCA-3), also known as Machado-Joseph Disease (MJD), is an autosomal

dominant neurodegenerative disorder for which genetic testing can reveal those at risk for developing the disease. Quantitative measures that would identify pre-symptomatic gene carriers at the threshold of clinical diagnosis would be extremely valuable in early diagnosis, tracking disease progression, and assessing treatment. This is a crucial subject of investigation not only in SCA-3 but also in other neurodegenerative diseases. Eye movement abnormalities have been reported as reliable neurophysiologic biomarker and even proposed as “a window into disease prevention.” By using bedside vestibular tests and laboratory recording of eye movements, we have described severe VOR deficit and different saccadic abnormalities in patients with SCA-3. Our specific aim is to investigate if VOR and eye movements can be used as biomarkers to quantify the appearance and progress of SCA-3 even pre-symptomatically.

2. Dizziness, vertigo, balance: Clinical and basic research

Dizziness, vertigo and problems with balance are among the most frequent complaints at all ages. Our current research focuses on the following topics:

The contribution of VOR impairment to the perceptual and emotional experience of blurred vision, dizziness and oscillopsia (in collaboration with the School of Psychological Sciences, Psychobiology Research Unit, Tel Aviv University).

The relationship between vestibular pathology and the development of anxiety, balance impairment and spatial disorientation (in collaboration with the School of Psychological Sciences, Psychobiology Research Unit, Tel Aviv University).

The evaluation of a novel specs device with stabilizing marks on the peripheral visual field to alleviate dizziness.

The search for novel physical and virtual reality strategies to improve balance and alleviate dizziness.

3. Cerebellar Disorders

As our Neurology Department at the Meir Medical Center houses the only Machado-Joseph Clinic in Israel recognized by the Ministry of Health, we therefore have access to most MJD sufferers and many other cerebellar patients in the country and focusing on the following research topics:

Respiratory function in cerebellar degeneration.

Autonomic nervous system function and emotional features in cerebellar diseases.

Cognitive and behavioral changes in cerebellar degeneration.

Physical and pharmacological treatment of cerebellar disorders.

Language and reading difficulties in cerebellar diseases (in collaboration with the School of Education, Tel Aviv University).

The role of the cerebellum in the hedonic experience of music (in collaboration with the Functional Brain Center, Wohl Institute for Advanced Imaging, Tel Aviv Sourasky Medical Center).

The mutational origins of Machado-Joseph Disease in the Jew Yemenite subpopulation in Israel (in collaboration with the IBMC - Institute of Molecular and Cell Biology, and IPATIMUP – Institute of Pathology and Molecular Immunology of University of Porto, Portugal).

Publications

Caspi A, Zivotofsky AZ, **Gordon CR**. Multiple saccadic abnormalities in spinocerebellar ataxia type 3 (SCA-3) can be linked to a single deficiency in velocity feedback. *Invest Ophthalmol Vis Sci* 2013; 54: 731-738.

Gordon CR, Zivotofsky AZ, Caspi A. Impaired Vestibulo-Ocular Reflex (VOR) in Spinocerebellar Ataxia Type 3 (SCA3): Bedside and Search Coil Evaluation. *J Vest Res* 351-355 :24 ;2014 .

Shefer S, **Gordon CR**, Avraham KB, Mintz M. Balance deficit enhance anxiety and balance training decrease anxiety in vestibular mutant mice. *Behav Brain Res* 2015; 276: 76-83.

Zaltzman R, Sharony R, Klein C, **Gordon CR**. Spinocerebellar ataxia type 3 in Israel: phenotype and genotype of a Jew Yemenite subpopulation. *J Neurol* 2016; 263:2207-2214.

Carmona S, Martínez C, Zalazar G, Moro M, Batuecas-Caletrio A, Luis L, **Gordon C**. The diagnostic accuracy of truncal ataxia and HINTS as cardinal signs for acute vestibular syndrome. *Front Neurol*. 2016; 7:125.



Prof. Doron Gothelf, M.D.

Department of Psychiatry
Sheba Medical Center
Sackler Faculty of Medicine



gothelf@post.tau.ac.il
URL: <http://www2.tau.ac.il/Person/medicine/researcher.asp?id=adefdecji>

Neurogenetics Syndromes

Positions

Professor, Psychiatry & Sagol School of Neuroscience
President, Israel Society of Biological Psychiatry
Director, The Behavioral Neurogenetics Center
Director, The Child Psychiatry Division, Sheba Medical Center

Research

We have been studying neurogenetics syndromes - 22q11.2 deletion syndrome (22q11.2DS) and Williams syndrome for two decades. 22q11.2DS is the most common known microdeletion syndrome. The 22q11.2DS phenotype consists of cleft and cardiovascular anomalies and immunological abnormalities. Additionally, all individuals with 22q11.2DS cope with cognitive deficits and one-third of the patients develop schizophrenia-like psychotic disorders and many manifest with autism spectrum disorder. We study the pathways leading to psychosis, autism and cognitive deficits in 22q11.2DS. Our focus is identifying cognitive, behavioral and psychiatric risk factors associated with the evolution of psychosis in 22q11.2DS. We also study molecular and immunological pathways to psychosis and to the behavioral and cognitive phenotype of the syndrome using blood samples and animal models. We collaborate with many



centers from US and Europe under the umbrella of the International Brain and Behavior Consortium funded by the NIMH.

Publications

Delio M, Guo T, McDonald-McGinn DM, Zackai E, Herman S, Kaminetzky M, Higgins AM, Coleman K, Chow C, Jarlbrzkowski M, Bearden CE, Bailey A, Vangkilde A, Olsen L, Olesen C, Skovby F, Werge TM, Templin L, Busa T, Philip N, Swillen A, Vermeesch JR, Devriendt K, Schneider M, Dahoun S, Eliez S, Schoch K, Hooper SR, Shashi V, Samanich J, Marion R, van Amelsvoort T, Boot E, Klaassen P, Duijff SN, Vorstman J, Yuen T, Silversides C, Chow E, Bassett A, Frisch A, Weizman A, **Gothelf D**, Niarchou M, van den Bree M, Owen MJ, Suñer DH, Andreo JR, Armando M, Vicari S, Digilio MC, Auton A, Kates WR, Wang T, Shprintzen RJ, Emanuel BS, Morrow BE. Enhanced maternal origin of the 22q11.2 deletion in velocardiofacial and DiGeorge syndromes. *Am J Hum Genet.* 2013, 7;92(3):439-47

Zarchi O, Diamond A, Weinberger R, Abbott D, Carmel M, Frisch A, Michaelovsky E, Gruber R, Green T, Weizman A, **Gothelf D**. A comparative study of the neuropsychiatric and neurocognitive phenotype in two microdeletion syndromes: Velocardiofacial (22q11.2 deletion) and Williams (7q11.23 deletion) syndromes. *Eur Psychiat.* 2014;29(4):203-10.

Zarchi O, Carmel M, Avni C, Attias J, Frisch A, Michaelovsky E, Patya M, Green T, Weinberger R, Weizman A, **Gothelf D**. Schizophrenia-like neurophysiological abnormalities in 22q11.2 deletion syndrome and their association to COMT and PRODH genotypes. *J Psychiatr Res.* 2013;47(11);1623-9.

Basel-Vanagaite L, Hershkovitz T, Heyman E, Raspall-Chaure M, Kakar N, Smirin-Yosef P, Vila-Pueyo M, Korenreich L, Thiele H, Bode H, Lagovsky M, Dahary D, Haviv A, Weisz-Hubshman M, Pasmanik-Chor M, Nürnberg P, **Gothelf D**, Kubisch C, Shohat M, Macaya A, Borck G. Biallelic SZT2 mutations

cause infantile encephalopathy with epilepsy and dysmorphic Corpus Callosum. *Am J Hum Genet.* 2013;93(3):524-9.

Gothelf D, Law AJ, Frisch A, Chen J, Zarchi O, Michaelovsky E, Ren-Patterson R, Lipska BK, Carmel M, Kolachana B, Weizman A, Weinberger DR. Biological effects of COMT haplotypes and psychosis risk in 22q11.2 deletion syndrome. *Biol Psychiatry.* 2014;75(5):406-13.

Gothelf D, Schneider M, Green T, Debbané M, Frisch A, Glaser B, Zilkha H, Schaer M, Weizman A, Eliez S. Risk factors and the evolution of psychosis in 22q11.2 deletion syndrome: A longitudinal 2-site study. *J Am Acad Child Adolesc Psychiatry.* 2013; 52(11):1192-1203.

Kushnir J, **Gothelf D**, Sadeh A. Nighttime fears of preschool children: A potential disposition marker for anxiety? *Compr Psychiatry.* 2014;55(2):336-41.

Schonherz Y, Davidov M, Knafo A, Zilkha H, Shoval G, Zalsman G, Frisch A, Weizman A, **Gothelf D**. Shyness discriminates between children with 22q11.2 deletion syndrome and Williams syndrome and predicts emergence of psychosis in 22q11.2 deletion syndrome. *J Neurodev Disord.* 2014 11;6(1):3.

Carmel M, Zarchi O, Michaelovsky E, Frisch A, Patya M, Green T, **Gothelf D**, Weizman A. Association of COMT and PRODH gene variants with intelligence quotient (IQ) and executive functions in 22q11.2DS subjects. *J Psychiatr Res.* 2014;56:28-35.

Gothelf D. Measuring Prodromal Symptoms in Youth With Developmental Disabilities: A Lesson From 22q11 Deletion Syndrome. *J Am Acad Child Adolesc Psychiatry.* 2014;53(9):945-7.

Dar N, **Gothelf D**, Korn D, Frisch A, Weizman A, Michaelovsky E, Carmel M, Yeshayahu Y, Dubnov-Raz G, Pessach IM, Simon AJ, Lev A, Somech R. Thymic and bone marrow output in individuals with 22q11.2 deletion syndrome. *Pediatric Res.* 2015;77(4):579-85.

Vorstman J, Breetvelt EJ, Duijff SN, Eliez S, Schneider M, Jalbrzikowski M, Armando M, Vicari S, Shashi V, Hooper SR, Chow EW, Fung WL, Butcher NJ, Young DA, McDonald-McGinn DM, Vogels A, van Amelsvoort T, **Gothelf D**, Weinberger R, Weizman A, Klaassen PW, Koops S, Kates WR, Antshel KM, Simon TJ, Ousley OY, Swillen A, Gur RE, Bearden CE, Kahn RS, Bassett AS; for the International Consortium on Brain and Behavior in 22q11.2 Deletion Syndrome. Cognitive decline preceding the onset of psychosis in patients with 22q11.2 Deletion Syndrome. *JAMA Psychiatry.* 2015;72(4):377-85.

Goodwin J, Schoch K, Shashi V, Hooper SR, Morad O, Zalevsky M, **Gothelf D**, Campbell LE. A tale worth telling: the impact of the diagnosis experience on disclosure of genetic disorders. *J Intellect Disabil Res.* 2015;59(5):474-86.

Mlynarski EE, Sheridan MB, Xie M, Guo T, Racedo SE, McDonald McGinn DM, Gai X, Chow EWC, Vorstman J, Swillen A, Devriendt K, Breckpot J, Digilio MC, Marino B, Dallapiccola B, Philip N, Simon TJ, Roberts AE, Piotrowicz M, Bearden CE, Eliez S, **Gothelf D**, Coleman K, Kates WR, Devoto M, Zackai E, Heine-Suner D, Shaikh TH, Bassett AS, Goldmuntz E, Morrow BE, Emanuel BS, the International Chromosome 22q11.2 Consortium. Copy-Number Variation of the Glucose Transporter Gene SLC2A3 and Congenital Heart Defects in the 22q11.2 Deletion Syndrome. *Am J Hum Genet.* 2015;96(5):753-64.

Zarchi O, Avni C, Attias J, Frisch A, Carmel M, Michaelovsky E, Green T, Weizman A, **Gothelf D**. Hyperactive auditory processing in Williams syndrome: Evidence from auditory evoked potentials. *Psychophysiology.* 2015;52(6):782-9.

Weisman O, Feldman R, Burg-Malki M, Keren M, Geva R, Diesendruck G, **Gothelf D**. Mother-Child Interaction as a Window to a Unique Social Phenotype in 22q11.2 Deletion Syndrome and in Williams Syndrome. *J Autism Dev Disord.* 2015;45(8):2567-77.

Kushnir J, **Gothelf D**, Sadeh A. Assessing fears of preschool children with nighttime fears by a parent version of the fear survey schedule for preschool children. *Isr J Psychiatry Relat Sci.* 2015;52(1):61-5.

Gazer-Snitovsky M*, Brand-Gothelf A*, Dubnov-Raz G, Weizman A, **Gothelf D**. High Familial Correlation in Methylphenidate Response and Side Effect Profile, *J Attention Disord.* 2015, 1087054715580844

Dori N, Green T, Weizman A, **Gothelf D**. The effectiveness and safety of antipsychotic and antidepressant medications in individuals with 22q11.2 deletion syndrome, *J Child Adolesc Psychopharmacol.* 2015;25:1-8.

Spitzer S, Freudenstein O, Peskin M, Tyano S, Shrira A, Pearlson T, Eilam A, Zalsman G, Green T, **Gothelf D**. The Outcome of Severe Internalizing and Disruptive Disorders from Preschool into Adolescence: A Follow-up Study. *Isr J Psychiatry Relat Sci.* 2015;52(2):100-5.

Mlynarski EE, Xie M, Taylor D, Sheridan MB, Guo T, Racedo SE, McDonald-McGinn DM, Chow EW, Vorstman J, Swillen A, Devriendt K, Breckpot J, Digilio MC, Marino B, Dallapiccola B, Philip N, Simon

TJ, Roberts AE, Piotrowicz M, Bearden CE, Eliez S, **Gothelf D**, Coleman K, Kates WR, Devoto M, Zackai E, Heine-Suñer D, Goldmuntz E, Bassett AS, Morrow BE, Emanuel BS; International Chromosome 22q11.2 Consortium. Rare copy number variants and congenital heart defects in the 22q11.2 deletion syndrome. *Hum Genet.* 2016;135(3):273-85.

Friedman N, Rienstein S, Yeshayahu Y, **Gothelf D**, Somech R. Post-childhood Presentation and Diagnosis of DiGeorge Syndrome. *Clin Pediatr (Phila).* 2016;55(4):368-73.

Lang C, Nir Z, Brand-Gothelf A, Domachevsky S, Ginton L, Kushnir J, **Gothelf D**. The outcome of children with selective mutism following cognitive behavioral intervention: a follow-up study, *European Journal of Pediatrics,* 2016;175(4):481-7.

Bar M, Efron M, **Gothelf D**, Kushnir J. The link between parent and child sleep disturbances in children with attention deficit/hyperactivity disorder. *Sleep Med.* 2016;21:160-4.

Mosheva M, Mekori E, Kantor S, Berg Y, Weizman A, **Gothelf D**. Do Antidepressants Induce Psychosis in Children and Adolescents? A Naturalistic Study in Ambulatory Pediatric Population. *J Child Adolesc Psychopharmacol.* 2016;26(5):478-84.

Yi JJ, Weinberger R, Moore TM, Calkins ME, Guri Y, McDonald-McGinn MD, Zackai EH, Emanuel BS, Gur RE, **Gothelf D**, Gur RC. Neurocognitive performance on a Computerized Neurocognitive Battery in 22q11.2 deletion syndrome: A Comparison between US and Israeli cohorts. *Brain and Cognition,* 2016;106:33-41.

Kufert, Y. M., Nachmani, A., Nativ, E., Weizman, A., & **Gothelf, D**. Association between prematurity and the evolution of psychotic disorders in 22q11.2 deletion syndrome. *Journal of Neural Transmission,* 2016, 123(12), 1491-1497.

Segal-Triwitz Y, Kirchen LM, Shani Sherman T, Levav M, Kushnir J, Ariel R, **Gothelf D**. Parents' and Teachers' Perceptions of Abnormal Attention Span of Elementary School-Age Children, *Isr J Psychiatry Relat Sci.,* 2016, in press.

Midbari Kufert Y, Nachmani A, Nativ E, Weizman A, **Gothelf D**. Association between prematurity and the evolution of psychotic disorders in 22q11.2 deletion syndrome. *J Neural Transm (Vienna).* 2016, 123(12), 1491-1497.

Weinberger R, Yi J, Calkins M, Guri Y, McDonald-McGinn DM, Emanuel BS, Zackai EH, Ruparel K, Carmel M, Michaelovsky E, Weizman A, Gur RC, Gur RE, **Gothelf D**. Neurocognitive profile in psychotic versus nonpsychotic individuals with 22q11.2 deletion syndrome. *Eur Neuropsychopharmacol,* 2016, 26(10), 1610-1618.

Reviews

Schneider M, Debbané M, Bassett AS, Chow EW, Fung WL, van den Bree MB, Owen M, Murphy KC, Niarchou M, Kates WR, Antshel KM, Fremont W, McDonald-McGinn DM, Gur RE, Zackai EH, Vorstman J, Duijff SN, Klaassen PW, Swillen A, **Gothelf D**, Green T, Weizman A, Van Amelsvoort T, Evers L, Boot E, Shashi V, Hooper SR, Bearden CE, Jalbrzikowski M, Armando M, Vicari S, Murphy DG, Ousley O, Campbell LE, Simon TJ, Eliez S. Psychiatric disorders from childhood to adulthood in 22q11.2 deletion syndrome: Results from the International Consortium on Brain and Behavior in 22q11.2 deletion syndrome. *Am J Psychiatry.* 2014;171(6):627-39.

Grants

2013–2017 NIMH

2017–2020 National Institute of Psychobiology

Dr. Yulia Lerner, Ph.D.

Neurodegeneration Lab: Cognitive Neuroscience Research



Positions

Senior Lecturer, Sackler Faculty of Medicine

Senior Researcher, Tel Aviv Sourasky Medical Center

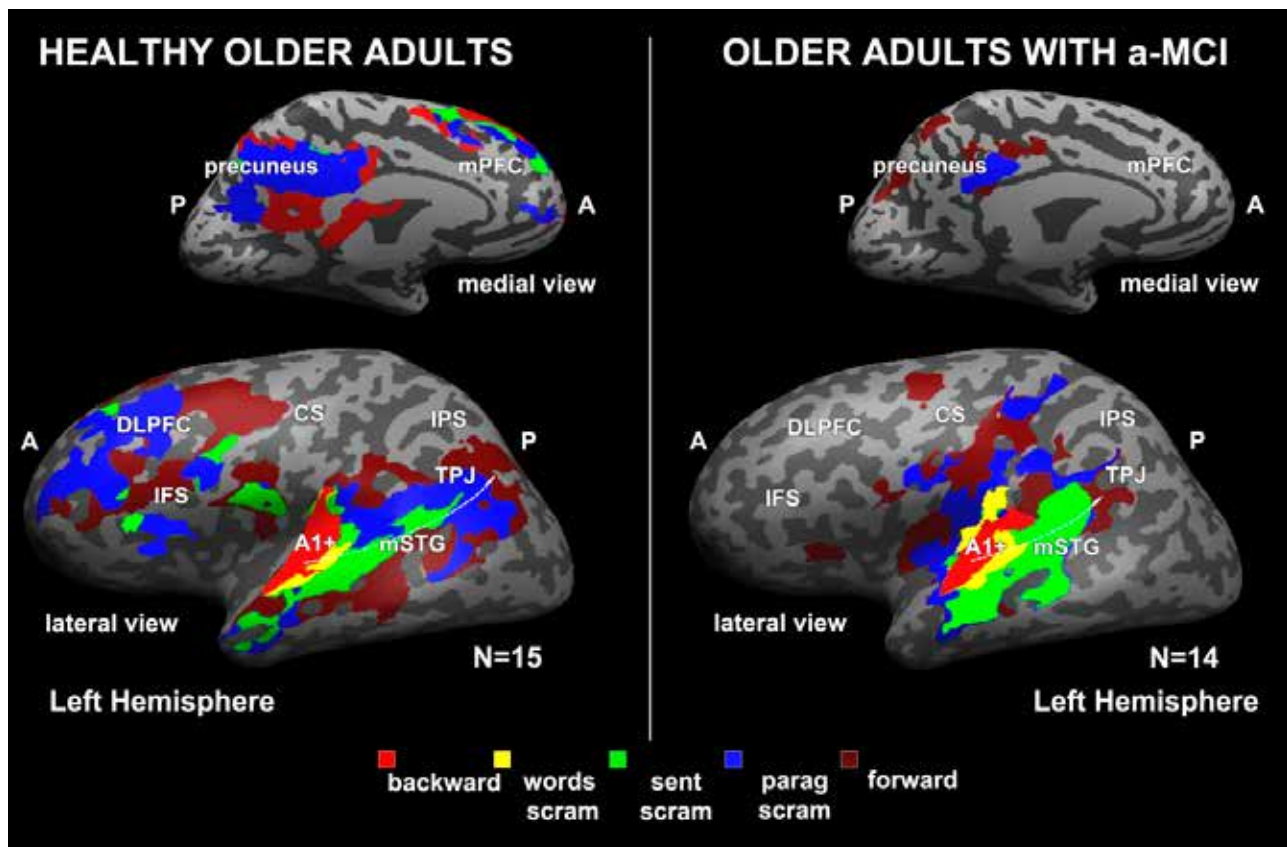
Research

Our lab focuses on study neural activity undergoing complex real-life events. The research involves functional and structural brain imaging, neuropsychological assessments and physiological measurements. We apply our paradigms to neuropsychiatric disorders (e.g. mild cognitive impairment (MCI), schizophrenia, etc.), for the understanding the pathological conditions. To study factors of vulnerability in a causal manner we apply prospective

imaging approach or comparing groups of affected to unaffected individuals under similar conditions (e.g. older adults and MCI, patients with schizophrenia and their unaffected siblings). While applying multi-modal paradigms, we are concentrated on developing methods for identification of "functional neuromarkers" for the disease.

Main research topics

- Investigation of human brain responses and behavior under natural conditions
- The architecture of neural circuits involving in processing of non-verbal information
- Developing functional neuromarkers for abnormal cognitive states



Hierarchical organization in healthy older adults and participants with aMCI during story processing

Publications

Golland Y., Levit-Binnun N., Hendler, **Lerner Y.** (2017) Neural dynamics underlying emotional transmissions between individuals. *SCAN*, May, 01-12. doi:10.1093/scan/nsx049

Oren N., Shapira-Lichter, I., **Lerner Y.**, Tarrasch R., Hendler T., Giladi N., Ash E. (2016) How attention modulates encoding of dynamic stimuli. *Front. Hum Neurosci.* doi.org/10.3389/fnhum.2016.00507

Yogev-Seligmann G., Oren N., Ash E., Hendler T., Giladi N., **Lerner Y.** (2016) Altered topology in information processing of a narrated story in older adults with mild cognitive impairment. *J Alzheimers Dis*, 53, 517-533.

Farbood M., Heeger D., Marcus G., Hasson U., **Lerner Y.** (2015) The neural processing of hierarchical structure in music and speech at different timescales. *Front. Neurosci.* 9:157. doi: 10.3389/fnins.2015.00157.

Oren N., Yogev-Seligmann G., Ash E., Hendler T., Giladi N., **Lerner Y.** (2015) The Montreal cognitive assessment in cognitively-intact elderly: A case for age-adjusted cutoffs. *J Alzheimers Dis*, 43(1), 19-22.

Lerner Y., C.J. Honey C.J., Katkov M., Hasson U. (2014) Temporal scaling of neural responses to compressed and dilated natural speech. *J Neurophysiol* 111(12).

Honey C.J., Thompson CR, **Lerner Y.**, Hasson U. (2013) Not lost in translation: neural responses shared across languages. *J Neurosci*, 32(44), 15277-83.

Grants

2012 – 2016 Marie Curie Career Integration Grant: Temporal dimensions of information processing as a functional marker of mental state: evidence from schizophrenia

2016 – 2017 BeyondVerbal: Brain plasticity in participants with a-MCI

2016 – 2018 The National Institute for Psychobiology in Israel (NIPI): Brain plasticity following physical training in patients with mild cognitive impairment: Neuroimaging study



Dr. Shaul Lev-Ran, M.D.

Department of Psychiatry
Sackler Faculty of Medicine
Tel Aviv University



shauli.levran@gmail.com

Investigating the Association between Drug Use and Psychiatric Disorders

Positions

Senior Lecturer, Sackler Faculty of Medicine

Physician-in-Chief, Lev Hasharon Medical Center

Research

We study the association between drug use and psychiatric disorders. We harness epidemiological and clinical approaches aimed at improving the understanding of mental health related aspects of drug use.

Specifically, much of our current research focuses on psychiatric outcomes of cannabis use. In recent decades, there has been a significant increase in the prevalence of cannabis use, as well as in the potency of cannabis consumed. This holds several medical and social implications, some of which are yet unclear. We focus on exploring mental-health related outcomes of cannabis use by conducting epidemiological research using large population-based samples and analysis of “big-data” based on internet-based sources. In addition, we explore specific neuro-biological and neurocognitive aspects of heavy cannabis use by utilizing advanced functional technologies such as Transcranial Magnetic Stimulation (TMS). Our studies regarding the effects of cannabis on depression and anxiety are commonly cited in World Health Organization publications, and our reports on mental-health related aspects of medical marijuana and prescription opioids have served as a basis for national policy papers.

Publications

Braw Y, Sitman R, Cohen M, Berger U, **Lev-Ran S**, Segev A, Bloch Y, Levkovitz Y. Remission of positive symptoms according to the “remission in Schizophrenia Working Group” criteria: A longitudinal

study of cognitive functioning. *Eur Psychiatry*. 2013;28(5):282-7.

Lev-Ran S, Adler L, Nitzan U, Fennig S. Attitudes towards nicotine, alcohol and drug dependence among physicians in Israel. *J Subst Abuse Treat*. 2013;44(1):84-9.

Lev-Ran S, Le Strat Y, Imtiaz S, Rehm J, Le Foll B. Gender differences in prevalence of substance use disorders among individuals with lifetime exposure to substances: results from a large representative sample. *Am J Addict*. 2013;22(1):7-13.

Lev-Ran S, Imtiaz S, Rehm J, Le Foll B. Exploring the association between lifetime prevalence of mental illness and transition from substance use to substance use disorders: results from the National Epidemiologic Survey of Alcohol and Related Conditions (NESARC). *Am J Addict*. 2013;22(2):93-8.

Callaghan RC, Gatley JM, Veldhuizen S, **Lev-Ran S**, Mann R, Asbridge M. Alcohol-or drug-use disorders and motor vehicle accident mortality: A retrospective cohort study *Accid Anal Prev*. 2013;53:149-55.

Nitzan U, Feffer K, Bloch Y, Lichtenberg P, **Lev-Ran S**, Becker G, Wolfman S, Fennig S. Consenting not to be informed: a survey on the acceptability of placebo use in the treatment of depression. *J Nerv Ment Dis*. 2013;201(4):345-7.

Lev-Ran S, Roerecke M, Le Foll B, George TP, McKenzie K, Rehm J. The Association between cannabis use and depression: a systematic review and meta-analysis of longitudinal studies. *Psychol Med*. 2014;44(4):797-810.

Lev-Ran S, Le Foll B, McKenzie K, George TP, Rehm J. Cannabis use and cannabis use disorders among individuals with mental illness. *Compr Psychiatry*. 2013;54(6):589-98.

Nitzan U, Bukobza G, Aviram S, Fennig S, **Lev-Ran S**, Braw Y, Bloch Y. Rebelliousness in patients

suffering from schizophrenia-spectrum disorders-A possible predictor of attitudes towards medication. *Psychiatry Res.* 2013;209(3):297-301.

Lev-Ran S, Le Foll B, McKenzie K, George TP, Rehm J. Bipolar disorder and co-occurring cannabis use disorders: Characteristics, co-morbidities and clinical correlates. *Psychiatry Res.* 2013;209(3):459-65

Lev-Ran S, Florentin I, Feingold D, Rehm J. Individuals receiving specialized treatment for drug and alcohol dependence and gambling disorder in Israel--characteristics and implications for prevalence estimates. *Subst Abus.* 2014;35(3):268-75.

Lev-Ran S, Feingold D, Frenkel A, Lerner A. Clinical characteristics of individuals with schizophrenia and hallucinogen persisting perception disorder: a preliminary investigation. *J Dual Diagn.* 2014;10(2):79-83.

Feingold D, Weiser M, Rehm J, **Lev-Ran S**. The association between cannabis use and mood disorders: a longitudinal study. *J Affect Disord.* 2014 Oct13;172C:211-218.

Lev-Ran S, Nitzan U, Fennig S. Examining the ethical boundaries of harm reduction: from addictions to general psychiatry. *Isr J Psychiatry Relat Sci.* 2014;51(3):175-80.

Feingold D, Nitzan U, Ratzoni G, **Lev-Ran S**. Clinical correlates of alcohol abuse among adolescent psychiatric inpatients in Israel. *Isr J Psychiatry Relat Sci.* 2015;51(4):258-261.

Lev-Ran S, Feingold D, Rudinski, Katz S, Lerner A. Schizophrenia and Hallucinogen Persisting Perceptual Disorder: a clinical investigation. *American Journal on Addictions* 2015;24(3):197-9

Feingold D, Fox J, Rehm J, **Lev-Ran S**. Natural Outcome of Cannabis Use Disorder: a Three-Year Longitudinal Follow-Up. *Addiction*; 2015;110(12):1963-74

Aspis A, Feingold D, Weiser M, Rehm J, Shoval G, **Lev-Ran S**. Cannabis Use and Mental Health-Related Quality of Life among Individuals with Depressive Disorders. *Psychiatry Research.* 2015;230(2):341-9.

Feingold D, Weiser M, Rehm J, **Lev-Ran S**. The association between cannabis use and anxiety disorders: results from a population-based representative sample. *European Neuropsychopharmacology.* 2016;26(3):493-505.

Nitzan U, Beckerman T, Beker G, Fennig S, Lichtenberg P, **Lev-Ran S**, Walter G, Bloch Y

Expertise in treating depression: the effect of specialty and seniority on discussing and evaluating SSRI side effects. *Annals of General Psychiatry.* 2016;15:5.

Lev-Ran S, Shteinmetz Y, Weiser M. Attitudes towards substance use and substance use disorders among medical students in Israel. *Drugs: Education, Prevention and Policy.* 23;484-491.

Shalit N, Shlosberg D, Shoval G, Feingold D, **Lev-Ran S**. Sex differences in the bidirectional longitudinal association between cannabis use and suicidality. *Journal of Affective Disorders.* 2016;205:216-224.

Feingold, D, Goor-Aryeh, I, Brill, S, Delayahu Y, **Lev-Ran, S**. Addiction to prescription opioids and medicinal cannabis among patients suffering from chronic pain. *Pain Medicine.* 2016.

Kovatch M, Feingold D, Elkana O, **Lev-Ran S**. Evaluation and comparison of tools for assessing prescription opioid addiction among chronic pain patients. *International Journal of Methods in Psychiatric Research.* 2016.

Feingold D, Brill S, Goor-Aryeh I, Delayahu Y, **Lev-Ran S**. Misuse of prescription opioids among chronic pain patients suffering from anxiety: A cross-sectional analysis. *Gen Hosp Psychiatry.* 2017;47:36-42

Dahan S, Levi G, Behrbalk P, Bronstein I, Hirschmann S, **Lev-Ran S**. The Impact of 'Being There': Psychiatric Staff Attitudes on the Use of Restraint. *Psychiatr Q.* 2017;doi: 10.1007/s11126-017-9524-9.

Lev-Ran S, Feingold D, Goodman C, Lerner AG. Comparing triggers to visual disturbances among individuals with positive vs negative experiences of hallucinogen-persisting perception disorder (HPPD) following LSD use. *Am J Addict.* 2017;26(6):568-571

Feingold D, Brill S, Goor-Aryeh I, Delayahu Y, **Lev-Ran S**. Depression and anxiety among chronic pain patients receiving prescription opioids and medical marijuana. *J Affect Disord.* 2017;218:1-7

Feingold D, Rehm J, **Lev-Ran S**. Cannabis use and the course and outcome of major depressive disorder: A population based longitudinal study. *Psychiatry Res.* 2017;251:225-234

Feingold D, Goor-Aryeh I, Brill S, Delayahu Y, **Lev-Ran S**. Problematic Use of Prescription Opioids and Medicinal Cannabis Among Patients Suffering from Chronic Pain. *Pain Med.* 2017;18(2):294-306

Taub S, Feingold D, Rehm J, **Lev-Ran S**. Patterns of Cannabis Use and Clinical Correlates among Individuals with Major Depressive Disorder and Bipolar Disorder. *Compr Psychiatry.* 2018;80:89-96

Yom-Tov E, **Lev-Ran S.** Adverse reactions associated with cannabis consumption as evident from search engine queries. *JMIR Public Health Surveill.* 2017;3(4)

Feingold D, Goldberger N, Haklai Z, **Lev-Ran S.** Fatal Overdoses of Prescription Opioids in Israel 2005-2014. *Eur Addict Res.* 2017;23(6):276-283

Feingold D, **Lev-Ran S.** Primary Addictive Substances Used among Patients Treated in a Hospital-Based Addiction Medicine Service. *Isr J Psychiatry Relat Sci.* 2017;54(2):41-46

Grants

Israel Anti-Drug Authorities: Impact of heavy cannabis use on neurocognitive functions in schizophrenia patients

National Insurance Institute: The impact of addiction treatment setting on earning ability among individuals with drug or alcohol addiction

National Institute of Psychobiology in Israel: The effect of intra-nasal oxytocin on craving and withdrawal symptoms among individuals with cannabis dependence



Dr. Abigail Livny-Ezer, Ph.D.

Department of Diagnostic Imaging
Sheba Medical Center
Affiliated to Sackler Faculty of Medicine



Email:
abigail.livnyezer@gmail.com
URL:
[http:// www.imaging.sheba.co.il](http://www.imaging.sheba.co.il)

Functional Neuroimaging Laboratory

Positions

Head, Functional Neuroimaging Laboratory, Department of Diagnostic Imaging, Sheba Medical Center, affiliated to Sackler Faculty of Medicine

Researcher, Sagol Neuroscience Center, Sheba Medical Center.

Research

The Functional Neuroimaging Lab Studies brain pathologies, in particular the way the brain reorganizes due to brain injury (TBI). We use various tools including: advanced structural MRI and fMRI protocols using tailor-made fMRI tasks to examine the deficits after TBI. We apply also extensive neuropsychological batteries in order to investigate cognitive impairments. Furthermore, we examine symptoms and emotional status using validated questionnaires and scales. This data is integrated and analyzed to identify networks and patterns which will further our understanding of neuropathology and neuronal reorganization. Our research aims to improve the prediction of brain pathology's progression, to

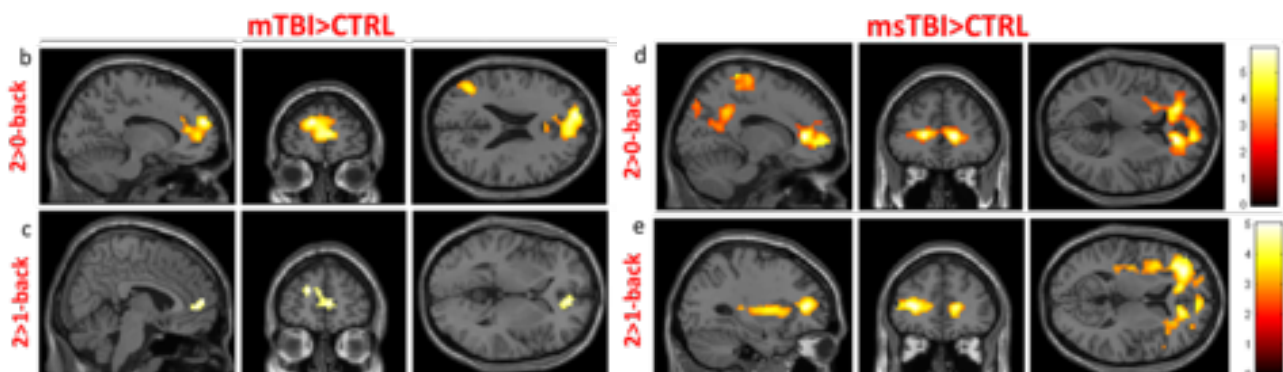
plan medical and rehabilitative interventions for the well-being of patients with brain diseases and head injuries.

Publications

Livny A., Biegon A., Kushnir T., Harnof S., Hoffman C., Fruchter E., Weiser M. Mild Traumatic Brain Injury Linked to Persistent Cognitive Deficits and Smaller Insular Volume. *Journal of Neurotrauma*. 2016.

Weinstein A., **Livny A.**, Weizman A. Brain imaging studies on the cognitive, pharmacological and neurobiological effects of cannabis in humans: Evidence from studies of adult users. *Current Pharmaceutical Design*. 2016.

Livny A., Ravona Springer R., Heymann T., Priess R. Kushnir T., Tsarfaty G., Rabinov L., Moran R., Hoffman H., Cooper I., Greenbaum L., Silverman J., Sano M., Johnson S., Bendlin B., Schnaider Beerli M. Long-term variability in glycemic control is associated with white matter hyperintensities in APOE4 genotype carriers with type 2 diabetes. *Diabetes Care*. 2016; 39(6): 1056-9.



The relation between severity of TBI and working-memory brain activation during an n-back task. Maximum intensity projections in three orthogonal views of the brain (from left to right: sagittal, coronal and axial) depict areas of significant activation ($p < 0.005$, $k > 100$) in a one-tailed-t statistic contrasting MR signal increases. The color scale shows t-values to the right. a, c: 2->0-back= high WM load; b,d: 2->1-back= WM load increase; CTRL= controls; mTBI= mild TBI; msTBI= moderate-severe TBI. mTBI patients further activated bilateral prefrontal and left parietal regions. msTBI patients revealed greater activation than controls in frontal, parietal and limbic regions.

Krasovsky, T., Landa, J., Bar, O., Ahonniska-Assa, J., **Livny, A.**, Tsarfaty, G., Silberg, T. Functional plasticity in the absence of structural change: Apraxia and body scheme disorder 10 years after childhood brain injury. *Journal of Child Neurology*. In press.

2015-2017

Neuromodulation of the pain inhibitory pathways: an fMRI and psychophysical study of the mechanism and treatment of central pain after spinal cord injury; Co-investigator; International Foundation for Research in Paraplegia.

Grants

2016-2017

Monitoring brain changes following a traumatic brain injury in structure and functioning through clinical testing, neuropsychological, anatomic and functional MRI and EEG analysis; Principal-Investigator; Magnetom Grant.



Dr. Nicola Maggio, M.D., Ph.D.

Department of Neurology and Neurosurgery
Sackler Faculty of Medicine



Nicola.maggio@sheba.health.gov.il

The Role of Neuroinflammation and Neurocoagulation in the Pathophysiology of Neurological Disorders

Positions

Senior Lecturer, Sackler Faculty of Medicine

Senior Neurologist and Neurophysiologist,
Department of Neurology, Chaim Sheba Medical
Center, Tel HaShomer

Research

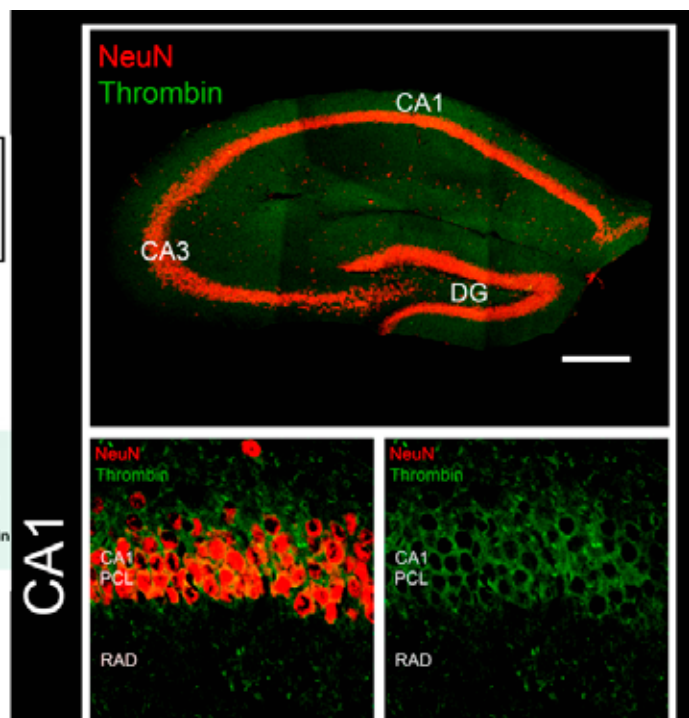
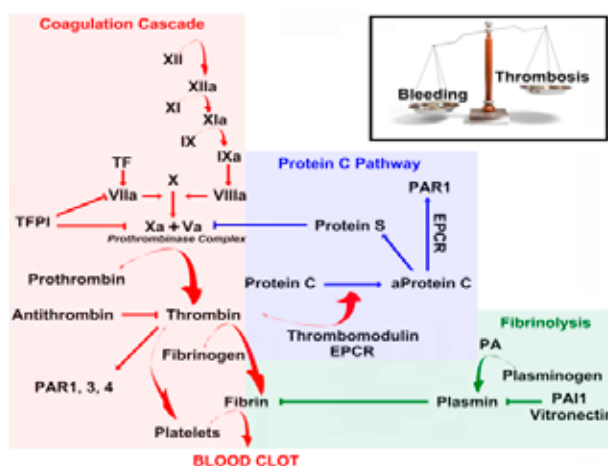
Our research focuses on the understanding of the role of coagulation factors, as well as their interaction with neuroinflammation in the physiology and pathophysiology of the nervous system. We have recently discovered that thrombin, the factor that ignites the coagulation cascade, is synthesized in the brain and has a fundamental role in regulating synaptic plasticity. However, we have also shown that high concentrations of thrombin (that reach the brain

upon haemorrhage) can cause seizures and epilepsy. Our research has contributed in designing novel compounds that are currently being tested in order to counteract the pathogenic actions of thrombin in the brain. We apply cutting-edge technologies including mouse genetic tools, behavioural analysis, electrophysiology and molecular and cellular biology.

Publications

Maggio N, Cavaliere C, Papa M, Blatt I, Chapman J, Segal M. (2013) Thrombin regulation of synaptic transmission: implications for seizure onset. *Neurobiol Dis.* 50:171-8.

Bushi D, Chapman J, Katzav A, Shavit-Stein E, Molshatzki N, **Maggio N**, Tanne D. (2013) Quantitative



The coagulation pathways play fundamental roles in the physiology and pathophysiology of the nervous system. Immunofluorescence analysis reveals the expression pattern of thrombin in the hippocampus.

detection of thrombin activity in an ischemic stroke model. *J Mol Neurosci.* 51(3):844-50.

Maggio N, Itsekson Z, Dominissini D, Blatt I, Amariglio N, Rechavi G, Tanne D, Chapman J. Thrombin regulation of synaptic plasticity: Implications for physiology and pathology. (2013) *Exp Neurol.* 247:595-604.

Maggio N, Shavit-Stein E, Dori A, Blatt I, Chapman J. (2013) Prolonged systemic inflammation persistently modifies synaptic plasticity in the hippocampus: modulation by the stress hormones. *Front Mol Neurosci.*; 6:46.

Itsekson Z*, **Maggio N***, Milman A, Shavit E, Pick CG, Chapman J. (2014) Reversal of Trauma-Induced Amnesia in Mice by a Thrombin Receptor Antagonist. *J Mol Neurosci.* 53:87-95. * equal contributors.

Winkelmann A, **Maggio N**, Eller J, Caliskan G, Semtner M, Häussler U, Jüttner R, Dugladze T, Smolinsky B, Kowalczyk S, Chronowska E, Schwarz G, Rathjen FG, Rechavi G, Haas CA, Kulik A, Gloveli T, Heinemann U, Meier JC. (2014) Changes in neural network homeostasis trigger neuropsychiatric symptoms. *J Clin Invest.*;124 (2):696-711.

Maggio N, Itsekson Z, Ikenberg B, Strehl A, Vlachos A, Blatt I, Tanne D, Chapman J. (2014) The anticoagulant Activated Protein C (aPC) promotes metaplasticity in the hippocampus through an EPCR-PAR1-S1P1 receptors dependent mechanism. *Hippocampus*; 24(8):1030-8.

Strehl A, Lenz M, Itsekson-Hayosh Z, Becker D, Chapman J, Deller T, **Maggio N***, Andreas Vlachos*. (2014) Systemic inflammation is associated with a reduction in synaptopodin expression in the mouse hippocampus. *Exp Neurol.* 261:230-5. * equal contributors and corresponding authors.

Becker D, Ikenberg B, Schiener S, **Maggio N**, Vlachos A. (2014) NMDA-receptor inhibition restores protease-activated receptor 1 mediated alterations in homeostatic synaptic plasticity of denervated mouse dentate granule cells. *Neuropharmacology.* 86:212-8.

Katzav A, Menachem A, **Maggio N**, Pollak L, Pick CG, Chapman J. (2014) IgG accumulates in inhibitory hippocampal neurons of experimental antiphospholipid syndrome. *J Autoimmun.* 55:86-93.

Cirillo G., Colangelo A.M., Berbenni M., Ippolito V.M., De Luca C., Verdesca F., Savarese L., Alberghina L., **Maggio N.**, Papa M. (2014) Purinergic modulation of spinal neuroglial maladaptive plasticity following peripheral nerve injury. *Molecular Neurobiology.* 52:1440-57.

Shavit-Stein E, Itsekson-Hayosh Z, Aronovich A, Reisner Y, Bushi D, Pick CG, Tanne D, Chapman J, Vlachos A, **Maggio N.** (2014) Thrombin induces ischemic LTP (iLTP): implications for synaptic plasticity in the acute phase of ischemic stroke. *Scientific Reports.* 5:7912.

Maggio N., Shavit-Stein E and Menahem Segal (2014) Ischemic LTP: NMDA-dependency and dorso/ventral distribution within the Hippocampus. *Hippocampus.*

Bushi D., Ben Shimon M., Shavit Stein E., Chapman J., **Maggio N.***, Tanne D.* (2015) Increased thrombin activity following reperfusion after ischemic stroke alters synaptic transmission in the hippocampus. *Journal of Neurochemistry,* 135(6):1140-8. *equal contributors and last authors.

Itsekson-Hayosh Z., Shavit-Stein E., Katzav A, Rubovitch V., **Maggio N**, Harnof S, Chapman J, Pick CG (2015) Minimal traumatic brain injury in mice – PAR-1 and thrombin related changes. *Journal of Neurotrauma,* 33(20):1848-1854.

Willems L.M., Zahn N., Hick M., Ferreirós N., Scholich K., **Maggio N.**, Deller T., Vlachos A. (2016) Sphingosine-1-phosphate receptor inhibition prevents denervation-induced dendritic atrophy. *Acta Neuropathologica Communications.* 4:28.

Givaty G, **Maggio N.**, Cohen OS, Blatt I and Chapman J (2016) Early pathology in sleep studies of patients with familial Creutzfeldt-Jakob Disease. *The Journal of Sleep Research,* (5):571-575.

Schuldt G., Galanis C., Strehl A., Schiener S., Hick M., Lenz M., Deller T., **Maggio N.**, Vlachos (2016) Inhibition of Protease-Activated Receptor 1 (PAR1) does not affect dendritic homeostasis of cultured mouse dentate granule cells. (2016) *Frontiers in Neuroanatomy*;10:64.

Israel S, **Maggio N.**, Ekstein D, Zaid H., Firer M, Bederovsky Y, Noyman I, Gendelman Marton R, Blatt I, Brautbar H, Marom E, Nahlieli Din D, Berman E, Sabag D, Ingber A, Eyal S. (2016) Genetic risk factors for antiepileptic drug-induced hypersensitivity reactions in Israeli population. *Epilepsia,* 57(10):e205-e209.

Golderman V., Shavit-Stein E., Tamarin I., Rossmann Y., Shrot S., Rosenberg N., **Maggio N.***, Chapman J., Eisenkraft A.* (2016) The organophosphate paraoxon and its antidote obidoxime inhibit thrombin activity and affect coagulation *in vitro*. *PlosOne,* 2016 Sep 30;11(9):e0163787. doi: 10.1371/journal.pone.0163787. *Equal contributors and last authors.

Gera O., Shavit-Stein E., Bushi D., Harnof S., Weiss R., Golderman V., Dori A., **Maggio N.**, Ben

Shimon M., Finegold K., Chapman J. (2016) Novel Expression and Localization of Protein C Pathway Components in the Peripheral Nervous System. *Neuroscience*;339:587-598. d

Lenz M., Ben Shimon M., Vlachos A.* and **Maggio N.*** (2016) Pilocarpine- induced status epilepticus is associated with changes in the actin-modulating protein synaptopodin and alterations in long term potentiation in the mouse hippocampus. *Neural Plasticity*, accepted, in press. *Equal contributors and last authors.

Maggio N., Firer M., Zaid H., Bederovsky Y., Aboukaoud M., Gandelman-Marton R., Noyman I., Ekstein D., Blatt I., Marom E., Schwartzberg E., Israel S., Brautbar C., Ingber A., Eyal S. (2016) Causative drugs of Stevens Johnson syndrome and toxic epidermal necrolysis in Israel. *Journal of Clinical Pharmacology*, in press.

Grants

2016 – 2018 German Israeli Foundation (GIF), Role of Thrombin and Protease-Activated Receptor (PAR-1) in hyperexcitable neuronal networks: from seizures to maladaptive plasticity

2016-2018 Israeli Ministry of Economy – The Office of Chief Scientist – Kamin Grant Program, Development of novel peptides for the therapy of neuroinflammation



Prof. Shimon Rochkind, MD., Ph.D.

Research Center for Nerve Reconstruction
(RCNR)

Division of Peripheral Nerve Reconstruction
Department of Neurosurgery
Tel Aviv Sourasky Medical Center



shimonr@tlvmc.gov.il
<http://www.tasmc.org.il/sites/en/research/tech-transfer/nerve-reconstruction>

Investigating Reconstruction of Peripheral and Central Nervous Systems Following Injury

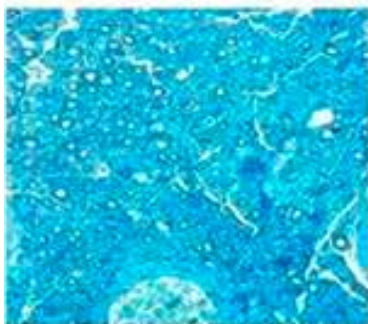
Positions

Associate Professor, Sackler Faculty of Medicine
Director, Division of Peripheral Nerve Reconstruction,
Tel Aviv Sourasky Medical Center

Research

The research group is involved in projects targeting improvement in nerve reconstruction and rehabilitation from several aspects, aiming at the creation of innovative treatments to both peripheral nerve (PN) and spinal cord (SC) injuries. RCNR major projects include:

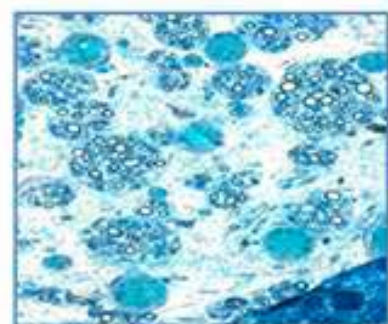
Creation of artificial nerve for nerve reconstruction using the innovative Guiding Regenerative Gel (GRG) to improve and accelerate regeneration of peripheral nerve injury (PNI) with massive defect. The GRG is a special milieu that was developed in collaboration with Prof. Zvi Nevo from Tel-Aviv University, Israel. The unique composition of GRG has recently been shown to be as efficient as autologous nerve graft, promoting axonal growth and sprouting without dependence on the addition of any external growth factors. In a short-term *in vivo* study it was shown that GRG loaded into a conduit promoted axonal sprouting of nerve cells and enabled the regeneration of a 15mm long nerve gap in rats,



Autologous nerve graft
Axonal regeneration



Empty tube
No axons, connective scar tissue



Tube + GRG
Massive growth of regenerative axons into the tube

Autologous nerve graft



Limited movement

Empty Tube



Limited movement

Tube filled with GRG



Regained movement

which is not possible when bridging with an empty conduit (regeneration of up to 7mm). Therefore, the GRG allows a simpler procedure with less side effects, since its implantation does not involve other nerve origin, sensation loss or cosmetic defect as the "gold standard" treatment, therefore, GRG can provide a promising simple of the shelf solution for clinical use for complete PNI.

Based upon our encouraging results with the GRG, which shed light on the utilization of this innovative composite implant to bridge a gap, we postulate to improve this approach and attempt reconstruction of experimental complete SCI. Since astroglial scarring is one of the main obstacles for axonal growth and therefore spinal cord recovery, we have developed an Antigliotic Guiding Regenerative Gel (AGRG) which contains Guiding Regenerative Gel (GRG), and was proven to promote axonal sprouting and survival as well as antigliotic agents, which presented *in vitro* highly significant antigliotic activity, while reducing the amount of GAGs by more than 84%, thus inhibiting scar growth barrier formation in the site of injury.

The effect of laser phototherapy (low power laser irradiation) was explored on neuronal cells and peripheral nerve. In nerve cell cultures, laser irradiation significantly accelerated axonal sprouting (Rochkind et al., Lasers Surg Med, 2009). Animal studies in a model of incomplete peripheral nerve injury showed that laser phototherapy has an immediate protective effect, maintains functional activity of the injured nerve, decreases scar tissue formation at the injury site, decreases degeneration in corresponding motor neurons of the spinal cord and significantly increases axonal growth and myelination. In a model of complete peripheral nerve injury with segmental loss, the laser-treated group showed more intensive axonal growth and morphological reconnection compared with the control group (Rochkind. Neurosurgical Focus, 2009). Recently, we found that in early stages of muscle atrophy, laser phototherapy may preserve the denervated muscle by maintaining creatine kinase activity and the amount of acetylcholine receptors. (Rochkind and Shainberg, Photomed Laser Surg, 2013). The current projects are intended to test and validate the beneficial effect of laser phototherapy on severely injured PN with a view to move forward to clinical study.

Publications

Rochkind S, Shainberg A. Muscle Response to Complete Peripheral Nerve Injury: Changes of

Acetylcholine Receptor and Creatine Kinase Activity over Time. Journal of Reconstructive Microsurgery; doi: 10.1055/s-0037-1598619; 2017.

Mandelbaum-Livnat M.M, Almog M, Nissan M, Loeb E, **Rochkind S**. Photobiomodulation in Peripheral Nerve Injury with Aspect to Muscle Response. Photomedicine and Laser Surgery; 34(12):638-645; 2016.

Meyer C, Wrobel S, Raimondo S, **Rochkind S**, Heimann C, Shahar A, Ziv-Polat O, Geuna S, Grothe C, Haastert-Talini K. Peripheral Nerve Regeneration Through Hydrogel-Enriched Chitosan Conduits Containing Engineered Schwann Cells for Drug Delivery. Cell Transplantation; 25(1):159-82; 2016.

Regev GJ, Drexler M, Sever R, Dwyer T, Khashan M, Lidar Z, Salame K, **Rochkind S**. Neurolysis for the treatment of sciatic nerve palsy associated with total hip arthroplasty. The Bone & Joint Journal; 97-B(10):1345-9; 2015.

Shapira Y, Tolmasov M, Nissan M, Reider E, Koren A, Biron T, Bitan Y, Livnat M, Ronchi G, Geuna S, **Rochkind S**. Comparison of results between chitosan hollow tube and autologous nerve graft in reconstruction of peripheral nerve defect: An experimental study. Microsurgery; 36(8):664-671; 2015.

Rochkind S, Nevo Z. Recovery of peripheral nerve with massive loss defect by tissue engineered guiding regenerative gel. BioMedical Research International; 2014:327578; 2014.

Rochkind S, Strauss I, Shlitner Z, Graif M. Clinical Aspects of Ballistic Peripheral Nerve Injury: Shrapnel versus Gunshot. Acta Neurochirurgica; 156(8):1567-75; 2014.

Rochkind S, Shainberg A. Protective Effect of Laser Phototherapy on Acetylcholine Receptors and Creatine Kinase Activity in Denervated Muscle. Photomedicine and Laser Surgery; 31(10):499-504; 2013.

Rochkind S, Geuna S, Shainberg A. Phototherapy and Nerve Injury: Focus on Muscle Response. International Review of Neurobiology; 109:99-109; 2013.

Grants

2017-2018 The Colton Family Next Generation Technological Institute and The Miles Nadal institute for Technological Entrepreneurship, Advanced Reviving Matrix – Anti-Gliotic

	Guiding Regenerative Gel (AGRG) for Reconstruction of Severely Injured Spinal Cord.		following Peripheral Nerve Injury with Massive Nerve Loss.
2017-2019	German Israeli Foundation, Development of GRG advanced chitosan nerve guides – NerveMatrix.	2016-2017	Israeli Ministry of Defense, Improvement and acceleration of muscle and nerve recovery after peripheral nerve injury.
2017-2018	Israeli Ministry of Defense, On-site treatment of crushed muscle due to prolonged pressure, aimed at decreasing damage extent and rapid regaining of physical competence.	2015-2018	Moxie Foundation, Treatment of Complete Spinal Cord Injury using Innovative Composite Implant containing Guiding Regenerative Gel (GRG).
2016-2017	Dr. Herman Schauder Memorial Endowment Fund, the Sackler Faculty of Medicine, Tel Aviv University; Innovative Guiding Regenerative Gel (GRG) for Functional Recovery		



Dr. Ariel Tankus, Ph.D.

Department of Neurology and Neurosurgery
Sackler Faculty of Medicine



arielta@post.tau.ac.il
URL: <http://www.sagol.tau.ac.il/en/people/ariel-tankus/>

The Neuronal Encoding of Human Speech

Positions

Senior Lecturer, Sackler Faculty of Medicine and Sagol School of Neuroscience

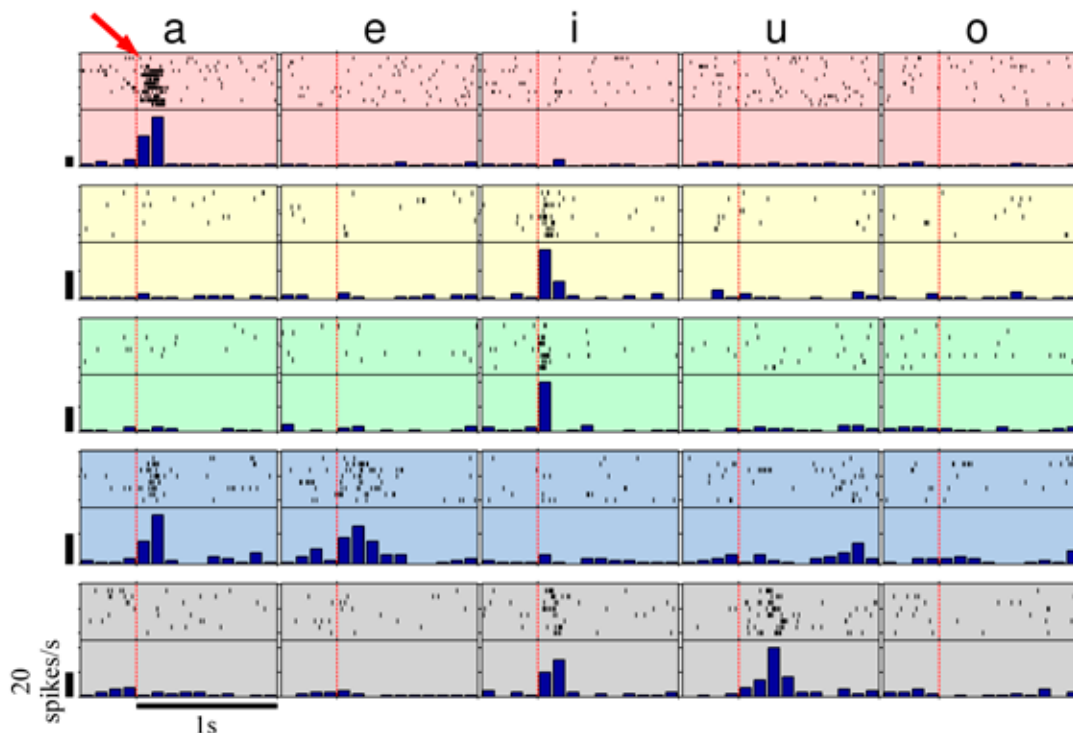
Senior Researcher and Neurophysiologist, Functional Neurosurgery Unit, Tel Aviv Sourasky Medical Center ("Ichilov")

Research

We study the neuronal representation of speech production, perception and imagery in the human brain. We explore the acoustic, phonetic and phonological levels, and the deterioration in speech due to neurological disorders, for example in Parkinson's disease. Our main focus is the encoding

of speech features by single neurons (for example, see Figure 1). We also aim to develop brain-machine interfaces for restoring speech faculties in completely paralyzed persons by decoding their neuronal activity (i.e., inferring speech contents solely from spiking activity).

We take advantage of a unique clinical "opportunity" to work with neurosurgical patients undergoing implantation of electrodes for clinical reasons. Experiments are conducted intra-operatively with awake patients with movement disorders or in the ward, with epilepsy patients. Understanding the neuronal representation of human speech is essential for understanding the underlying mechanisms of speech disorders, for the development of new



Medial-frontal units that we have discovered, with high specificity to vowels. Raster plots and peri-stimulus time histograms of five units (rows) during the articulation of the five vowels a, e, i, u and o (columns). The response of each unit is specific to one or two vowels only. Red vertical dashed lines indicate speech onset. All vertical scale bars correspond to firing rates of 20 spikes/s (from: Tankus *et al.*, Nature Communications, 2012).

therapeutic procedures, and for restoration of the ability to speak. The research thus bears enormous potential to greatly improve the quality of life of millions of people around the globe.

Publications

R. Mecca, **A. Tankus**, A. Wetzler, and A.M. Bruckstein: A direct differential approach to photometric stereo with perspective viewing. *SIAM Journal on Imaging Sciences*, 7(2):579–612, 2014.

O. Perez, R. Mukamel, **A. Tankus**, Y. Yeshurun and I. Fried: Preconscious prediction of a driver's decision using intracranial recordings. *Journal of Cognitive Neuroscience*, 27(8):1492–1502, 2015.

T. Iluz, A. Weiss, E. Gazit, **A. Tankus**, M. Brozgol, M. Dorfman, A. Mirelman, N. Giladi, J.M. Hausdorff: Can a body-fixed sensor reduce Heisenberg's uncertainty when it comes to the evaluation of mobility? Effects of aging and fall risk on transitions in daily living. *Journals of Gerontology: Medical Sciences*, 1–9, 2015.

A. Tankus, I. Strauss, T. Gurevich, A. Mirelman, N. Giladi, I. Fried, J. M. Hausdorff. Subthalamic neurons encode both single- and multi-limb movements in Parkinson's disease patients. *Scientific Reports*, 7(42467), 2017.

A. Tankus, I. Fried. Degradation of neuronal encoding of speech in the subthalamic nucleus in Parkinson's disease. *Neurosurgery*, 2018.

A. Tankus, A. Mirelman, N. Giladi, I. Fried, J. M. Hausdorff. Pace of movement: the role of single neurons in the subthalamic nucleus. *Journal of Neurosurgery*, 2018.

Chapter

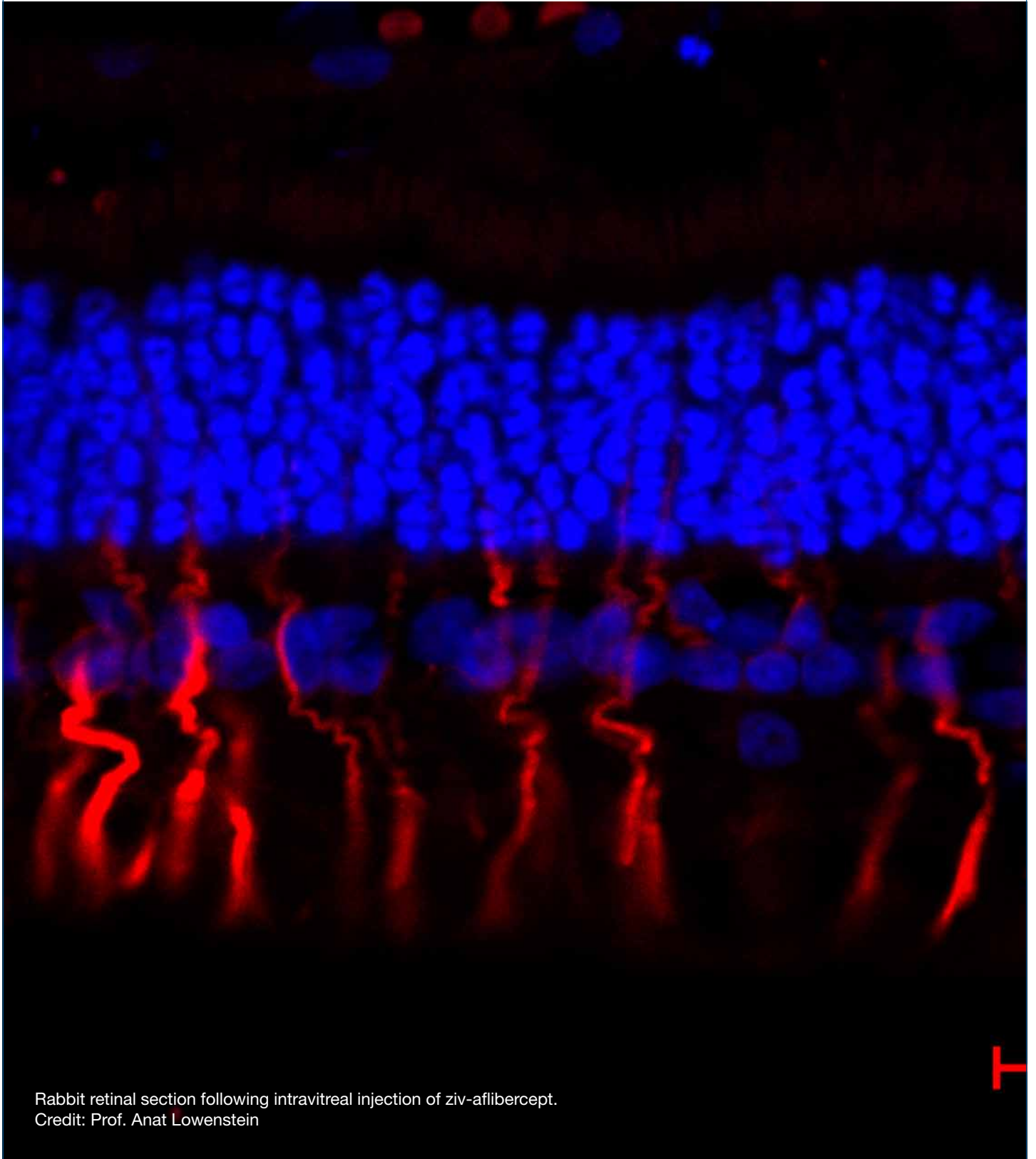
A. Tankus and J.M. Hausdorff. Deep brain stimulation in Parkinson's disease: effects on gait and postural control. In F.A. Barbieri and R. Vitória, editors, *Locomotion and Posture in Older Adults – The Role of Aging and Movement Disorders*, Springer, Chapter 25, pages 385–396, 2017.

Grants

2015 – 2017 Speech Representation at the Single Neuron Level in the Subthalamic Nucleus of Parkinson's Disease Patients, W. Schreiber Research Fund.

2016 – 2017 Phonetic and Phonological Representations by Single Neurons in the Human Subthalamic Nucleus and Their Impairment by Parkinson's Disease, The National Institute for Psychobiology in Israel.

Ophthalmology



Rabbit retinal section following intravitreal injection of ziv-aflibercept.
Credit: Prof. Anat Lowenstein

Prof. Adiel Barak, M.D.

Vitro-Retinal Surgery Unit, Tel Aviv Medical Center



Email: adielbarak@gmail.com

Dr. Aya Barzelay, M.D., Ph.D.

Department of Ophthalmology, Tel Aviv Medical Center



Aya.barzelay@gmail.com

Positions, Prof. Adiel Barak

Head, Vitro-Retinal Surgery Unit, Tel Aviv Medical Center

Head, Research team

Department of Ophthalmology

Stem Cells Laboratory of Ophthalmology

- Study the paracrine activity of ASCs in the hypoxic environment. Designated for retinal transplantations of activated ASCs.

- Evaluate the therapeutic potential of stem cells transplantations to retina in animal model of Retinal degeneration

Team

Prof. Adiel Barak, M.D.

Dr. Aya Barzelay, M.D., Ph.D.

Dr. Anat Nitzan, Ph.D.

Ms. Shira Wheisthal, M.Sc.

Mr. Moshe Ben Hemo, M.Sc.

Positions, Dr. Aya Barzelay, M.D., Ph.D.

Head, Research team

Department of Ophthalmology

Stem Cells Laboratory of Ophthalmology

Research

Development of novel stem cells therapy for retinal degeneration diseases using mesenchymal stem cells that are isolated from subcutaneous fat of patients. Development of minimally invasive methods to isolate stem cells from the patient. Growing stem cells at the laboratory and studying their ability to develop into retinal cells. Developing methods to transplant stem cells into mice retinas in mice models of retinal degeneration.

Main research topics

-To isolate and characterize human adipose tissue derived mesenchymal stem cells from patients.

-developing minimally invasive methods for isolation and transplantation of stem cells to the patient

- Induce differentiation of ASCs into retinal cells. Designated for retinal transplantations of differentiated ASCs.

Publications

Barzelay A, Levy R, Kohn E, Sella M, Shani N, Meilik B, Entin-Meer M, Gur E, Loewenstein A, **Barak A**. Power-assisted liposuction versus tissue resection for the isolation of adipose tissue-derived mesenchymal stem cells: phenotype, senescence, and multipotency at advanced passages. *Aesthet Surg J*. 2015;35(7):NP230-40.

Golan S, Entin-Meer M, Semo Y, Maysel-Auslender S, Mezaad-Koursh D, Keren G, Loewenstein A, Barak A. Gene profiling of human VEGF signaling pathways in human endothelial and retinal pigment epithelial cells after anti VEGF treatment. *BMC Res Notes*. 2014;7:617.

Golan S, Levi R, Entin-Meer M, **Barak A**. The Effects of vital dyes on retinal pigment epithelium cells in oxidative stress. *Ophthalmic Res*. 2014;52(3):147-150

Grants

Moxie Foundation

IDF Grant

TASMC Fund for Clinician Researchers

Research Funds Grant. Sackler Faculty of Medicine,
Tel Aviv University



Prof. Anat Loewenstein, M.D.

Tel Aviv Sourasky Medical Center
Department of Ophthalmology
Sackler Faculty of Medicine



 anatl@tlvmc.gov.il

Investigating Age-Related Macular Edema and Diabetic Retinopathy

Positions

Professor of Ophthalmology, Sackler Faculty of Medicine

Assistant Dean, Sackler Faculty of Medicine

Head, Department of Ophthalmology

Incumbent, Sydney A. Fox Chair in Ophthalmology

Editorial board member: *Retina*, *European Journal of Ophthalmology*, *Ophthalmologica*, *Graefes for Archives and Research in Ophthalmology*

Associate editor, *International Journal of Retina and Vitreous*

Editor in Chief, *Case Reports in Ophthalmology*

Chairperson, National Ethics Review Board Committee, State of Israel Ministry of Health

Board member, Israeli Council of Surgery and Anesthesia

Chair, Academia Ophthalmologica Internationalis

General Secretary of the Board, Euretina Society

International Committee Member, Macula Society

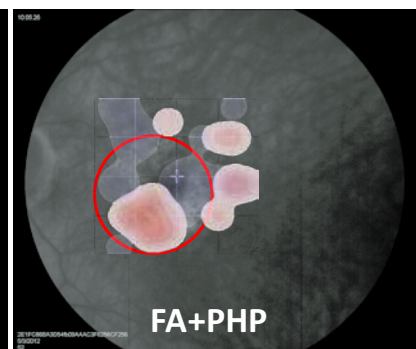
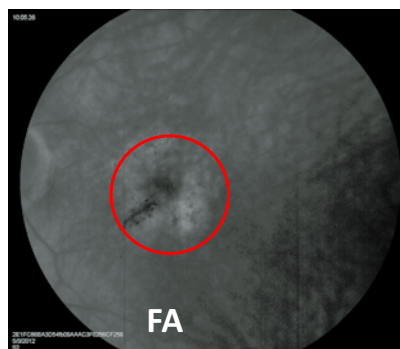
Research

Prof. Loewenstein's main research area is early detection of macular degeneration, including development of novel technology, which is approved and used now in the USA, as well as development of automated techniques for interpretation of ophthalmic imaging. She has vast interest in toxicity to the retina of drugs. In addition, she is developing devices for slow release devices for drug administration in the retina. One of the latest toxicity studies was that of the toxicity of ziv aflibercept, a drug that can be potentially used for the treatment of ascular retinal disease was evaluated and shown to have local toxicity. This is one example of a toxicity study with significant clinical correlation.

Publications

Moisseiev E, **Loewenstein A**, Moshiri A, Yiu G. The management of retinal detachment: Techniques and perspectives. *J Ophthalmol*. 2017;2017:5807653.

Al-Khersan H, Hariprasad SM, Chhablani J; Dex Implant Study Group. Early response to intravitreal dexamethasone implant therapy in diabetic macular



Retinal imaging (Optical coherence tomography- OCT and Fluorescein angiography- FA) of a very early neovascular macular degeneration lesion detected by the preferential hyperacuity perimetry technology developed for early detection of macular degeneration.

- edema may predict visual outcome. *Am J Ophthalmol.* 2017;184:121-128.
- Zur D, Igllicki M, Busch C, Invernizzi A, Mariussi M, **Loewenstein A**; International Retina Group. Optical coherence tomography biomarkers as functional outcome predictors in diabetic macular edema treated with dexamethasone implant. *Ophthalmology.* 2017 Sep 19. pii: S0161-6420(17)32014-6.
- Schwartz R, Rozenberg A, **Loewenstein A**, Goldstein M. The relation of somatotypes and stress response to central serous chorioretinopathy. *Graefes Arch Clin Exp Ophthalmol.* 2017;255(12):2307-2315.
- Zayit-Soudry S, Vainer I, Zemel E, Mimouni M, Rabena M, Pieramici DJ, Perlman I, **Loewenstein A**. Infliximab exerts a dose-dependent effect on retinal safety in the albino rabbit. *Doc Ophthalmol.* 2017;135(3):175-185.
- Edri I, Goldenberg M, Lisnyansky M, Strulovich R, Newman H, **Loewenstein A**, Khananshvili D, Giladi M, Haitin Y. Overexpression and purification of human cis-prenyltransferase in *Escherichia coli*. *J Vis Exp.* 2017;(126).
- Hobot-Wilner Z, Mazza O, Shahar J, Massarweh A, Mann I, **Loewenstein A**, Perlman I. Safety of intravitreal clindamycin in albino rabbit eyes. *Doc Ophthalmol.* 2017;135(2):133-146.
- Schwartz R, Hobot-Wilner Z, Martinez MR, Nutman A, Goldenberg D, Cohen S, Shulman S, Guzman-Gur H, **Loewenstein A**, Goldstein M. Eplerenone for chronic central serous chorioretinopathy—a randomized controlled prospective study. *Acta Ophthalmol.* 2017;95(7):e610-e618.
- Schwartz R, Goldstein M, **Loewenstein A**, Barak A. [Presentation of Ocular Problems Among Displaced Persons from Sudan and Eritrea at the Tel Aviv Medical Center]. *Harefuah.* 2017;156(1):19-21. Hebrew.
- Lanzetta P, **Loewenstein A**; Vision Academy Steering Committee. Fundamental principles of an anti-VEGF treatment regimen: optimal application of intravitreal anti-vascular endothelial growth factor therapy of macular diseases. *Graefes Arch Clin Exp Ophthalmol.* 2017;255(7):1259-1273.
- Moisseiev E, **Loewenstein A**. Diabetic macular edema: Emerging strategies and treatment algorithms. *Dev Ophthalmol.* 2017;60:165-174.
- Schmidt-Erfurth U, Garcia-Arumi J, Bandello F, Berg K, Chakravarthy U, Gerendas BS, Jonas J, Larsen M, Tadayoni R, **Loewenstein A**. Guidelines for the management of diabetic macular edema by the European Society of Retina Specialists (EURETINA). *Ophthalmologica.* 2017;237(4):185-222.
- Fleissig E, Barak A, Goldstein M, **Loewenstein A**, Schwartz S. Massive subretinal and subretinal pigment epithelial hemorrhage displacement with perfluorocarbon liquid using a two-step vitrectomy technique. *Graefes Arch Clin Exp Ophthalmol.* 2017;255(7):1341-1347.
- Giladi M, Edri I, Goldenberg M, Newman H, Strulovich R, Khananshvili D, Haitin Y, **Loewenstein A**. Purification and characterization of human dehydrodolichyl diphosphate synthase (DHDDS) overexpressed in *E. coli*. *Protein Expr Purif.* 2017;132:138-142.
- Wolf S, Bandello F, **Loewenstein A**, Slakter J, Katz T, Sowade O, Korobelnik. Baseline Characteristics of the Fellow Eye in Patients with Neovascular Age-Related Macular Degeneration: Post Hoc Analysis of the VIEW Studies. *Ophthalmologica.* 2016; Jul 23. [Epub ahead of print]
- Chakravarthy U, Goldenberg D, Young G, Havelio M, Rafaeli O, Benyamini G, **Loewenstein A**. Automated Identification of Lesion Activity in Neovascular Age-Related Macular Degeneration. *Ophthalmology.* 2016;S0161-6420(16)30098-7.
- de Carlo TE, Rosenblatt A, Goldstein M, Bauman CR, **Loewenstein A**, Duker JS. Vascularization of Irregular Retinal Pigment Epithelial Detachments in Chronic Serous Chorioretinopathy Evaluated with OCT Angiography. *Ophthalmic Surg Laser Imaging Retina.* 2016;47(2):128-33.
- Moisseiev E, **Loewenstein A**, Yiu G. The suprachoroidal space: from potential space to a space with potential. *Clin Ophthalmol.* 2016;10:173-8.
- Augustin AJ, Kupperman BD, Lanzetta P, **Loewenstein A**, Li X-Y, Cui H. Dexamethasone intravitreal implant in previously treated patients with diabetic macular edema: subgroup analysis of the MEAD study. *BMC Ophthalmol.* 2015;15(1):150.
- Moisseiev E, Katz G, Moisseiev J, **Loewenstein A**, Goldstein M, Lomnicki Y, Abend Y, Treister G, Goldenberg D, Levkovitch-Verbin H. Switching treatment for neovascular age-related macular degeneration from bevacizumab to ranibizumab: who is likely to benefit from the switch? *Retina.* 2015;35(7):1323-30.
- Dugel PU, Bandello F, **Loewenstein A**. Dexamethasone intravitreal implant in the treatment of diabetic macular. *Clin Ophthalmol.* 2015;9:1321-35
- Adler G, Shahar J, Kesner R, Rosenfeld E, Fischer N, **Loewenstein A**, Kurtz S. Effect of Pupil Size on

- Biometry Measurements Using the IOLMaster. *Am J Ophthalmol.* 2015;159(5):940-4.
- Moisseiev E, **Loewenstein A**. Simulation of Laser Retinopexy around Retinal Breaks for Ophthalmologists in Training. *Ophthalmologica.* 2015;233(1):51-5.
- Golan S, Entin-Meer M, Semo Y, Maysel-Auslender S, Mezaad-Koursh D, Keren G, **Loewenstein A**, Barak A. Gene profiling of human VEGF signaling pathways in human endothelial and retinal pigment epithelial cells after anti VEGF treatment. *BMC Res Notes.* 2014;7:617.
- Frenkel T, Moisseiev E, Neudorfer M, **Loewenstein A**, Barak A. Comparison of retinal detachment surgery outcome among patients undergoing pars plana vitrectomy with and without relaxing retinotomy. *Graefes Arch Clin Exp Ophthalmol.* 2015;253(6):855-64.
- Kuppermann BD, Haller JA, Bandello F, **Loewenstein A**, Jiao J, Li XY, Whitcup SM. Onset and duration of visual acuity improvement after dexamethasone intravitreal implant in eyes with macular edema due to retinal vein occlusion. *Retina.* 2014;34(9):1743-9.
- Habot-Wilner Z, Sorkin N, Goldenberg D, **Loewenstein A**, Goldstein M. Long-term outcome of an intravitreal dexamethasone implant for the treatment of noninfectious uveitic macular edema. *Ophthalmologica.* 2014;232(2):77-82.
- Sorkin N, **Loewenstein A**, Habot-Wilner Z, Goldstein M. Intravitreal dexamethasone implant in patients with persistent macular edema of variable etiologies. *Ophthalmologica.* 2014;232(2):83-91.
- Moisseiev E, Regenbogen M, Rabinovitch T, Barak A, **Loewenstein A**, Goldstein M. Evaluation of Pain During Intravitreal Ozurdex Injections Versus Intravitreal Bevacizumab Injections. *Eye* 2014;28(8):83-91.
- Soiberman U, Goldstein M, Pianka P, **Loewenstein A**, Goldenberg D. Preservation of the Photoreceptor Layer Following Subthreshold Laser Treatment for Diabetic Macular Edema as Demonstrated by SD-OCT. *Invest Ophthalmol Vis Sci.* 2014;55(5):3054-9.
- Bar-Sela S, Fleissig E, Yatziv Y, Varssano D, Regenbogen M, **Loewenstein A**, Goldstein M. Long-term outcomes of triamcinolone acetonide-assisted anterior vitrectomy during complicated cataract surgery with vitreous loss. *J Cataract Refract Surg.* 2014;40:722-727.
- Waisbourd M, Shemesh G, Kurtz S, Rachmiel R, Moisseiev E, Zayit-Soudri S, **Loewenstein A**, Barequet I. Topical Bevacizumab for Neovascular Glaucoma: A Pilot Study. *Pharmacology.* 2014;93(3-4):108-112.
- Golan S, **Loewenstein A**. Surgical Treatment for Macular Edema. *Semin Ophthalmol.* 2014;29(4):242-256.
- Bandello F, Casalino G, **Loewenstein A**, Goldstein M, Pelayes D, Battaglia Parodi M. Pharmacological approach to diabetic macular edema. *Ophthalmic Res.* 2014;51(2):88-95.
- Dotan G, Goldenberg D, Kesler A, Naftaliev E, **Loewenstein A**, Goldstein M. The use of spectral-domain optical coherence tomography for differentiating long-standing central retinal artery occlusion and nonarteritic anterior ischemic optic neuropathy. *Ophthalmic Surg Lasers Imaging Retina.* 2014;45(1):38-44.
- Soiberman U, Levy R, Schwartz S, Goldstein M, **Loewenstein A**, Barak A. Serum ischemia modified albumin and vascular endothelial growth factor levels following intravitreal bevacizumab injections. *Eur J Ophthalmol.* 2014;24(4):570-575

Reviews

- Nemet A, Moshiri A, Yiu G, **Loewenstein A**, Moisseiev E. A review of innovations in rhegmatogenous retinal detachment surgical techniques. *J Ophthalmol.* 2017;2017:4310643.
- Moisseiev E, **Loewenstein A**. Drug delivery to the posterior segment of the eye. *Dev Ophthalmol.* 2017;58:87-101.
- Bandello F, Battaglia Parodi M, Lanzetta P, **Loewenstein A**, Massin P, Menchini F, Veritti D. Diabetic macular edema. *Dev Ophthalmol.* 2017;58:102-138.
- Zur D, **Loewenstein A**. Postsurgical cystoid macular edema. *Dev Ophthalmol.* 2017;58:178-190. 2017;58(1):15-17.



Dr. Ygal Rotenstreich, M.D.

Goldschleger Eye Institute
Sheba Medical Center
Sackler Faculty of Medicine



ygal.rotenstreich@sheba.health.gov.il



Dr. Ifat Sher, Ph.D.

Lab Manager & Senior Researcher



ifatsher@gmail.com

Neurodegeneration in the Eye

Positions

Director, Electrophysiology Unit and Retinal Research Laboratory, Goldschleger Eye Institute, Sheba Medical Center, Tel Hashomer

Senior Lecturer, Sackler Faculty of Medicine, Tel Aviv University

Member, Sagol School of Neuroscience, Tel Aviv University

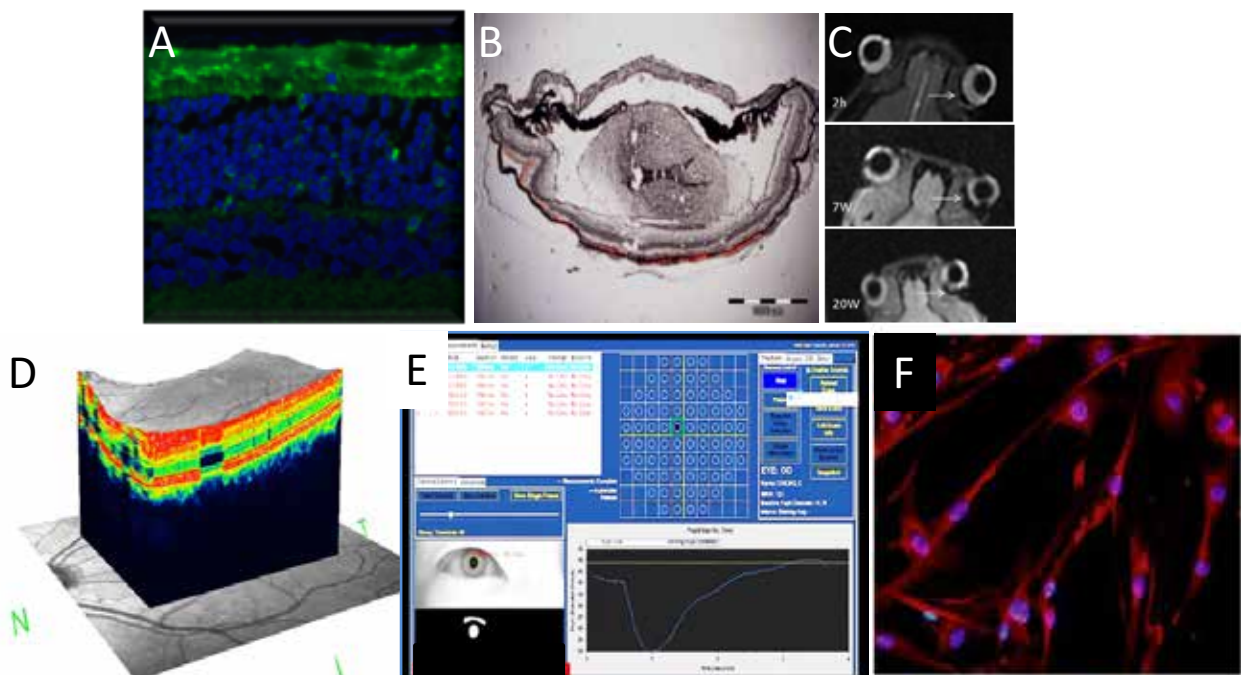
Chair, Association for Research in Vision & Ophthalmology (ARVO) Ethics and Regulations in Human Research Committee

Founder and Medical Director, Epitech-Mag Inc. Israel

Founder and Medical Director, EVERADS Inc. Israel

Medical Advisor, Accutome, Halma Inc. USA

Member, Sheba Medical Center Patent Committee



Immunofluorescence analysis (A), histopathology analysis (B) and MRI (C) for monitoring stem cell therapeutic effects in animal models. Multicolor OCT imaging (D) and chromatic multifocal pupilloperimetry (E) for objective structure & function clinical assessment. Nanotherapy for stem cell modulation (F).

Research

We lead basic science, translational medicine and clinical studies in an attempt to solve the unmet needs in neurodegenerative diseases in the eye and brain. The research focuses on clinical trials, basic science and translational medicine aimed at development of novel treatments and diagnostic tools for retinal degeneration and brain pathologies (such as Alzheimer disease and increased intracranial pressure) using a multidisciplinary approach in an attempt to discover treatments and develop drug delivery and diagnostic platforms for studying these leading incurable diseases.

Current research projects include:

- Development of novel treatments for neuroretinal degeneration
- Development of innovative diagnostic tools for macular, retinal degeneration and optic nerve diseases
- The eye as a window to the brain – using retinal structure and function measurements as novel early and objective biomarkers for brain neurodegeneration diseases (e.g. Alzheimer's disease and multiple sclerosis), brain injuries and brain tumors.

Publications

Skaat A, Sher I, Kolker A, Elyasiv S, Rosenfeld E, Mhajna M, Melamed S, Belkin M, **Rotenstreich Y**. Pupillometer-based objective chromatic perimetry in normal eyes and patients with retinal photoreceptor dystrophies. *Invest Ophthalmol Vis Sci*. 2013;54(4):2761-70.

Rotenstreich Y, Belkin M, Sadetzki S, Chetrit A, Ferman-Attar G, Sher I, Harari A, Shaish A, Harats D. Treatment with 9- cis β -Carotene-Rich powder in patients with retinitis pigmentosa: A randomized crossover trial. *JAMA Ophthalmol*. 2013:1311-8.

Goldenberg-Cohen N, Banin E, Zalstein Y, Cohen B, **Rotenstreich Y**, Rizel L, Basel-Vanagaite L, Ben-Yosef T. Genetic heterogeneity and consanguinity lead to a "double hit": homozygous mutations of MYO7A and PDE6B in a patient with retinitis pigmentosa. *Mol Vis*. 2013;19:1565-71.

Meshi A, Belkin A, Koval T, Kornhouser T, Assia El, **Rotenstreich Y**. An Experimental Treatment of Ocular Quinine Toxicity with High-Dose 9-cis Beta-Carotene. *Retin Cases Brief Rep*. 2015;9(2):157-61.

Tzameret A, Sher I, Belkin M, Treves A.J, Meir A, Nagler A, Levkovitch-Verbin H, Barshack I, Rosner M, **Rotenstreich Y**. Transplantation of human bone marrow mesenchymal stem cells as a thin subretinal

layer ameliorates retinal degeneration in a rat model of retinal dystrophy. *Exp. Eye Res*. 2014;118: 135-144.

Rotenstreich Y, Skaat A, Sher I, Kolker A, Rosenfeld E, Melamed S, Belkin M, Novel technique: a pupillometer-based objective chromatic perimetry. *Ophthalmic Technologies XXIV*, edited by Fabrice Manns, Per G. Söderberg, Arthur Ho, Proc. SPIE 2014. 8930, Ophthalmic Technologies XXIV, 89300G

Rotenstreich Y, Tzameret A, Levi N, Kalish S, Sher I, Zangen A, Belkin M, Repetitive magnetic stimulation improves retinal function in a rat model of retinal dystrophy. Proc. SPIE 2014. 8930, Ophthalmic Technologies XXIV, 893014.

van Huet R.A.C, Siemiatkowska A.M, Özgül RK, Hoyng C.B, Banin E, Sharon D, **Rotenstreich Y**, Theelen T, Collin R.W.J. van den Born , Klevering B.J. Retinitis pigmentosa associated with the ciliary MAK gene is relatively mild and includes no syndromic features. *Acta Ophthalmologica* 2015;93(1):83-94.

Rotenstreich Y, Tzameret A, Kalish SE, Belkin M, Meir A, Treves AJ, Nagler A, Sher I. A novel system for minimally invasive transplantation of bone marrow derived stem cells as a thin layer in the subretina and extravascular spaces of the choroid for treatment of retinal degeneration. *Harefua*. 154(2):84-88.

Beiderman Y, Belkin M, **Rotenstreich Y**, Zalevsky Z. Experimental Quantification of the Tactile Spatial Responsivity of Human Cornea. *J Med Imag*. 2(1):016002.

Levy I, Sher I, Corem-Salkmon E, Ziv O, Meir A, Treves AJ, Nagler A, Kalter-Leibovici O, Margel S, **Rotenstreich Y**. Bioactive magnetic near Infra-Red fluorescent core-shell iron oxide/human serum albumin nanoparticles for controlled release of growth factors for augmentation of human mesenchymal stem cell growth and differentiation. *J Nanobiotech*. 13:34.

Tzameret A, Sher I, Belkin M, Treves AJ, Meir A, Nagler A, Levkovitch-Verbin H, **Rotenstreich Y***, Solomon AS*. (* Equal contribution, corresponding authors) Epiretinal transplantation of human bone marrow mesenchymal stem cells rescues retinal and vision function in a rat model of retinal degeneration. *Stem Cell Res*. 2015;15(2):387-94.

Chibel R, Sher I, BenNer D, Mahajna M, Achiron A, Haj-Yahia S, Skaat A, Berchenko Y, Oberman B, Kalter-Leibovici O, Freedman L, **Rotenstreich Y**. Chromatic multifocal pupillometer for objective perimetry and diagnosis of patients with Retinitis Pigmentosa. *Ophthalmology*. 2016 (123):1898-1911.

<p>Rotenstreich Y, Tzameret A, Kalish SA, Bubis Ettl, Belkin M, Moroz I, Rosner M, Levy I, Margel S, Sher I. A minimally invasive adjustable-depth blunt injector for delivery of pharmaceuticals into the posterior pole. <i>Acta Ophthalmologica</i>. 2017;95(3):e197-e205.</p>	2016-2017	A Novel Portable Chromatic Multifocal Pupillometer for objective triage & assessment of head injuries, Israel Defense Force Health Research Grant
<p>Tzameret A, Kalish SA, Sher I, Meir A, Levy I, Margel S, Moroz I, Rosner M, Treves AJ, Nagler A, Belkin M, Rotenstreich Y. Long term-safety of transplantation of human bone-marrow mesenchymal stem cells in the extravascular spaces of the choroid of rabbits. <i>Stem Cells International</i> 2017:4061975.</p>	2016-2017	Determination of Physical Parameters Relevant to Ophthalmic Lasers, Israel Defense Force Health Research Grant
<p>Rotenstreich Y. Long term-safety of transplantation of human bone-marrow mesenchymal stem cells in the extravascular spaces of the choroid of rabbits. <i>Stem Cells International</i> 2017:4061975.</p>	2016-2018	The association between retinal and medial temporal lobe structure and function in people with high risk for Alzheimer disease National Network of Excellence in Neuroscience, Israeli Science Foundation (ISF)
Grants		
<p>2015-2017 Drug delivery of advanced therapies into the posterior pole, Moxie Foundation</p>	2016-2018	Retinal structure and vasculature measures as novel objective biomarkers for Alzheimer diseases, National Network of Excellence in Neuroscience, TEVA
<p>2015-2017 Microglia-targeted pharmacotherapy – a new therapeutic strategy for treating neuro-retinal degeneration, National Network of Excellence in Neuroscience, TEVA</p>		

Public Health





Prof. Gabriel Chodick, Ph.D., MHA

Epidemiology & Preventive Medicine
School of Public Health



TEL AVIV UNIVERSITY

hodik_g@mac.org.il

Website: <http://www2.tau.ac.il/Person/medicine/researcher.asp?id=adkdighde>



Person/medicine/researcher.asp?id=adkdighde

Positions

Head, Epidemiology & Database Analysis Department, Maccabi Institute for Research & Innovation, Maccabi Healthcare Services

Associate Professor, Epidemiology & Preventive Medicine Division, School of Public Health, Tel Aviv University

Adjunct Investigator, Radiation Epidemiology Branch, Division of Epidemiology and Genetics, National Institute of Cancer, National Institutes of Health, Bethesda (MD), USA

Head, Academic Department of Public Health, Medical Division. Maccabi Healthcare Services

Research

Our primary research interests focuses on the use of Maccabi's large database to examine multiple dimensions of health care quality, including safety (e.g. adverse effects of IVF, renal effects of chronic medications), efficacy and effectiveness of healthcare technologies (e.g. glycemic control and outcomes in patients treated with new generation therapies for diabetes), medical and economic burden of chronic diseases and health events (e.g. congestive heart failure, hepatitis C infections) as well as pharmacoepidemiology studies such as medication adherence studies (e.g. tamoxifen in breast cancer patients) and pleiotropic effects (e.g. statins). Our other interests include health effects of low dose ionizing radiation and specifically cancer and cataract.

Publications

Rabinowich L, Steinvil A, Leshem-Rubino E, Berliner S, Zeltser D, Rogowski O, Shalev V, Raz R, Chodick G. Adherence to Statins is associated with reduced incidence of idiopathic venous thromboembolism: real-life data from a large healthcare maintenance organization 8:1817-1821

Sella T, Shalev V, Elchalal U, Chovel-Sella A, **Chodick G**. Trends in gestational diabetes prevalence, diagnosis and risk factors in Israel: a large population based study. *The Journal of Maternal-Fetal & Neonatal Medicine* 2013;26:412-416.

Brinton L, Trabert B, Lunnenfeld E, Sella T, Shalev V, Chodick G. In Vitro Fertilization and Risk of Breast and Gynecologic Cancers: A Retrospective Cohort Study within the Maccabi Healthcare Services. *Fertility and Sterility* 2013;99:1189-96.

Zandman-Goddard G, Amital H, Shamrayevsky N, Raz R, Shalev V, Chodick G. Rates of adherence and persistence with allopurinol therapy among gout patients in Israel *Rheumatology (Oxford)* 2013;52:1126-31.

Sella T, Segal Y, Goren I, **Chodick G**, Shalev V, Kol S. In-vitro fertilization cycles and outcomes in Maccabi Health Services, Israel, 2007-2010 *Harefuah* 2013;152:11-5, 60.

Eshel N, Raz R, **Chodick G**, Shalev V, Guindy M. The Invisible Patient: Characteristics of Elderly People who do not visit Primary Care Physicians. *The Israel Journal of Health Policy Research* 2013;2:7.

Shalev V, Goldstein I, Porath A, Weitzman D, Shemer J, **Chodick G**. Continuation of statins therapy and primary prevention of non-fatal cardiovascular events. *American Journal of Cardiology* 2012;110:1779-86.

Goldberg L, Greenberg D, Zelcer I, Slanovic L, Shemer-Avni Y, Nativ R, Borer A, **Hodik G**, Sherf M, Lifshitz M, Leibovitz E. Epidemiologic, clinical, laboratory, and therapeutic characteristics of influenza A/H1N1 in Moslem Bedouin and Jewish children hospitalized in southern Israel during 2009. *Pediatric Infectious Disease Journal*. 2012;30:530-3.

Leshem-Rubinow E, Steinvil A, Rogowski O, Zeltser D, Berliner S, Weitzman D, Raz R, **Chodick G**, Shalev V. Hemoglobin Non Recovery Following Acute Myocardial Infarction is a Biomarker of

- Poor Outcome: A Retrospective Database Study. *International Journal of Cardiology* 2013;169:349-53.
- Leibovitz E, Lifshitz-Riven I, Borer A, Taraboulos-Klein T, Zamir O, Shani E, Melamed R, Flidel Rimon O, Bradenstein R, **Chodick G**, Golan A, A prospective study of the patterns and dynamics of colonization with *Candida* spp. in very low-birth weight neonates *Scandinavian Journal of Infectious Diseases* 2013;45:842-8.
- Weitzman D, Shavit O, Stein M, Cohen R, **Chodick G**, Shalev V. Epidemiology of herpes zoster and its complications: a population-based study in Israel. *Journal of Infection* 2013;67:463-9.
- Paran Y, Steinvil, Justo D, Zimmerman O, Berliner S, Zeltser D, Raz R, Shalev V, **Chodick G**. Acute Cytomegalovirus Infection and Thrombosis: a community setting study *Annals of Hematology* 2013; 92:969-74.
- Raz R, Lerner L, Shalev V, **Chodick G**, Gabis L. A Survey of Out-of-Pocket Costs for Children with Autism Spectrum Disorder in Israel. *Journal of Autism and Developmental Disorders* 2013;43: 2295-302.
- Cohen R, Senecky Y, Inbar D, **Chodick G**, Shalev V, Shuper A, Raz R. Prevalence of Epilepsy and Attention Deficit/Hyperactivity Disorder: A population-based study. *Journal of Child Neurology* 2013;28:120-123.
- Steinvil A, Raz R, Berliner S, Steinberg DM, Zeltser D, Levran D, Shimron O, Sella T, Chodick G, Shalev V, Salomon O. Prevalence of common thrombophilia and antiphospholipid antibodies in unexplained infertility women undergoing in vitro fertilization (IVF). *Thrombosis and Haemostasis* 2012;108:1192-7.
- Trabert B, **Chodick G**, Shalev V, Sella T, Longnecker MP, McGlynn KA. Gestational diabetes and the risk of cryptorchidism and hypospadias. *Epidemiology*. 2014;25:152-3.
- Shalev V, Goldshtein I, Halpern Y, **Chodick G**. Association between persistence with statins and reduction of low density lipoprotein cholesterol: analysis of real-life data from community settings. *Pharmacotherapy* 2014;34:1-8.
- Flash -Luzzatti S, Weil C, Shalev V, Oron T, **Chodick G**. Long-term Secular Trends in the Age at Menarche in Israel: a systematic literature review and pooled analysis. *Hormone Research in Pediatrics* 2014;81:266-271.
- Arbel Y, Weitzman D, Raz R, Steinvil A, Zeltser D, Berliner B, **Chodick G**, Shalev V. Red Blood Cell Distribution Width and the Risk of Cardiovascular Morbidity and All-Cause Mortality: A population-Based Study. *Thrombosis and Haemostasis* 2014;111:300-307.
- Tvito-Green R, Reich E, Robenshtok E, **Chodick G**, Ron-Kella Y, Stiebel-Kalish H. Third-generation ELISA Thyrotropin-Receptor Antibody Levels as an Adjuvant Tool to Guide Management of Patients with Graves' Orbitopathy. *Endocrine Practice* 2014;20:145-9.
- Simon Tuval T, Triki N, **Chodick G**, Greenberg D. Determinants of cost-related non-adherence to medications among chronically ill patients in Maccabi Healthcare Services, Israel. *Value in Health Regional Issues* 2014; 4: 41-46
- Dar L, Shalev V, Weitzman D, **Chodick G**, Arnson Y, Amital H. No male predominance in offspring of women with rheumatoid arthritis or systemic lupus erythematosus. *Immunologic Research* 2014;60:361-5.
- Weitzman D, **Chodick G**, Shalev V, Grossman C, Grossman E. The prevalence and factors associated with resistant hypertension in a large health maintenance organization *Hypertension* 2014;64:501-7.
- Coresh J, Turin TC, Matsushita K, Sang Y, Ballew SH, Appel LJ, Arima H, Chadban SJ, Cirillo M, Djurdjev O, Green JA, Heine GH, Inker LA10, Irie F, Ishani A, Ix JH, Kovesdy CP, Marks A, Ohkubo T, Shalev V, Shankar A, Wen CP, de Jong PE, Iseki K, Stengel B, Gansevoort RT, Levey AS; for the CKD Prognosis Consortium Decline in Estimated Glomerular Filtration Rate and Subsequent Risk of End-Stage Renal Disease and Mortality. *JAMA* 2014 25;311:2518-31.
- Stiebel-Kalish H, Serov I, Sella R, **Chodick G**, Snir M. Childhood overweight or obesity increases the risk of IIH recurrence 5-fold. *International Journal of Obesity* 2014;38:1475-7.
- Shalev V, Weil C, Raz R, Goldshtein I, Weitzman D, **Chodick G**. Trends in statin therapy initiation during the period 2000-2010 in Israel *European Journal of Clinical Pharmacology* 2014;70:557-64
- Arbelle JE, **Chodick G**, Goldstein A, Porath A. Multiple chronic disorders - health care system's modern challenge in the Maccabi Health Care System. *Israel Journal of Health Policy Research* 2014;3:29.
- Levkovitch-Verbin H, Goldshtein I, **Chodick G**, Zigman N, Shalev V. The Maccabi Glaucoma Study: Prevalence and Incidence of Glaucoma in a Large Israeli Health Maintenance Organization. *American Journal of Ophthalmology* 2014;158:402-408.
- Makov M, **Chodick G**, Mohnike K, Otonkoski T, Huopio H, Banerjee I, Cave H, Polak M, Christesen

HT, Hussain K, Deleon D, Stanley C, Cappa M, Ramos O, Zangen D, Laron Z. Congenital hyperinsulinism, neonatal diabetes and the risk of malignancies: an international collaborative study. Preliminary communication. *Diabetic Medicine* 2015;32:701-3.

Sella T, Goren I, Shalev V, Shapira H, Zandbank J, Rosenblum J, Kimlin MG, **Chodick G** Incidence Trends of Keratinocytic Skin Cancers and Melanoma in Israel 2006-2011. *British Journal of Dermatology* 2015;172:202-7.

Peleg N, Zevit N, Shamir R, **Chodick G**, Levy I. Seasonal Influenza Vaccination Rates and Reasons for Non-vaccination in Children with Gastrointestinal Disorders. *Vaccine* 2015;33:182-6.

Moshe S, Izhaki R, **Chodick G**, Segal N, Yagev Y, Finestone AS, Juven Y. Predictors of return to work with upper limb disorders. *Occupational Medicine (Lond)*. 2015;65:564-9.

Yu J, Goldshtein I, Shalev V, **Chodick G**, Ish-Shalom S, Sharon O, Modi A. Association of gastrointestinal events and osteoporosis treatment initiation in newly diagnosed osteoporotic Israeli women. *International Journal of Clinical Practice* 2015;69:1007-14.

Diamond G, Senecky Y, Reichman H, Inbar D, **Chodick G**. Parental perception of developmental vulnerability after inter-country adoption: a 10-year follow-up study: longitudinal study after inter-country adoption. *International Journal Disability Human Development* 2015; 14: 75-80.

Livni G, **Chodik G**, Yaari A, Tirosh N, Ashkenazi S. Attitudes, knowledge and factors related to acceptance of influenza vaccine by pediatric healthcare workers. *Journal of Pediatric Infectious Diseases* 2015;3:111-117.

Muhsen K, **Chodick G**, Goren S, Anis E, Ziv-Baran T, Shalev V, Cohen D. Change in incidence of clinic visits for all-cause and rotavirus gastroenteritis in young children following the introduction of universal rotavirus vaccination in Israel. *Eurosurveillance* 2015;20.

Chodick G, Levin M, Kleinerman RA, Shwarz M, Shalev V, Ashkenazi S, Horev G. Differences in characteristics of pediatric patients undergoing computed tomography between hospitals and primary care settings: implications for assessing cancer follow-up studies. *Israel Journal of Health Policy Research* 2015;4:33.

Matsushita K, Coresh J, Sang Y, Chalmers J, Fox C, Guallar E, Jafar T, Jassal SK, Landman GW, Muntner P, Roderick P, Sairenchi T, Schöttker B, Shankar A, Shlipak M, Tonelli M, Townend J, van Zuilen A,

Yamagishi K, Yamashita K, Gansevoort R, Sarnak M, Warnock DG, Woodward M, Ärnlöv J; CKD Prognosis Consortium. Estimated glomerular filtration rate and albuminuria for prediction of cardiovascular outcomes: a collaborative meta-analysis of individual participant data. *Lancet Diabetes Endocrinol*. 2015;3:514-525.

James MT, Grams ME, Woodward M, Elley CR, Green JA, Wheeler DC, de Jong P, Gansevoort RT, Levey AS, Warnock DG, Sarnak MJ; CKD Prognosis Consortium. A Meta-analysis of the association of estimated GFR, albuminuria, diabetes mellitus, and hypertension with acute kidney injury. *American Journal Kidney Diseases* 2015;66:602-612.

Tunceli K, Goldshtein I, Yu S, Sharon O, Brodovicz K, Gadir N, Katzeff H, Voss B, Radican L, **Chodick G**, Shalev V, Maor Y, Karasik A. Adherence to treatment guidelines in Type 2 diabetes patients failing metformin monotherapy in a real-world setting. *Diabetes Management* 2015;5:17-2.

Goldshtein I, Chandler J, Shalev V, Ish-Shalom S, Nguyen, AM, Rouach V, **Chodick, G**. Osteoporosis in the community: findings from a novel computerized registry in a large health organization in Israel. *Journal of Aging Research & Clinical Practice* 2015;4:59-65.

Chodick G, Weitzman D, Shalev V, Weil C, Amital H. Adherence with statins and the risk of psoriasis: A population-based cohort study. *British Journal of Dermatology* 2015;173:480-7.

Zelber-Sagi S, Ben-Assuli O, Rabinowich L, Green M, Goldstein A, Magid A, Shalev V, Shibolet O, Chodick G. The association between serum levels of uric-acid and Alanine aminotransferase in a population-based cohort. *Liver International* 2015;35:2408-15.

Nutman A, **Chodick G**, Shalev V. The potential effects of implementing the 2013 ACC/AHA cholesterol guidelines on the use of statins in a large health maintenance organization in Israel. *Value in Health Regional Issues* 2015;7:22-26.

Grams ME, Sang Y, Levey AS, Matsushita K, Ballew S, Chang AR, Chow EK, Kasiske BL, Kovesdy CP, Nadkarni GN, Shalev V, Segev DL, Coresh J, Lentine KL, Garg AX; Chronic Kidney Disease Prognosis Consortium. Kidney-Failure Risk Projection for the Living Kidney-Donor Candidate. *New England Journal of Medicine* 2016;374:411-421.

Weil C, Nwankwo C, Friedman M, Kenet G, **Chodick G**, Shalev V. Epidemiology of hepatitis C virus infection in a large Israeli health maintenance organization. *Journal of Medical Virology* 2016;88:1044-50.

- Tangri N, Grams ME, Levey AS, Coresh J, Appel LJ, Astor BC, Chodick G, Collins AJ, Djurdjev O, Elley CR, Evans M, Garg AX, Hallan SI, Inker LA, Ito S, Jee SH, Kovesdy CP, Kronenberg F, Heerspink HJ, Marks A, Nadkarni GN, Navaneethan SD, Nelson RG, Titze S, Sarnak MJ, Stengel B, Woodward M, Iseki K; CKD Prognosis Consortium. Multinational Assessment of Accuracy of Equations for Predicting Risk of Kidney Failure: A Meta-analysis. *JAMA* 2016; 315:164-74.
- Sharman Moser S, Yu J, Goldshtein I, Ish-Shalom S, Rouach V, Shalev V, Modi A, **Chodick G**. Cost and Consequences of Nonadherence With Oral Bisphosphonate Therapy: Findings From a Real-World Data Analysis. *Annals of Pharmacotherapy* 2016;50:262-269.
- Goldshtein I, Shalev V, Zigman N, **Chodick G**, Levkovitch-Verbin H. The Maccabi Glaucoma Study: Treatment Patterns and Persistence With Glaucoma Therapy in a Large Israeli Health Maintenance Organization. *Journal of Glaucoma* 2016;25:e386-91.
- Chodick G**, Sigurdson AJ, Kleinerman RA, Sklar CA, Leisenring W, Mertens AC, Stovall M, Smith SA, Weathers RE, Veiga LH, Robison LL, Inskip PD. The Risk of Cataract among Survivors of Childhood and Adolescent Cancer: A Report from the Childhood Cancer Survivor Study. *Radiation Research* 2016;185:366-374.
- Chodick G**, Almog M, Ashkenazi A, Sella T. Rotavirus Immunization and Type 1 Diabetes Mellitus: A Nested Case-Control Study. *Pediatric Infectious Diseases* 2014; 6:147-149.
- Kinar Y, Kalkstein N, Akiva P, Levin B, Half EE, Goldshtein I, **Chodick G**, Shalev V. Development and validation of a predictive model for detection of colorectal cancer in primary care by analysis of complete blood counts: a binational retrospective study. *JAMIA* 2016;0:1-12.
- Goldstein D, **Chodick G**, Shalev V, Thorsted BL, Elliott L, Karasik A. Use of Healthcare Services Following Severe Hypoglycemia in Patients with Diabetes: Analysis of Real-World Data. *Diabetes Therapy* 2016; 7:295-308.
- Simon-Tuval T, Triki N, **Chodick G**, Greenberg D. The association between adherence to cardiovascular medications and healthcare utilization. *European Journal of Health Economics* 2016;17:603-10.
- Ribitzky-Eisner H, Minuhin Y, Greenberg D, Greenberg N, **Chodick G**, Craiu M, Leibovitz E. Epidemiologic and microbiologic characteristics of occult Bacteremia among febrile children in Southern Israel, before and after initiation of the routine antipneumococcal immunization (2005-2012). *Pediatric Neonatology* 2015; S1875-9572:181-3.
- Grams ME, Sang Y, Ballew SH, Gansevoort RT, Kimm H, Kovesdy CP, Naimark D, Oien C, Smith DH, Coresh J, Sarnak MJ, Stengel B, Tonelli M; CKD Prognosis Consortium. A Meta-analysis of the Association of Estimated GFR, Albuminuria, Age, Race, and Sex With Acute Kidney Injury. *Am J Kidney Dis.* 2015;66(4):591-601.
- Yu J, Goldshtein I, Shalev V, **Chodick G**, Ish-Shalom S, Sharon O, Modi A. Renal Impairment Among Postmenopausal Women With Osteoporosis From a Large Health Plan in Israel. *Archives of Osteoporosis.*
- Goldshtein I, Karasik A, Melzer-Cohen C, Engel SS, Yu S, Sharon O, Brodovicz K, Gadir N, Katzeff HL, Radican L, **Chodick G**, Shalev V, Tunceli K. Urinary albumin excretion with sitagliptin compared to sulfonylurea as add on to metformin in type 2 diabetes patients with albuminuria: a real-world evidence study. *Journal of Diabetes and Its Complications.*
- Goldshtein I, Rouach V, Yu J, **Chodick G**. Role of side effects, physician involvement and patient perception in non-adherence with oral Bisphosphonates. *Advances in Therapy.*
- Tavor M., Neufeld MY, **Chodick G**, Zack O, Slodownik D, Moshe S. Vocational factors which predict seizure prognosis in young adults during military service. *Epilepsy & Behaviour.*
- Leibovitz E, David N, Ribitzky-Eisner H, Abo Madegam M, Abuabed S, **Chodick G**, Maimon M, Fruchtman Y. The Epidemiologic, Microbiologic and Clinical Picture of Bacteremia among Febrile Infants and Young Children Managed as Outpatients at the Emergency Room, before and after Initiation of the Routine Anti-Pneumococcal Immunization. *International Journal of Environmental Research and Public Health.*
- Dankner R, Bachner YG, Ginsberg G, Ziv A, Ben David H, Litmanovitch-Goldstein D, **Chodick G**, Balicer RD, Tanne D, Greenberg D. Correlates of well-being among caregivers of long-term community-dwelling stroke Survivors. *International Journal of Rehabilitation Research.*
- Scheuerman O, Barkai G, Mandelboim M, Mishali H, **Chodick G**, Levy I. Human metapneumovirus (hMPV) Infection in immunocompromised children. *Journal of Clinical Virology.*
- Livni, G, Wainstein A, Birk E, **Chodick G**, Levy I. Influenza vaccine, cardiac disease, attitude,

vaccination rate. The Pediatric Infectious Disease Journal.

Ben Ami N, Mirovsky Y, **Chodick G**, Shapiro Y. Improving Self-Reported Function and Pain in Chronic Low Back Pain patients: A “Real Life” randomized Control trial. Journal of Orthopaedic & Sports Physical Therapy.

Moshe S, Cinamon T, Zack O, Segal N, **Chodick G**, Krakov A, Tal M. The need for social work services in occupational medicine. Occupational Medicine.

Grants

2016–2017 Co-PI, Israel Cancer Society, Adherence with breast cancer therapies

2016–2017 Co-PI, Israel Ins. Health Policy, Effectiveness of generic med

2016–2017 Co-PI, BSF, CT in testicular cancer



Prof. Lizy Fireman, Ph.D.

Laboratory for Occupational and Environmental Lung Disease
Tel Aviv Sourasky Medical Center



fireman@tlvmc.gov.il
<http://www.tasmc.org.il/Internalmed/Pulmonary/Pages/allergy-lab.aspx>

Biological Monitoring Using Micro and Nano-Sized Particles Distribution Measurement in Biological Samples to Early Detect Health Impairment in Environmental and Occupational Lung Settings

Positions

Head, Laboratory Pulmonary and Allergic Diseases
Chair Department of Environmental and Occupational Health, Tel Aviv University

Research

The "ultrafine hypothesis" suggests that smaller particles are more potent than larger particles at driving inflammation; leading to the initial proposal that respiratory ill health was associated with the number of ambient ultrafine particles. When first

introduced in 1994, the "ultrafine hypothesis" met friendly skepticism, with opponents arguing that NSP (nano-sized particles) are very short-lived and disappear through heterogeneous and homogeneous aggregation within seconds or minutes and therefore are toxicologically irrelevant. This skeptical attitude has changed considerably. Research teams across the world are now working now on NSP, and there are multidisciplinary alliances among atmospheric scientists, epidemiologists, clinicians, and toxicologists, among others. Nonetheless, substantial research gaps continue to prevail. Most of the initial assessments of particulate burden and involvement

Biological monitoring by measurement of micro range particles in induced sputum samples

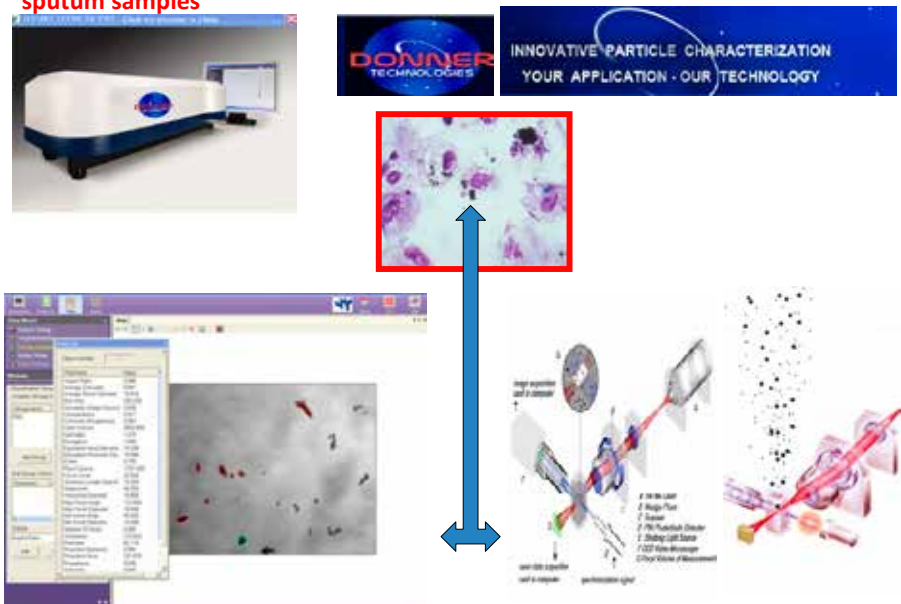


Figure 1

C: Biological monitoring by measuring ultrafine/nano ranged particles in induced sputum samples (MSc thesis of Iris Szwarcfiter)

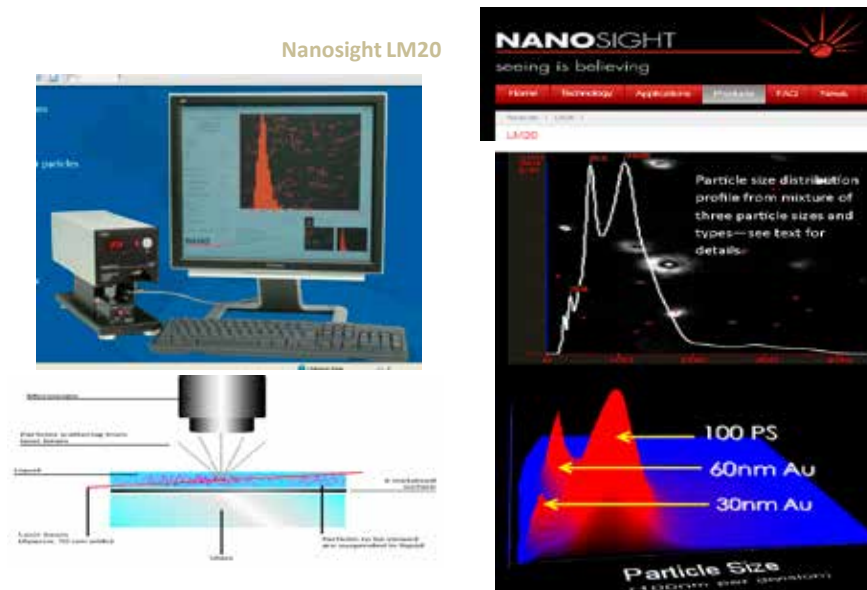


Figure 2

of inflammatory and structural cells in occupational lung diseases were made in studies using fiberoptic bronchoscopy in conjunction with bronchoalveolar lavage (BAL). The relative invasiveness of this technique, however, has restricted the use of bronchoscopy to a limited number of specialised centres, and hampered its development into a practical and suitable tool for screening programmes, exposure evaluation or repeated follow-up of workers exposed to hazardous dust in large populations.

The ongoing search for non-invasive techniques has led to a number of development approaches, such as the examination of cells, quantification of biochemical mediators, and characterization of particulate matter in samples of induced sputum (IS) as well as the quantification of biochemical mediators and characterization of particulate matter in the condensation of exhaled breath exhaled breath condensate (EBC). In the last years, we have concentrated our research on the application of these techniques in occupational and environmental exposures:

- *Particle size distribution (PSD) and dynamic shape characterization (DSC):* The size and shape of the particles will be assessed from the rich cell fraction of the processed plugs with the Eyetechn Analyzer and the analyzer's video channel (Donner Technologies, Israel) using a PSD method in the range of 0.5-3,600 based on the time of transition theory where the duration of interaction between beam and

particle provides a direct measurement of each particle's size (Fig 1).

- *NSP measurement.* The size and shape of the ultrafine particles ($PM_{0.1}$) are assessed from the rich cell fraction of the processed plugs in the IS sample and the EBC sample, with the NanoSight LM20 using the Nanoparticle Tracking Analysis (NTA) method of visualizing and analyzing particles in liquids that relates the rate of Brownian motion to particle size. The rate of movement is related only to the viscosity of the liquid, the temperature and the size of the particle and is not influenced by particle density or refractive index (Fig 2).

We studied several populations: Workers exposed to hazardous dust at the Israel World Trade Center (WTC), dust-exposed firefighters in the USA ten months after the WTC disaster, dental technicians exposed to beryllium (funded by the Binational Science Foundation BSF 2007-2011), workers exposed to artificial stone dust and asthmatic children in the Tel Aviv area. Our ongoing research is on the field that characterize the mineral compositions of these particles and their biological effect.

Publications

Ater D., Bat-El B, Fireman N, **Fireman E.**, Shai H., Tasher D. Dalal I MD, Mandelberg A. Atopic index, bronchial-challenge tests and induced-sputum eosinophils in preschool-children presenting to the ED with wheezing. *Pediatric Pulm.* 2014. doi: 10.1002/ppul.22926.

M. Stark, Y. Lerman, A. Kapel, A. Pardo, Y. Swartz, L. Newman, L. Maier, **E. Fireman**. Induced sputum particles in beryllium-exposed dental technicians reflect hygiene and oxidative stress. *Archives of Occupational Environmental Health* 2014;69(2):89-99.

Fireman E, Lerman Y, Stark M, Pardo A, Schwarz Y, Van Dyke M, Jill Elliot J, Barkes B, Lee Newman L, Lisa Maier M. A novel alternative to environmental monitoring to detect workers at risk for beryllium exposure-related health effects. *Journal Occupational Environmental Hygiene* 2014;11(12):809-18.

Fireman E., Bliznuk B, Schwarz Y, Soferman R, Kivity S. Biological monitoring of particulate matter accumulated in the lungs of urban asthmatic children in the Tel Aviv Metropolitan Area. *International Archives of Occupational Environmental Health* 2014.

Balmes JR, Abraham JL, Dweik RA, **Fireman E**, Fontenot AP, Maier LA, Muller-Quernheim J, Ostiguy G, Pepper LD, Saltini C, Schuler CR, Takaro TK, Wambach PF; ATS Ad Hoc Committee on Beryllium Sensitivity and Chronic Beryllium Disease. An Official American Thoracic Society Statement: diagnosis and management of beryllium sensitivity and chronic beryllium disease. *Am J Respir Crit Care Med*. 2014;190(10).

Elalouf O, **Fireman E**, Levartovsky D, Kaufman I, Ori Rogovski O, Ori Elkayam E, Caspi D, Paran D. Decreased diffusion capacity on lung function testing in asymptomatic patients with Systemic Lupus Erythematosus does not predict future lung disease. *Lupus* 2015.

Benor S, Alcalay Y, Armoni Domany K, Gut G, Soferman S, Kivity S, **E. Fireman**. Ultrafine particle content in exhaled breath condensate in airways of asthmatic children. Submitted to *Journal of Breath Research* 2015;9(2).

Nirel R, Maimon N, **Fireman E**, Agami S, Eyal A, Peretz A. Respiratory hospitalizations of children living near a hazardous industrial site adjusted for prevalent dust: a case-control study. *Int J Hyg Environ Health*. 2015;218(2):273-9.

Shtraichman Osnat; Blanc Paul; Ollech Jacob; Fridel Lodmila; Fuks, Leonardo; **E. Fireman**, Kramer Mordechai. Outbreak of autoimmune disease in a silicosis cluster linked to high-silica content artificial stone. *Occupational Medicine* 2015.

Bar-Shai A, Alcalay Y, Adi Sagiv, A Rotem M, Alon R, and **Fireman E**. Fingerprint of endogenous lung fluid ultra-fine-particles, a novel marker of acute lung inflammation. *Respirology* 2015.

Fireman-Klein E, Man A, Schwartz Y, **Fireman E**. IGRA guided regulation of prophylactic treatment for latent tuberculosis in Israel. *IMAJ*. 2015;17(7):405-9.

Lavi A, Potchter O, Omer I, **Fireman E**. Mapping air pollution by biological monitoring in the Tel-Aviv metropolitan area. *Int J Environ Health Res* 2015:1-15.

Ophir N., Bar Shai A, Alcalay Y, Israeli S, Korenstein R, Krammer M, **Fireman E**. Artificial stone dust-induced functional and inflammatory abnormalities in exposed workers monitored quantitatively by biometrics. *ERJ Research*. 2016 2:86.

Fireman E, Alcalay Y, Ophir N, Kivity S, Stejskal V. Identification of metal sensitization in sarcoid-like metal-exposed patients by the MELISA[®] lymphocyte proliferation test — a pilot study. *Journal of Occupational Medicine and Toxicology*. 2016 2: 00086

Litinsky I, **Fireman E**, Paran D, Polachek A, Broide A, Sharabi A, Anouk M, Elkayam O. Induced sputum analysis in subjects with systemic sclerosis. *Respir Care*. 2016;61(10):1369-73.

Grubstein A, Shtraichman O, **Fireman E**, Bachar GN, Noach-Ophir N, Kramer MR. Radiological evaluation of artificial stone silicosis outbreak: emphasizing findings in lung transplant recipients. *J Comput Assist Tomogr*. 2016;40(6):923-927

Ophir N, Shai AB, Alcalay Y, Israeli S, Korenstein R, Kramer MR, **Fireman E**. Artificial stone dust-induced functional and inflammatory abnormalities in exposed workers monitored quantitatively by biometrics. *ERJ Open Res*. 2016.

Survival following lung transplantation for artificial stone silicosis relative to idiopathic pulmonary fibrosis. Rosengarten D, Fox BD, **Fireman E**, Blanc PD, Rusanov V, Fruchter O, Raviv Y, Shtraichman O, Saute M, Kramer MR. *Am J Ind Med*. 2017;60(3):248-254

Differential pattern of deposition of nanoparticles in the airways of exposed workers. **Fireman E**, Edelheit R, Stark M, Shai AB. *J Nanopart Res*. 2017;19(2):30.



Prof. Varda Shalev, M.D., M.P.A.

Epidemiology & Preventive Medicine, School of Public Health, Sackler Faculty of Medicine
Director, Institute for Health Research and Innovation, Maccabi Healthcare Services



Shalev_v@mac.org.il

Using Medical Databases for Personalized Medicine

Positions

Head, Maccabi Institute for Research & Innovation, Maccabi Healthcare Services

Associate Professor, Epidemiology & Preventive Medicine Division, School of Public Health, Tel Aviv University

Independent family practice partnership clinic, Rosh Haayin

Research

The emergence of precision medicine technologies has allowed medical scientists to address complex questions which necessitate very large datasets and patients' numbers. Unlike traditional methods such as randomized trials, the richness of very large sets of data enables more rapid advance toward personalized medicine. At the Maccabi Institute for Research & Innovation, we utilize large real-world databases to investigate clinical issues for better provision of care and improved outcomes. In addition to traditional and pragmatical clinical trials, we conduct multiple observational analysis using advanced data platform to enable data science studies based on Maccabi's database of 2.5M members' medical files. One example for personalized medicine is our newly developed method for identifying individuals at increased risk of harboring colorectal cancer by analyzing their complete blood counts records. We have developed a computational model using a large derivation dataset of over 450,000 Israeli individuals and validated it on 2 separate and independent datasets of primary care patients, consisting of over 139,000 Israeli and over 25,500 UK individuals. Our approach applies novel methods both in feature generation (where we use a set of linear models to handle sparse and irregular measurements along time) and in model construction (where we combined 2 tree-based models – RF and Gradient Boosting). We showed that our approach can detect 50% of CRC cases 3–6

months before diagnosis at 88% specificity in the Israeli dataset and 94% specificity in the UK dataset. The system is already successfully implemented in routine practice at Maccabi.

Publications

Sella T, **Shalev V**, Elchalal U, Chovel-Sella A, Chodick G. Trends in gestational diabetes prevalence, diagnosis and risk factors in Israel: a large population based study 2013; 26:412-416. *The Journal of Maternal-Fetal & Neonatal Medicine*.

Sella T, Segal Y, Goren I, Chodick G, **Shalev V**, Homburg R, Bachar R, Kol S. In-vitro fertilization cycles and outcomes in Maccabi Healthcare Services in Israel 2007-2010]. *Harefuah*. 2013;152(1):11-5, 60. Hebrew.

Paran Y, **Shalev V**, Steinvil A, Justo D, Zimmerman O, Finn T, Berliner S, Zeltser D, Weitzman D, Raz R, Chodick G. Thrombosis following acute cytomegalovirus infection: a community prospective study. *Ann Hematol*. 2013 ;92: 969-74

Zandman-Goddard G, Amital H, Shamrayevsky N, Raz R, **Shalev V**, Chodick G. Rates of adherence and persistence with allopurinol therapy among gout patients in Israel. *Rheumatology (Oxford)*. 2013;52:1126-31.

Brinton LA, Trabert B, **Shalev V**, Lunenfeld E, Sella T, Chodick G. In vitro fertilization and risk of breast and gynecologic cancers: a retrospective cohort study within the Israeli Maccabi Healthcare Services. *Fertil Steril*. 2013;99:1189-96.

Reis S, Doron S, Eisenberg R, Kuchnir Y, Azuri J, **Shalev V**, Ziv A. The impact of residents' training in Electronic Medical Record (EMR) use on their competence: Report of a pragmatic trial. *Patient Education and Counselling*, 2013; 93:515-521.

Weitzman D, Shavit O, Stein M, Cohen R, Chodick G, **Shalev V**. Epidemiology of herpes zoster and its

- complications: a population-based study in Israel. *Journal of Infection* 2013;67:463-9.
- Eshel N, Raz R, Chodick G, **Shalev V**, Guindy M. The Invisible Patient: Characteristics of Elderly People who do not visit Primary Care Physicians. *The Israel Journal of Health Policy Research* 2013;2:7
- Leshem-Rubinow E, Steinvil A, Rogowski O, Zeltser D, Berliner S, Weitzman D, Raz R, Chodick G, **Shalev V**. Hemoglobin Non Recovery Following Acute Myocardial Infarction is a Biomarker of Poor Outcome: A Retrospective Database Study. *International Journal of Cardiology* 2013;169:349-53.
- Raz R, Lerner L, **Shalev V**, Chodick G, Gabis L. A Survey of Out-of-Pocket Costs for Children with Autism Spectrum Disorder in Israel. *Journal of Autism and Developmental Disorders* 2013;43: 2295-302.
- Shalev V**, Goldshtein I, Halpern Y, Chodick G. Association between persistence with statins and reduction of low density lipoprotein cholesterol: analysis of real-life data from community settings. *Pharmacotherapy* 2014;34:1-8
- Trabert B, Chodick G, **Shalev V**, Sella T, Longnecker MP, McGlynn KA. Gestational diabetes and the risk of cryptorchidism and hypospadias. *Epidemiology*. 2014;25:152-3
- Flash -Luzzatti S, Weil C, **Shalev V**, Oron T, Chodick G. Long-term Secular Trends in the Age at Menarche in Israel: a systematic literature review and pooled analysis. *Hormone Research in Pediatrics* 2014;81:266-271.
- Arbel Y, Weitzman D, Raz R, Steinvil A, Zeltser D, Berliner B, Chodick G, **Shalev V**. Red Blood Cell Distribution Width and the Risk of Cardiovascular Morbidity and All-Cause Mortality: A population-Based Study. *Thrombosis and Haemostasis* 2014;111:300-307.
- Dar L, **Shalev V**, Weitzman D, Chodick G, Arnson Y, Amital H. No male predominance in offspring of women with rheumatoid arthritis or systemic lupus erythematosus. *Immunol Res*. 2014;60:361-365.
- Weitzman D, Chodick G, **Shalev V**, Grossman C, Grossman E. The prevalence and factors associated with resistant hypertension in a large health maintenance organization. *Hypertension* 2014;64:501-507.
- Coresh J, Turin TC, Matsushita K, Sang Y, Ballew SH, Appel LJ, Arima H, Chadban SJ, Cirillo M, Djurdjev O, Green JA, Heine GH, Inker LA10, Irie F, Ishani A, Ix JH, Kovesdy CP, Marks A, Ohkubo T, **Shalev V**, Shankar A, Wen CP, de Jong PE, Iseki K, Stengel B, Gansevoort RT, Levey AS; for the CKD Prognosis Consortium. Decline in Estimated Glomerular Filtration Rate and Subsequent Risk of End-Stage Renal Disease and Mortality. *JAMA* 2014 25;311:2518-2531
- Shalev V**, Weil C, Raz R, Goldshtein I, Weitzman D, Chodick G. Trends in statin therapy initiation during the period 2000-2010 in Israel. *European Journal of Clinical Pharmacology* 2014;70:557-64
- Levkovitch-Verbin H, Goldshtein I, Chodick G, Zigman N, **Shalev V**. The Maccabi Glaucoma Study: Prevalence and Incidence of Glaucoma in a Large Israeli Health Maintenance Organization. *American Journal of Ophthalmology* 2014;158:402-408
- Sella T, Goren I, **Shalev V**, Shapira H, Zandbank J, Rosenblum J, Kimlin MG, Chodick G. Incidence Trends of Keratinocytic Skin Cancers and Melanoma in Israel 2006-2011. *British Journal of Dermatology* 2015;172:202-7.
- Endevelt R, Goren I, Sela T, **Shalev V**. Family history intake: a challenge to personalized approaches in health promotion and disease prevention. *Isr J Health Policy Res*. 2015;4:60.
- Yu J, Goldshtein I, **Shalev V**, Chodick G, Ish-Shalom S, Sharon O, Modi A. Association of gastrointestinal events and osteoporosis treatment initiation in newly diagnosed osteoporotic Israeli women. *Int J Clin Pract*. 2015;69:1007-14.
- Muhsen K, Chodick G, Goren S, Anis E, Ziv-Baran T, **Shalev V**, Cohen D. Change in incidence of clinic visits for all-cause and rotavirus gastroenteritis in young children following the introduction of universal rotavirus vaccination in Israel. *Eurosurveillance* 2015;20
- Giladi O, Steinberg DM, Peleg K, Tanne D, Givon A, Grossman E, Klein Y, Avigdor S, Greenberg G, Katz R, **Shalev V**, Salomon O. Head trauma is the major risk factor for cerebral sinus-vein thrombosis. *Thromb Res*. 2016;137:26-9.
- Chodick G, Levin M, Kleinerman RA, Shwarz M, **Shalev V**, Ashkenazi S, Horev G. Differences in characteristics of pediatric patients undergoing computed tomography between hospitals and primary care settings: implications for assessing cancer follow-up studies. *Isr J Health Policy Res*. 2015;4:33.
- Tunceli K, Goldshtein I, Yu S, Sharon O, Brodovicz K, Gadir N, Katzeff H, Voss B, Radican L, Chodick G, **Shalev V**, Maor Y, Karasik A. Adherence to treatment guidelines in Type 2 diabetes patients failing metformin monotherapy in a real-world setting. *Diabetes Management* 2015;5:17-24.

Goldshtein I, Chandler J, **Shalev V**, Ish-Shalom, S, Nguyen, AM, Rouach V, Chodick, G. Osteoporosis in the community: findings from a novel computerized registry in a large health organization in Israel. *J Aging Res Clin Practice* 2015;4:59-65.

Chodick G, Weitzman D, **Shalev V**, Weil C, Amital H. Adherence with statins and the risk of psoriasis: A population-based cohort study. *British Journal of Dermatology* 2015;173:480-7.

Zelber-Sagi S, Ben-Assuli O, Rabinowich L, Green M, Goldstein A, Magid A, **Shalev V**, Shibolet O, Chodick G. The association between serum levels of uric-acid and Alanine aminotransferase in a population-based cohort. *Liver Int.* 2015;35:2408-15.

Nutman A, Chodick G, **Shalev V**. The potential effects of implementing the 2013 ACC/AHA cholesterol guidelines on the use of statins in a large health maintenance organization in Israel. *Value in Health Regional Issues* 2015;7:22-26.

Grams ME, Sang Y, Levey AS, Matsushita K, Ballew S, Chang AR, Chow EK, Kasiske BL, Kovesdy CP, Nadkarni GN, **Shalev V**, Segev DL, Coresh J, Lentine KL, Garg AX; Chronic Kidney Disease Prognosis Consortium. Kidney-Failure Risk Projection for the Living Kidney-Donor Candidate. *N Engl J Med.* 2016;374:411-421.

Weil C, Nwankwo C, Friedman M, Kenet G, Chodick G, **Shalev V**. Epidemiology of hepatitis C virus infection

in a large Israeli health maintenance organization. *J Med Virol.* 2016;88:1044-50.

Sharman Moser S, Yu J, Goldshtein I, Ish-Shalom S, Rouach V, **Shalev V**, Modi A, Chodick G. Cost and Consequences of Nonadherence With Oral Bisphosphonate Therapy: Findings From a Real-World Data Analysis. *Ann Pharmacother.* 2016;50:262-269

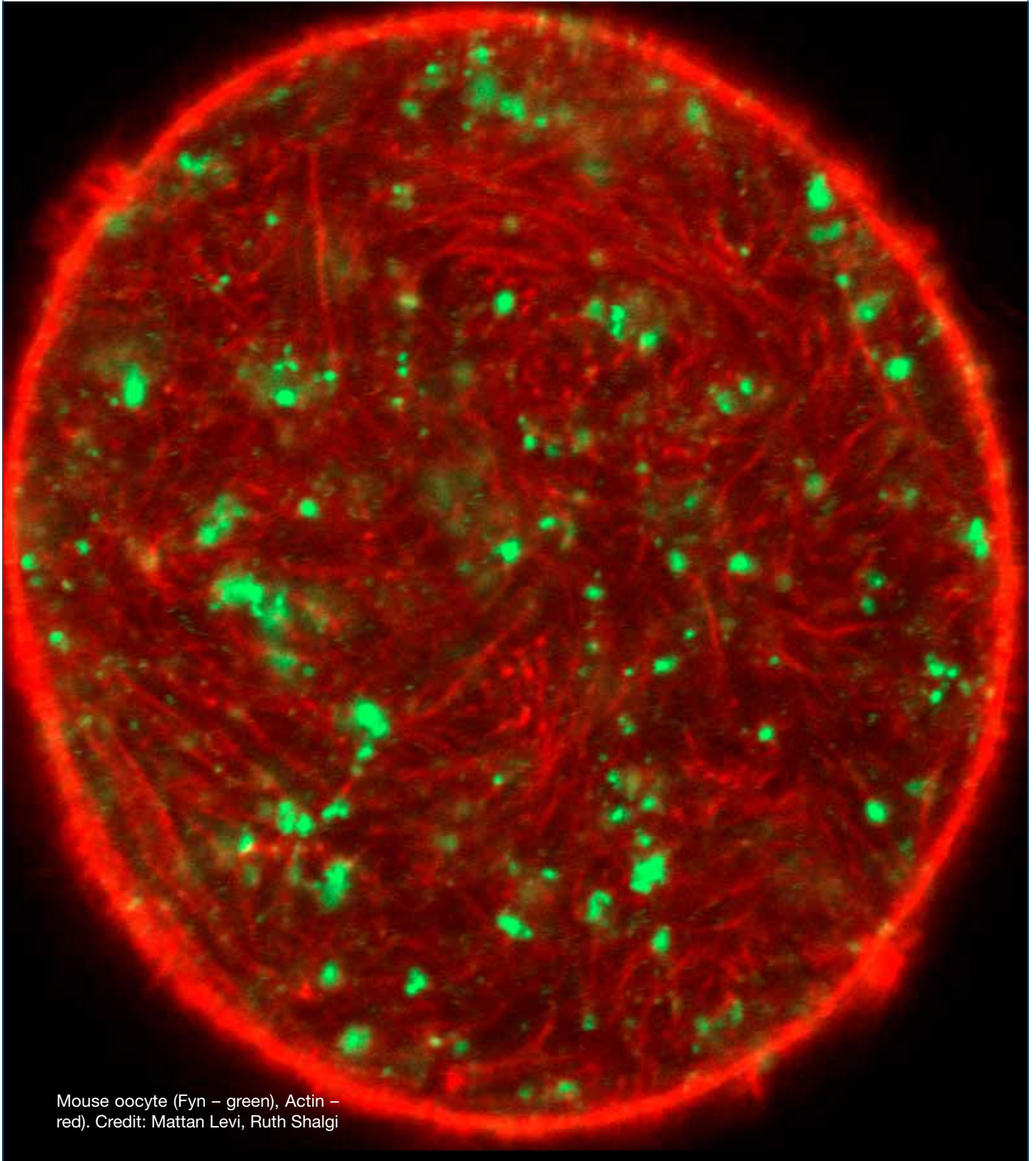
Goldshtein I, **Shalev V**, Zigman N, Chodick G, Levkovitch-Verbin H. The Maccabi Glaucoma Study: Treatment Patterns and Persistence With Glaucoma Therapy in a Large Israeli Health Maintenance Organization. *J Glaucoma.* 2016;25:e386-91.

Kinar Y, Kalkstein N, Akiva P, Levin B, Half EE, Goldshtein I, Chodick G, **Shalev V**. Development and validation of a predictive model for detection of colorectal cancer in primary care by analysis of complete blood counts: a binational retrospective study. *J Am Med Inform Assoc.* 2016;0:1-12

Goldstein D, Chodick G, **Shalev V**, Thorsted BL, Elliott L, Karasik A. Use of Healthcare Services Following Severe Hypoglycemia in Patients with Diabetes: Analysis of Real-World Data. *Diabetes Therapy*

Yu J, Goldshtein I, **Shalev V**, Chodick G, Ish-Shalom S, Sharon O, Modi A. Renal Impairment Among Postmenopausal Women With Osteoporosis From a Large Health Plan in Israel. *Archives of Osteoporosis Archives of Osteoporosis* 2015;10:

Reproduction



Mouse oocyte (Fyn – green), Actin – red). Credit: Mattan Levi, Ruth Shalgi



Prof. Ariel Hourvitz, M.D., MHA

IVF Unit, Department of Obstetrics and Gynecology, Chaim Sheba Medical Center, Tel-Hashomer, Israel; Obstetrics and Gynecology, Sackler Faculty of Medicine



TEL AVIV UNIVERSITY



ariel.hourvitz@sheba.health.gov.il

Folliculogenesis and Ovulation in the Human Ovary – Fertility Treatments and Control

Positions

Associate Professor, Obstetrics and Gynecology, Sackler Faculty of Medicine

Senior Physician, IVF Unit

Director Reproduction Laboratory, Sheba Medical Center

Lab Director

Dr. Yuval Yung, Ph.D.

Email: yuval.yung@sheba.health.gov.il

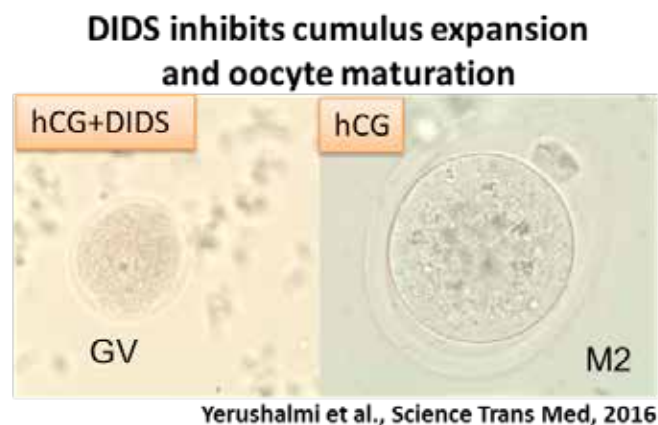
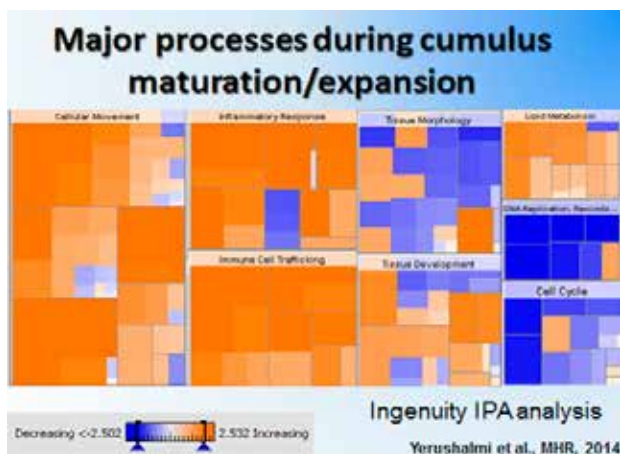
Research

Our laboratory's aim is the molecular characterization of the ovulatory cascade in the human ovary. We undertook to systematically identify novel ovulation-associated genes. Differentially expressed candidate genes ($n = 1746$) were identified by comparing the transcriptome of cumulus granulosa cells from compact pre-ovulatory germinal vesicle (GV) cumulus oocyte complexes with those of expanded post-ovulatory Metaphase II COCs. We assumed that differentially expressed genes likely serve as regulators of ovulation, cumulus expansion, and/or

oocyte maturation. To complete the identification of factors involved in the ovulatory process, we generated a library of global miRNAs involved in this process, and by bioinformatics tools link the ovulatory miRNA library with the mRNA library. The bioinformatics analysis enables us to identify new regulatory mechanisms responsible for the oocyte maturation process and ovulation.

The resulting database provides unprecedented insight into the processes and pathways involved in follicular maturation and ovulation. This effort led us to identify and characterize several new genes involved in the human ovulatory process such as sFRP4, ADAMTS-1, Decorin and Lumican. Recently, prompted by the observation that prostaglandin transporter (PGT) constitutes a highly expressed peri-ovulatory transcript, we set out to investigate the physiological role of this key transporter protein in the ovulatory process. We were able to show that PGT is an indispensable mediator of ovulation, the inhibitors of which may constitute potential novel candidates for non-hormonal contraception (Science Translational Medicine, 2016).

These studies will contribute significantly to the understanding of the complex process of ovulation in



human which is central to the reproductive processes. The implications of improved understanding of this process may contribute to further development of strategies for in vitro maturation of oocytes and follicles, improve IVF success rates especially in difficult clinical conditions. Genes that their expression levels correlate with oocytes clinical outcome can be future markers for oocyte quality and selection. Elucidating new human ovulatory genes may contribute to our understanding of infertility conditions such as anovulation, and development of novel strategies for fertility control.

Publications

Wiser A, Gilbert A, Nahum R, Orvieto R, Haas J, **Hourvitz A**, Weissman A, Younes G, Dirnfeld M, Hershko A, Shulman A, Tsafrir A, Holzer H, Shalom-Paz E, Tulandi T. Effects of treatment of ectopic pregnancy with methotrexate or salpingectomy in the subsequent IVF cycle. *Reprod Biomed Online*. 2013;26(5):449-5.

Farhi A, Reichman B, Boyko V, **Hourvitz A**, Ron-El R, Lerner-Geva L. Maternal and neonatal health outcomes following assisted reproduction. *Reprod Biomed Online*. 2013;26(5):454-61.

Dekel-Naftali M, Aviram-Goldring A, Litmanovitch T, Shamash J, Yonath H, **Hourvitz A**, Yung Y, Brengauz M, Schiff E, Rienstein S. Chromosomal integrity of human preimplantation embryos at different days post fertilization. *J Assist Reprod Genet*. 2013;30(5):633-48.

Kedem A, Yerushalmi GM, Maman E, Hemi R, Hanochi M, **Hourvitz A**. What is the optimal threshold of serum Anti-Müllerian hormone (AMH) necessary for IVM treatments? *J Assist Reprod Genet*. 2013;30(6):745-51.

Kedem A, **Hourvitz A**, Yung Y, Shalev L, Yerushalmi GM, Kanety H, Hanochi M, Maman E. Anti-Müllerian hormone (AMH) down-regulation in late antral stages is impaired in PCOS patients. A study in normo-ovulatory and PCOS patients undergoing In-vitro maturation (IVM) treatments. *Gynecol Endocrinol*. 2013;29(7):651-6.

Farhi A, Reichman B, Boyko V, Mashiach S, **Hourvitz A**, Margalioth EJ, Levran D., Calderon I, Orvieto R, Ellenbogen A, Meyerovitch J, Ron-El R, Lerner-Geva L. Congenital malformations in infants conceived following assisted reproductive technology in comparison with spontaneously conceived infants. *J Matern Fetal Neonatal Med*. 2013;26 (12):1171-9.

Kedem A, Haas J, Geva LL, Yerushalmi G, Gilboa Y, Kanety H, Hanochi M, Maman E, **Hourvitz A**. Ongoing pregnancy rates in women with low and extremely low AMH levels. A multivariate analysis of 769 cycles. *PLoS One*. 2013;8(12):e81629.

Yung Y, Maman E, Ophir L, Rubinstein N, Barzilay E, Yerushalmi GM, **Hourvitz A**. Progesterone antagonist, RU486, represses LHCGR expression and LH/hCG signaling in cultured luteinized human mural granulosa cells. *Gynecol Endocrinol*. 2014;30(1):42-7.

Gat I, Toren A, **Hourvitz A**, Raviv G, Band G, Baum M, Lerner-Geva L, Inbar R, Madgar I. Sperm preservation by electroejaculation in adolescent cancer patients. *Pediatr Blood Cancer*. 2014;61(2):286-90.

Bahar-Shany K, Brand H, Sapoznik S, Jacob-Hirsch J, Yung Y, Korach J, Perri T, Cohen Y, **Hourvitz A**, Levanon K. Exposure of fallopian tube epithelium to follicular fluid mimics carcinogenic changes in precursor lesions of serous papillary carcinoma. *Gynecol Oncol*. 2014;132(2):322-7.

Ophir L, Yung Y, Maman E, Rubinstein N, Yerushalmi GM, Haas J, Barzilay E, **Hourvitz A**. Establishment and validation of a model for non-luteinized human mural granulosa cell culture. *Mol Cell Endocrinol*. 2014;384(1-2):165-74.

Haas J, Ophir L, Barzilay E, Yerushalmi GM, Yung Y, Kedem A, Maman E, **Hourvitz A**. GnRH Agonist vs. hCG for Triggering of Ovulation - Differential Effects on Gene Expression in Human Granulosa Cells. *PLoS One*. 2014;9(3):e90359.

Haas J, Kedem A, Machtinger R, Dar S, **Hourvitz A**, Yerushalmi G, Orvieto R. HCG (1500IU) administration on day 3 after oocytes retrieval, following GnRH-agonist trigger for final follicular maturation, results in high sufficient mid luteal progesterone levels - a proof of concept. *J Ovarian Res*. 2014;7(1):35.

Haas J, **Hourvitz A**, Dor J, Elizur S, Yinon Y, Barzilay E, Shulman A. Perinatal outcome of twin pregnancies after early transvaginal multifetal pregnancy reduction. *Fertil Steril*. 2014 May;101(5):1344-8.

Kedem A, Tsur A, Haas J, Yerushalmi GM, **Hourvitz A**, Machtinger R, Orvieto R. Is the modified natural in vitro fertilization cycle justified in patients with "genuine" poor response to controlled ovarian hyperstimulation? *Fertil Steril*. 2014;101(6):1624-8.

Yerushalmi GM, Salmon-Divon M, Yung Y, Maman E, Kedem A, Ophir L, Elemento O, Coticchio G, Dal Canto M, Mignini Renzini M, Fadini R, **Hourvitz A**. Characterization of the human cumulus cell transcriptome during final follicular maturation and ovulation. *Mol Hum Reprod*. 2014 Aug;20(8):719-35.

Meirow D, Raanani H, Maman E, Paluch-Shimon S, Shapira M, Cohen Y, Kuchuk I, **Hourvitz A**, Levron J, Mozer-Mendel M, Brengauz M, Biderman H, Manela D, Catane R, Dor J, Orvieto R, Kaufman B. Tamoxifen co-administration during controlled ovarian hyperstimulation for in vitro fertilization in breast cancer patients increases the safety of fertility-preservation treatment strategies. *Fertil Steril*. 2014;102(2):488-495.E3.

Haas J, Baum M, Meridor K, Hershko-Klement A, Elizur S, **Hourvitz A**, Orvieto R, Yinon Y. Is severe OHSS associated with adverse pregnancy outcomes? Evidence from a case-control study. *Reprod Biomed Online*. 2014;29(2):216-21.

Barzilay E, Yung Y, Shapira L, Haas J, Ophir L, Yerushalmi GM, Maman E, **Hourvitz A**. Differential expression of poliovirus receptor, regulator of G-protein signaling 11 and erythrocyte protein band 4.1-like 3 in human granulosa cells during follicular growth and maturation. *Gynecol Endocrinol*. 2014;30(9):660-3.

Yung Y, Aviel-Ronen S, Maman E, Rubinstein N, Avivi C, Orvieto R, **Hourvitz A**. Localization of Luteinizing Hormone Receptor Protein in the Human Ovary. *Mol Hum Reprod*. 2014;20:844-9.

Levron Y, Dviri M, Segol I, Yerushalmi GM, **Hourvitz A**, Orvieto R, Mazaki-Tovi S, Yinon Y. The "immunological theory" of preeclampsia revisited: a lesson from donor oocyte gestations. *Am J Obstet Gynecol*. 2014;211(4):383.e1-5.

Haas J, **Hourvitz A**, Dor J, Yinon Y, Elizur S, Mazaki-Tovi S, Barzilay E, Shulman A. Pregnancy outcome of early multifetal pregnancy reduction: triplets to twins versus triplets to singletons. *Reprod Biomed Online*. 2014 Dec;29(6):717-21.

B1-85 Kedem A, Yung Y, Yerushalmi GM, Haas J, Maman E, Hanochi M, Hemi R, Orvieto R, Dor J, **Hourvitz A**. Anti Müllerian Hormone (AMH) level and expression in mural and cumulus cells in relation to age. *J Ovarian Res*. 2014;7(1):113.

Haas J, Zilberberg E, Machtinger R, Kedem A, **Hourvitz A**, Orvieto R. Do poor-responder patients benefit from increasing the daily gonadotropin dose during controlled ovarian hyperstimulation for IVF? *Gynecol Endocrinol*. 2015;31(1):79-82.

Lande Y, Seidman DS, Maman E, Baum M, **Hourvitz A**. Why do couples discontinue unlimited free IVF treatments? *Gynecol Endocrinol*. 2015;31(3):233-6.

Hourvitz A, Yerushalmi GM, Maman E, Raanani H, Elizur S, Brengauz M, Orvieto R, Dor J, Meirow D. Combination of ovarian tissue harvesting and immature oocyte collection for fertility preservation increases preservation yield. *Reprod Biomed Online*. 2015;31(4):497-505.

Sapoznik S, Bahar-Shany K, Brand H, Pinto Y, Gabay O, Glick-Saar E, Dor C, Zadok O, Barshack I, Zundeleovich A, Gal-Yam EN, Yung Y, **Hourvitz A**, Korach J, Beiner M, Jacob J, Levanon EY, Barak M, Aviel-Ronen S, Levanon K. Activation-Induced Cytidine Deaminase Links Ovulation-Induced Inflammation and Serous Carcinogenesis. *Neoplasia*. 2016;18(2):90-9.

Gil M. Yerushalmi*, Svetlana Markman*, Yuval Yung, Ettie Maman, Sarit Aviel-Ronen, Raoul Orvieto, Eli Y. Adashi, and **Hourvitz A**. The prostaglandin transporter (PGT) as a potential mediator of ovulation. *Science Translational Medicine*. 2016;8(338):338ra68.

Abdallah Mansur, Michal Adir, Gil Yerushalmi, **Hourvitz A**, Hila Gitterman, Yuval Yung, Raoul Orvieto, Ronit Machtinger. Does BPA Alter Steroid Hormone Synthesis in Human Granulosa Cells In Vitro? *Human Reproduction*. 2016;31(7):1562-9.

Jigal Haas, Libby Ophir, Eran Barzilay, Ronit Machtinger, Yuval Yung, Raoul Orvieto*, **Hourvitz A***. Standard hCG vs. double trigger for final oocyte maturation results in different granulosa cells gene expressions. *Fertil Steril*. 2016;106(3):653-659.

Haas J, Barzilay E, **Hourvitz A**, Dor J, Lipitz S, Yinon Y, Shlomi M, Shulman A. Outcome of early versus late multifetal pregnancy reduction. *Reprod Biomed Online*. 2016. pii: S1472-6483(16)30463-1.

Lerner-Geva L, Boyko V, Ehrlich S, Mashiach S, **Hourvitz A**, Haas J, Margalioth E, Levran D, Calderon I, Orvieto R, Ellenbogen A, Meyerovitch J, Ron-El R, Farhi A. Possible risk for cancer among children born following assisted reproductive technology in Israel. *Pediatr Blood Cancer*. 2016.



Fertility Preservation Research and Clinical Center

Positions

Fertility Preservation Center, Reproduction IVF, Division of Obstetrics and Gynecology, Sheba Medical Center and Tel Aviv University.

President, International Society for Fertility Preservation (ISFP) <http://www.isfp-fertility.org/>

Research

Our research center is specialized in fertility preservation. We have a fully equipped basic research laboratory, together with a large clinical database with a significant number of incoming patients. This makes our research center unique for high quality basic research with clinical relevancy. Our research focuses on:

- Ovarian follicle research and the biological clock.
- Cryopreservation / transplantation of ovarian tissue and IVF.
- The effects of toxic agents and chemotherapy on reproduction and gametes.
- Modalities and agents that protect the gametes and prevent toxic damage.
- Genetic injury to the gametes.
- Methods to detect cancer cells in tissue.
- Endometrial receptivity.
- Interpreting cancer patients' information regarding endocrine, reproductive and psychological effects.

Publications

Meiorow D, Ra'anani H, Shapira M, et al (2016). Transplantations of frozen-thawed ovarian tissue demonstrate high reproductive performance and the need to revise restrictive criteria. *Fertil Steril.* 106(2):467-74.

Roness H, Kashi O, **Meiorow D** (2016). Prevention of chemotherapy-induced ovarian damage. *Fertil Steril.* 105(1):20-9.

Carrillo L, Seidman DS, Cittadini E, **Meiorow D** (2016). The role of fertility preservation in patients with endometriosis. *J Assist Reprod Genet*;33(3):317-23.

Meiorow D, Roness H, Kristensen SG, Andersen CY (2015). Optimizing outcomes from ovarian tissue cryopreservation and transplantation; activation versus preservation. *Hum Reprod.* 30(11):2453-6

Shapira M, Raanani H, **Meiorow D** et al (2015). BRCA mutation carriers show normal ovarian response in in vitro fertilization cycles. *Fertil Steril.* 104(5):1162-7.

Perri T, **Meiorow D**, Ben-Baruch G, Korach J et al (2015). Fertility treatments and invasive epithelial ovarian cancer risk in Jewish Israeli BRCA1 or BRCA2 mutation carriers. *Fertil Steril.* 103(5):1305-12.

Gavish Z, Roness H, **Meiorow D** et al (2015). Follicle activation and 'burn-out' contribute to post-transplantation follicle loss in ovarian tissue grafts: the effect of graft thickness. *Hum Reprod.* 30(4):1003.

Shapira M, Raanani H, Cohen Y, **Meiorow D** (2014). Fertility preservation in young females with hematological malignancies. *Acta Haematol.* 132(3-4):400-13.

Meiorow D, Raanani H, Kaufman B et al (2014). Tamoxifen co-administration during controlled ovarian hyperstimulation for in vitro fertilization in breast cancer patients increases the safety of fertility-preservation treatment strategies. *Fertil Steril.* 102(2):488-495.e3.

Roness H, Kalich-Philosoph L, **Meiorow D** (2014). Prevention of chemotherapy-induced ovarian damage: possible roles for hormonal and non-hormonal attenuating agents. *Hum Reprod Update.* 20(5):759-74.

Meiorow D, Ra'anani H, Biderman H (2014). Ovarian tissue cryopreservation and transplantation: a realistic, effective technology for fertility preservation. *Methods Mol Biol.* 1154:455-73.

Roness H, Gavish Z, **Meirow D** et al (2013). Ovarian follicle burnout: a universal phenomenon? *Cell Cycle*. 12(20):3245-6.

Kalich-Philosoph L, Roness H, Sredni B, **Meirow D** et al (2013). Cyclophosphamide triggers follicle activation and “burnout”; AS101 prevents follicle loss and preserves fertility. *Sci Transl Med*. 2013 5(185):185.

Chung K, Donnez J, Ginsburg E, **Meirow D** (2013). Emergency IVF versus ovarian tissue cryopreservation: decision making in fertility preservation for female cancer patients. *Fertil Steril*. 99(6):1534-42.

Stem Cells & Regenerative Medicine



An artist's view of how single-cell clones represented by a specific color emerge during kidney development, maintenance, and regeneration. Credit: Dekel Lab, Pediatric Stem Cell Research Institute, Sheba Medical Center.



Prof. Benjamin Dekel, M.D., Ph.D.

Division of Pediatric Nephrology, Pediatric Stem Cell Research Institute, Edmond and Lily Safra Children's Hospital, Sheba Medical Center
Sackler Faculty of Medicine



TEL AVIV UNIVERSITY



Binyamin.Dekel@sheba.health.gov.il

From Developmental Biology to Normal and Cancer Stem Cells to Novel Therapeutics

Positions

Head, Pediatric Stem Cell Research Institute, Sheba Medical Center

Director, Division of Pediatric Nephrology, Sheba Medical Center

Associate Professor, Dept. of Pediatrics, Sackler Faculty of Medicine

Adjunct Faculty, Dept. of Human Molecular Genetics & Biochemistry, Sackler Faculty of Medicine

Member, American Society of Clinical Investigation

President, Israel Stem Cell Society

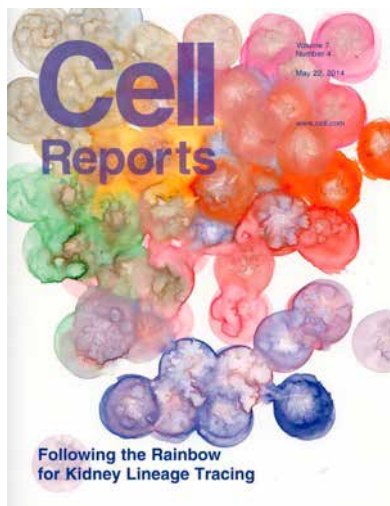
Research

Our laboratory takes a multi-disciplinary approach including genetics, genomics, molecular biology, biochemistry, and the development of preclinical human-mouse models to cast light on fundamental problems of kidney developmental biology, tissue regeneration, and cancer; while, at the same time, holding promise for novel disease therapies. Our central hypothesis is that *normal and transformed tissue stem cells* drive these processes and therefore we aim to discover such cells and study their molecular mechanisms. In the field of human kidney development and pediatric renal cancer (Wilms tumor), we have pioneered the identification and isolation of normal and malignant renal stem/progenitor cells and have shown how these novel cell types are of relevance to human disease; on one hand utilization of the normal stem cells in tissue repair and regeneration and on the other hand development of targeted therapy against cancer stem cells and tumor eradication. These bench discoveries have been fundamental to translation to bedside; our approach for tumor stem cell eradication has already sparked a multicenter clinical trial for the treatment of patients with relapsing Wilms' tumors.

Publications

Bussolati B, **Dekel B**, Azzarone B, Camussi G. Human renal cancer stem cells. *Cancer Lett.* 2013;338(1):141-6.

Pode-Shakked N, Shukron R, Bahar S, Pri-Chen S, Tsvetkov P, Goldstein RS, Rom-Gross E, Mor Y, Fridman E, Goldmacher VS, Harari-Steinberg O, Mark-Danieli M, **Dekel B**. Isolation and characterization of renal cancer initiating cells in Wilms tumor xenografts unveils new therapeutic targets. *EMBO Mol Med.* 2013;5(1):18-37.



The cover illustration shows how single-cell clones emerge during development, maintenance, and repair to generate a multicolored kidney. *Dekel and colleagues* report that continued growth of the mammalian kidney in adulthood is performed by lineage-restricted clonal progeny that continuously add new epithelial cells to each segment of the kidney and are responsive to Wnt signaling. Lineage-restricted progenitors are also observed in development after renal epithelial induction and during acute renal injury. Rainbow mice, which express one of four alternative fluorescent reporters in each cell, allow genetic lineage tracing of individual clones.

Accompanying Focus Article: The Stem and Roots of Wilms Tumor, <http://dx.doi.org/10.1002/emmm.201202173>.

Vivante A, Mark-Danieli M, Davidovits M, Harari-Steinberg O, Omer D, Gnatek Y, Cleper R, Landau D, Kovalski Y, Weissman I, Eisenstein I, Soudack M, Wolf HR, Issler N, Lotan D, Anikster Y, **Dekel B**. Renal hypodysplasia associates with a WNT4 variant that causes aberrant canonical WNT signaling. *J Am Soc Nephrol*. 2013;24(4):550-8.

Harari-Steinberg O* Metsuyanin S*, Omer D, Gnatek Y, Gershon R, Pri-Chen S, Ozdemir DD, Lerenthal Y, Noiman T, Ben-Hur H, Vaknin Z, Schenider DF, Aronow BJ, Goldstein RS, Buzhor E, Hohenstein P, **Dekel B**. Identification of human nephron progenitors capable of generation of kidney structures and functional repair of chronic renal disease. *EMBO Mol Med* 2013;5(10):1556-68.

Buzhor E, Omer D, Harari-Steinberg O, Vax E, Metsuyanin S, Noiman T, Goldstein RS, **Dekel B**. Re-activation of NCAM1 defines a sub-population of human adult kidney epithelial cells with clonogenic and stem/progenitor properties. *Am J Pathol* 2013;183(5):1621-33.

Omer D, Harari-Steinberg O, Pleaniceanu O, Buzhor E, Metsuyanin S, Goldstein RS, **Dekel B**. Chromatin-modifying agents reactivate embryonic renal stem/progenitor genes in human adult kidney epithelial cells but abrogate dedifferentiation and stemness. *Cell Reprogram* 2013;15(4):281-92.

Pode B, Bunjanover Y, **Dekel B**, Anikster Y. The bitterness of Glucose/Galactose: Novel mutations in the SLC5A1 gene. *J Pediatr Gastroenterol Nutr* 2014;58(1):57-60.

Shukrun R, Vivante A, Pleaniceanu O, Vax E, Anikster Y, **Dekel B****, Lotan D**. A human integrin- α 3 mutation confers major renal developmental defects. *PLoS One*. 2014 12;9(3):e90879. **Equal senior authors, corresponding author (Dekel B)

Rinkevich Y, Montoro DT, Contreras-Trujillo H, Harari-Steinberg O, Newman AM, Lim X, Van-Amerongen R, Bowman A, Tsai JM, Nusse R, Longaker MT, *Weissman IL, ***Dekel B**. *In vivo* Clonal Analysis Reveals Lineage-Restricted Progenitor Characteristics in Mammalian Kidney Development, Maintenance and Regeneration. *Cell Reports*, 2014;7(4):1270-83 (*equal last authors).

Urbach A, Yermalovich A, Zhang J, Spina CS, Zhu H, Perez-Atayde AR, Shukrun R, Charlton J, Sebire N, Mifsud W, **Dekel B**, Pritchard-Jones K, Daley GQ. Lin28 sustains early renal progenitors and

induces Wilms tumor. *Genes and Development*, 2014;28(9):971-82.

Shukrun R; Pode-Shakked N; Pleaniceanu O, Omer D, Vax E, Pri-Chen S, Hu Q, Harari-Steinberg O, Huff V, **Dekel B**. Wilms' tumor blastemal stem cells dedifferentiate to propagate the tumor bulk. *Stem Cell Reports*. 2014;3(1):24-33.

Schlingmann KP, Ruminska J, Kaufmann M, Dursun I, Patti M, Kranz B, Pronicka E, Ciara E, Akcay T, Bulus D, Cornelissen EA, Gawlik A, Sikora P, Patzer L, Galiano M, Boyadzhiev V, Dumic M, Vivante A, Kleta R, **Dekel B**, Levtchenko E, Bindels RJ, Rust S, Forster IC, Hernando N, Jones G, Wagner CA, Konrad M. Autosomal-Recessive Mutations in SLC34A1 Encoding Sodium-Phosphate Cotransporter 2A Cause Idiopathic Infantile Hypercalcemia. *J Am Soc Nephrol*. 2016 Feb;27(2):604-14.89.

Romagnani P, Rinkevich Y, **Dekel B**. Current lineage tracing methods to study kidney regeneration, their limitations and advantages. *Nat Rev Nephrol*. 2015;11(7):420-31

Sanyal M, Morimoto M, Baradaran-Heravi A, Choi K, Kambham N, Jensen K, Dutt S, Dionis-Petersen KY, Liu LX, Felix K, Mayfield C, **Dekel B**, Bokenkamp A, Fryssira H, Guillen-Navarro E, Lama G, Brugnara M, Lücke T, Olney AH, Hunley TE, Polat AI, Yis U, Bogdanovic R, Mitrovic K, Berry S, Najera L, Najafian B, Gentile M, Nur Semerci C, Tsimaratos M, Lewis DB, Boerkoel CF. Lack of IL7R α expression in T cells is a hallmark of T-cell immunodeficiency in Schimke immuno-osseous dysplasia (SIOD). *Clin Immunol*. 2015 Oct 21;161(2):355-365.

Pode-Shakked N, Pleaniceanu O, Gershon R, Shukrun R, Kanter I, Bucris E, Pode-Shakked B, Tam G, Tam H, Caspi R, Pri-Chen S, Vax E, Katz G, Omer D, Harari-Steinberg O, Kalisky T, **Dekel B**. Dissecting Stages of Human Kidney Development and Tumorigenesis with Surface Markers Affords Simple Prospective Purification of Nephron Stem Cells. *Sci Rep*. 2016;6:23562.

Gilboa Y, Perlman S, Pode-Shakked N, Pode-Shakked B, Shrim A, Azaria-Lahav E, **Dekel B**, Yonath H, Berkenstadt M, Achiron R. Prenatal diagnosis of 17q12 deletion syndrome: from fetal hyperechogenic kidneys to high risk for autism. *Prenat Diagn*. 2016 36(11):1027-1032.

Perlman S, Lotan D, **Dekel B**, Kivilevitch Z, Hazan Y, Achiron R, Gilboa Y. Prenatal compensatory renal growth in unilateral renal agenesis. *Prenat Diagn*. 2016;36(11):1075-1080.

Pleniceanu O, Shukrun R, Omer D, Vax E, Pode-Shakked N, Alfandari H, Kanter I, Kalisky T, Vard-Bloom N, Nagler A, Harari-Steinberg O, Arbiser J, **Dekel B**. PPAR is central to initiation and propagation of human angiomyolipoma suggesting its potential as a therapeutic target. *EMBO Mol Med* 2017, In Press.

Reviews and chapters

Pleancianu O, **Dekel B**. Book chapter: Stem Cells in Fetal Tissue (The Kidney as a Model) in *Human Fetal Tissue Transplantation*, Battacharya Ed. Springer-Verlag London 2013.

Shukrun R, Pode Shakked N, **Dekel B**. Targeted therapy aimed at cancer stem cells: Wilms' tumor as an example. *Pediatr Nephrol*. 2014; 29(5):815-23.

Dziedzic K, Pleniceanu O, **Dekel B**. Kidney stem cells in development, regeneration and cancer. (Invited Review). *Semin Cell Dev Biol*. *Semin Cell Dev Biol*. 2014;36:57-65

Pleancianu O, **Dekel B**. Book chapter: Renal Stem Cells in *Oxford Textbook of Clinical Nephrology* (4th edition, Chief Ed. Neil Turner). Oxford University Press 2015.

Pleancianu O, Dziedzic K, **Dekel B**. From embryonic rudiments to renal stem/progenitor cells in *Kidney Development, Disease, Repair and Regeneration*, 1st Edition (Ed. Little MH). Elsevier 2015.

Dekel B. The ever expanding kidney repair shop (Invited Editorial). *J Am Soc Nephrol*. *J Am Soc Nephrol*. 2016;27(6):1579-8



Dr. Shoshana Greenberger, M.D., Ph.D.

Department of Dermatology
Sackler Faculty of Medicine



TEL AVIV UNIVERSITY



shoshana.greenberger@sheba.health.gov.il

Laboratory for the Research of Skin Disease

Positions

Senior Lecturer, Sackler Faculty of Medicine

Director, Pediatric Dermatology Service, Lili Hospital, Sheba Children's Edmond Safra & Medical Center

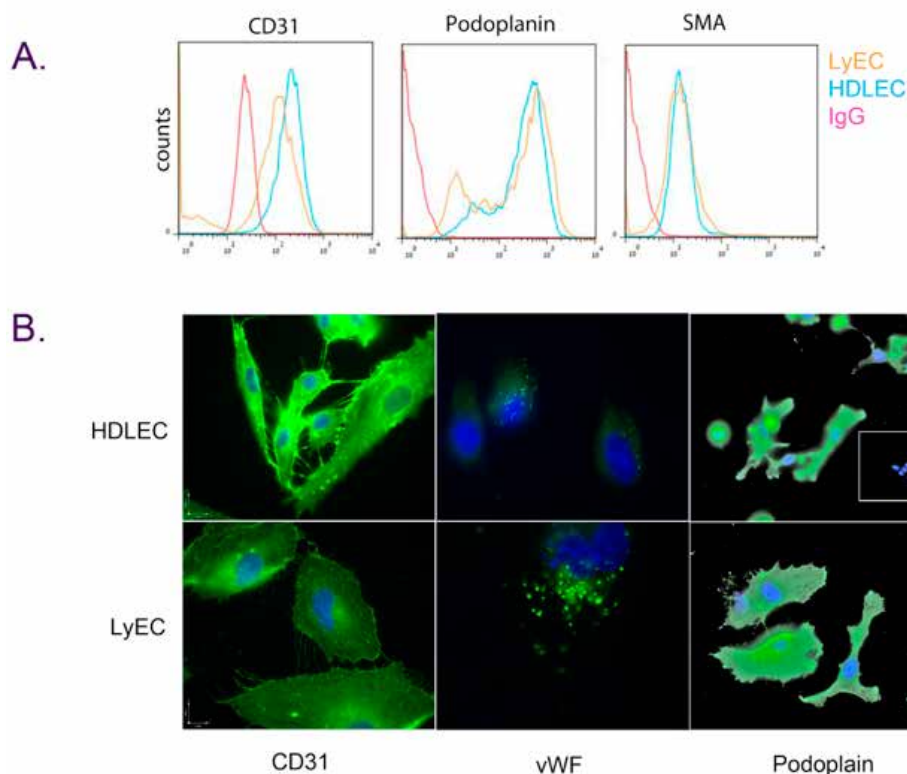
Lab aMnager

Dr. Gil Leichner Ph.D.

Research

We study skin diseases with a focus on angiogenesis and lymphangiogenesis. Deficiency in development or function of the vascular or lymphatic vasculature causes various anomalies in humans, and active

angiogenesis and lymphangiogenesis play a significant role in tumor metastasis. The presence of vascular anomalies can cause emotional and social problems. Moreover, some malformations are painful or even life-endangering. Current treatments for these diseases do not achieve optimal results. The goal of my research is to isolate and characterize the endothelial cells, the major cellular component of the vascular malformations in order to develop targeted therapy for these lesions. We apply cutting-edge technologies including molecular biology, and microarray analysis to characterize the molecular paths that regulate the endothelium development. Other areas studied in the lab are editing in psoriasis and Cutaneous graft versus host disease



Isolation and characterization of endothelial cells from lymphatic malformations. FACS (A) and immunofluorescence analyses shows pure lymphatic endothelium phenotype with reduced expression of the differentiation marker CD31.

Publications

Padeh S, Gerstein M, **Greenberger S**, Berkun Y. Chronic chilblains: the clinical presentation and disease course in a large paediatric series. *Clin Exp Rheumatol*. 2013.

Baum S, Gilboa S, **Greenberger S**, Pavlotsky F, Trau H, Barzilai A. Adjuvant Rituximab Therapy in Pemphigus: A Single-Center Experience of 18 Cases. *J Dermatolog Treat*. 2013.

Greenberger S, Berkun Y, Ben-Zeev B, Levi YB, Barzilai A, Nissenkorn A. Dermatologic manifestations of ataxia-telangiectasia syndrome. *J Am Acad Dermatol*. 2013;68(6):932-

Greenberger S, Bischoff J. Pathogenesis of infantile haemangioma. *Br J Dermatol*. 2013.

Jacoby E, Barzilai A, Laufer J, Pade S, Anikster Y, Pinhas-Hamiel O, **Greenberger S**. Neonatal Hyperpigmentation – Diagnosis of Familial Glucocorticoid Deficiency with a Novel Mutation in MC2R. *Pediatr Dermatol*. Accepted for publication

Solomon M, Schwartz E, Pavlotzky F, Sakka N, Barzilai A, **Greenberger S**. *Leishmania tropica* in children: A retrospective study. *J Am Acad Dermatol*. 2014;71(2):271-7.

Vodo D, Sarig O, Peled A, Frydman M, **Greenberger S**, Sprecher E. Autosomal dominant cutis laxa resulting from an intronic mutation in ELN. *Exp Dermatol*. 2015.

Keidan I, Ben-Menachem E, **Greenberger S**. Safety of extravasated sodium bicarbonate. *Resuscitation*. 2015.

Helfand AM, Nouriel A, Zisquit J, Barzilai A, **Greenberger S**. Segmental neurofibromatosis presenting with congenital excessive skin folds. *Dermatol Pract Concept*. 2015;5(2):105-7

Oz-Levi D, Weiss B, Lahad A, **Greenberger S**, Pode-Shakked B, Somech R, Olender T, Tatarsky P, Marek-Yagel D, Pras E, Anikster Y, Lancet D. . Exome sequencing as a differential diagnosis tool: resolving mild trichohepatoenteric syndrome. *Clin Genet*. 2015;87(6):602-3.

Golan T, Messer AR, Amitai-Lange A, Melamed Z, Ohana R, Bell RE, Kapitansky O, Lerman G, **Greenberger S**, Khaled M, Amar N, Albregues J, Gaggioli C, Gonen P, Tabach Y, Sprinzak D, Shalom-Feuerstein R, Levy C. Interactions of Melanoma Cells with Distal Keratinocytes Trigger Metastasis via Notch Signaling Inhibition of MITF. *Mol Cell*. 2015;59(4):664-76.

Unusual forms of cutaneous leishmaniasis due to *Leishmania major*. Solomon M, **Greenberger S**, Baum S, Pavlotsky F, Barzilai A, Schwartz E. *J Eur Acad Dermatol Venereol*. 2016;30(7):1171-5.

Dror S, Sander L, Schwartz H, Sheinboim D, Barzilai A, Dishon Y, Apcher S, Golan T, **Greenberger S**, Barshack I, Malcov H, Zilberberg A, Levin L, Nessling M, Friedmann Y, Igras V, Barzilay O, Vaknine H, Brenner R, Zinger A, Schroeder A, Gonen P, Khaled M, Erez N, Hoheisel JD, Levy C. Melanoma miRNA trafficking controls tumour primary niche formation. *Nat Cell Biol*. 2016;18(9):1006-17.



Prof. Dalit Ben Yosef, Ph.D.

IVF Lab and Wolfe PGD-Stem Cell Lab
Tel Aviv Sourasky Medical Center
Department of Cell and Developmental Biology
Sackler Faculty of Medicine



 dalitb@tlvmc.gov.il



Dr. Hadar Amir, M.D., Ph.D.

 hadaram@tlvmc.



Dr. Yoav Mayshar, Ph.D.

 yoavma@tlvmc.gov.il

hESCs in Development, Genetic Disorders and Cell Therapy

Positions

Dalit Ben Yosef

Director, IVF Lab and Wolfe PGD-Stem Cell Lab, Tel Aviv Sourasky Medical Center

Professor, Department of Cell and Developmental Biology, Sackler Faculty of Medicine

Research

The Wolfe PGD-Stem Cell Lab focuses on studying issues related to early embryonic and developmental processes, genetic disorders and different aspects of cell therapy using our unique collection of PGD-derived human embryonic stem cells (hESCs).

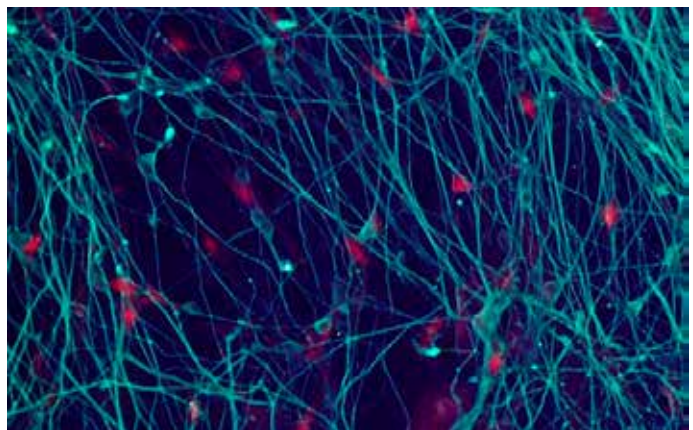
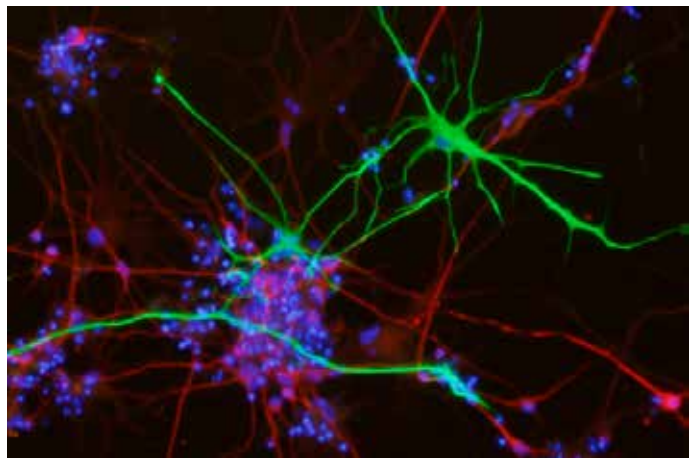
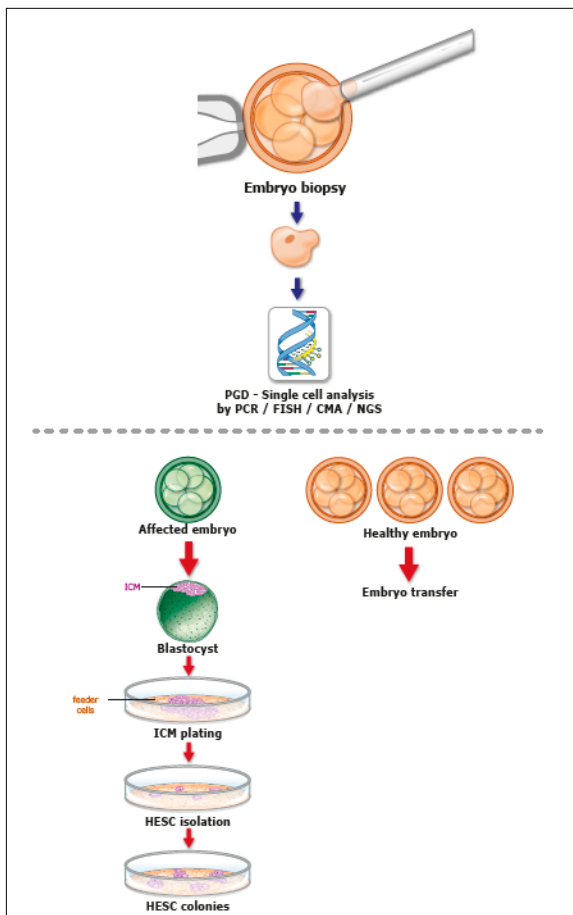
We derive hESCs directly from affected embryos, which are obtained as a by-product of the preimplantation genetic diagnosis (PGD) procedure. PGD is performed for couples at high risk of transmitting a genetic defect and who wish to ensure the birth of a healthy child. It requires in vitro fertilization (IVF), which makes the pre-implantation embryos available for biopsy and single-cell molecular analysis. Following IVF-PGD, embryos diagnosed as being disease-free are

transferred into the uterus for implantation, whereas the affected embryos that would be otherwise discarded are used to establish hESC lines that carry the naturally inherited mutations. This setup provides the benefit of efficient coordination between the generously donated affected embryos and the stem cell lab that focuses on researching these very unique samples. By means of these capabilities, we have already established >50 mutant hESC lines associated with 18 different inherited disorders.

These lines make it possible for us to study the molecular and pathophysiological mechanisms underlying the genetic disease of which they were diagnosed. In addition, since we have a large collection of hESC lines derived under the same conditions, we are able to perform different studies on the pluripotent, genetic and epigenetic properties of these cells.

Publications

Ben-Yosef, D., Boscolo, F. S., Amir, H., Malcov, M., Amit, A., and Laurent, L. C. (2013). Genomic analysis of hESC pedigrees identifies de novo mutations and



Left: HESCs are derived from PGD embryos affected by genetic disorders. Right: Neurons derived from HESCs: A. Neurons (MAP2, red) and glia (GFAP, green) from fragile X HESCs at day 128 of differentiation. B, C Neurons (Tuj1, green) from normal HESCs express FMRP (red) throughout differentiation (B, C: early and late differentiation, respectively). D. Neurons (Tuj1, green) created by transcription factor induced directed differentiation silence FMRP (red) by day 14 (Tuj1neg rat astrocyte feeder cells are labeled; whereas Tuj1pos HESC derived neurons are not).

enables determination of the timing and origin of mutational events. *Cell Rep* 4, 1288-1302.

Gafni, O., Weinberger, L., Mansour, A. A., Manor, Y. S., Chomsky, E., **Ben-Yosef, D.**, Kalma, Y., Viukov, S., Maza, I., Zviran, A., *et al.* (2013). Derivation of novel human ground state naive pluripotent stem cells. *Nature* 504, 282-286.

Telias, M., Segal, M., and **Ben-Yosef, D.** (2013). Neural differentiation of Fragile X human Embryonic Stem Cells reveals abnormal patterns of development despite successful neurogenesis. *Dev Biol* 374, 32-45.

Telias, M., Segal, M., and **Ben-Yosef, D.** (2014). Electrical maturation of neurons derived from human embryonic stem cells. *F1000Res* 3, 196.

Telias, M., and **Ben-Yosef, D.** (2014). Modeling neurodevelopmental disorders using human pluripotent stem cells. *Stem Cell Rev* 10, 494-511.

Telias, M., and **Ben-Yosef, D.** (2015). Neural stem cell replacement: a possible therapy for neurodevelopmental disorders? *Neural Regen Res* 10, 180-182.

Telias, M., Kuznitsov-Yanovsky, L., Segal, M., and **Ben-Yosef, D.** (2015). Functional Deficiencies in Fragile X Neurons Derived from Human Embryonic Stem Cells. *J Neurosci* 35, 15295-15306.

Telias, M., Mayshar, Y., Amit, A., and **Ben-Yosef, D.** (2015). Molecular mechanisms regulating impaired neurogenesis of fragile X syndrome human embryonic stem cells. *Stem Cells Dev* 24, 2353-2365.

Shpiz, A., Kalma, Y., Frumkin, T., Telias, M., Carmon, A., Amit, A., and **Ben-Yosef, D.** (2015). Human embryonic stem cells carrying an unbalanced translocation demonstrate impaired differentiation into trophoblasts: an in vitro model of human implantation failure. *Mol Hum Reprod* 21, 271-280.

Shpiz, A., **Ben-Yosef, D.**, and Kalma, Y. (2016). Impaired function of trophoblast cells derived from

translocated hESCs may explain pregnancy loss in women with balanced translocation (11;22). *J Assist Reprod Genet* 33, 1493-1499.

Bar-El, L., Kalma, Y., Malcov, M., Schwartz, T., Raviv, S., Cohen, T., Amir, H., Cohen, Y., Reches, A., Amit, A., and **Ben-Yosef, D.** (2016). Blastomere biopsy for PGD delays embryo compaction and blastulation: a time-lapse microscopic analysis. *J Assist Reprod Genet* 33, 1449-1457.

Telias, M., Segal, M., and **Ben-Yosef, D.** (2016). Immature Responses to GABA in Fragile X Neurons Derived from Human Embryonic Stem Cells. *Front Cell Neurosci* 10, 121.

Yedid, N., Kalma, Y., Malcov, M., Amit, A., Kariv, R., Caspi, M., Rosin-Arbesfeld, R., and **Ben-Yosef, D.** (2016). The effect of a germline mutation in the APC gene on beta-catenin in human embryonic stem cells. *BMC Cancer* 16, 952.

Malcov M, Gold V, Peleg S, Frumkin T, Azem F, Amit A, **Ben-Yosef D**, Yaron Y, Reches A, Barda S, Kleiman SE, Yogev L, Hauser R. Improving preimplantation genetic diagnosis (PGD) reliability by selection of sperm donor with the most informative haplotype. *Reproductive Biology and Endocrinology*; 15(1):31 2017.

Frumkin T, Peleg S, Gold V, Reches A, Asaf S, Azem F, **Ben-Yosef D**, Malcov M. Complex chromosomal

rearrangement-a lesson learned from PGS. *J. Assisted Reproduction and Genetics*, 2017

Kalma Y, Bar-El L, Asaf-Tisser S, Malcov M, Reches A, Hasson J, Amir Azem F, **Ben-Yosef D.** Optimal timing for blastomere biopsy of 8-cell embryos for preimplantation genetic diagnosis. *Hum. Reprod.* 2017

Frumkin T, Peleg S, Gold V, Reches A, Asaf S, Azem F, **Ben-Yosef D**, Malcov M. Complex chromosomal rearrangement-a lesson learned from PGS. *J Assist Reprod Genet.* 2017

Grants

2017-2018	Leo Mintz Faculty Grant
2015-2017	Or Shapira Fund
2015-2017	Israel Cancer Research Foundation (ICRF)
2014-2017	Israel Ministry of Health
2016-2017	Dhalia Greidinger Anti-Cancer Research Fund (Dr. Mayshar)
2015-2018	Israel Science Foundation, ISF (Dr. Amir)