

**TEL AVIV UNIVERSITY**  
Pursuing the Unknown

# Sackler Faculty of Medicine **Preclinical Research 2020**

# Sections

<b>Cancer and Molecular Therapies</b>	<b>8</b>
<b>Cardiovascular Research and Diseases</b>	<b>37</b>
<b>Dental Health and Medicine</b>	<b>49</b>
<b>Diabetes, Metabolic and Endocrine Diseases</b>	<b>58</b>
<b>Genomics &amp; Personalized Medicine</b>	<b>72</b>
<b>Hearing, Language &amp; Speech Sciences and Disorders</b>	<b>92</b>
<b>Infectious Diseases</b>	<b>112</b>
<b>Inflammatory and Autoimmune Diseases</b>	<b>131</b>
<b>Medical Education and Ethics</b>	<b>142</b>
<b>Nervous System and Brain Disorders</b>	<b>148</b>
<b>Nursing, Occupational and Physical Therapy</b>	<b>192</b>
<b>Public Health</b>	<b>229</b>
<b>Reproduction, Development and Evolution</b>	<b>257</b>
<b>Stem Cells, Regenerative Medicine and Aging</b>	<b>274</b>

## Cover images (from bottom left, clockwise):

**Image 1:** Human embryonic stem cell derived cardiomyocytes stained with fluorescent antibodies. The cardiac marker alpha-actinin (green), calcium channel modulator, Ahnak1 (red) – Shimrit Oz, Nathan Dascal.

**Image 2:** Islet of Langerhans containing insulin-producing beta-cells (green) and glucagon-producing alpha-cells (red) – Daria Baer, Limor Landsman.

**Image 3:**  $\beta$ -catenin in *C. elegans* vulva – Michal Caspi, Limor Broday, Rina Rosin-Arbesfeld.

**Image 4:** Stereocilia of a sensory outer hair cell from a mouse inner ear – Shaked Shivatzki, Karen Avraham.

**Image 5:** Electron scanning micrograph of middle ear ossicles from a mouse ear stained with pseudo colors – Shaked Shivatzki, Karen Avraham.

**Image 6:** Resistin-like molecule alpha (red), eosinophil major basic protein (green) and DAPI (blue) staining of asthmatic mice – Danielle Karo-Atar, Ariel Munitz.

# The Sackler Faculty of Medicine

The Sackler Faculty of Medicine is Israel's largest medical research and training complex. The Sackler Faculty of Medicine of Tel Aviv University (TAU) was founded in 1964 following the generous contributions of renowned U.S. doctors and philanthropists Raymond, and the late Mortimer and Arthur Sackler. Research at the Sackler Faculty of Medicine is multidisciplinary, as scientists and clinicians combine efforts in basic and translational research. Research is conducted in the laboratories on the TAU campus, and in the clinical facilities affiliated to the Faculty. The Faculty of Medicine includes the Sackler School of Medicine, the School of Health Professions, the School of Public Health, and the School of Dental Medicine. Education takes place in all these schools and in the Graduate School of Medicine, School of Continuing Medical Education, the New York State American Program and the B.Sc. Program in Medical Life Sciences. This network of preclinical and clinical teams helps realize the ultimate goals of the research: the basic understanding of human pathophysiology and the prevention, diagnosis and treatment of disease. The research of Preclinical faculty members from the Sackler School of Medicine are featured in this research brochure.

The Faculty of Medicine engages in joint teaching and research programs with nearly every faculty at TAU, including the Wise Faculty of Life Sciences, the Sagol School of Neuroscience, the Edmond J. Safra Bioinformatics Center, the TAU Center for Nanoscience and Nanotechnology, and the Edmond J. Safra Center for Ethics, and multi-nationally with schools, hospitals and research centers throughout the world. The Sackler faculty is known for research in the following areas: cancer biology, stem cells,

diabetes, neurodegenerative diseases, infectious diseases and genetic diseases, including but not limited to Alzheimer's disease, Parkinson's disease and HIV/AIDS. Physicians in 181 Sackler affiliated departments and institutes in 17 hospitals hold academic appointments at TAU. The Gitter-Smolarz Life Sciences and Medicine Library serves students and staff and is the center of a consortium of 15 hospital libraries.

The student body is made up of 750 Israeli students enrolled in the 6-year M.D. degree program, 300 American and Canadian students enrolled in a 4-year M.D. program chartered by the State of New York and accredited by the State of Israel, and a 4-year program for Israeli students for the M.D. degree, with 260 students. Approximately 200 students study dental medicine in a six-year program where they are awarded the D.M.D. degree and another 2,000 students are enrolled in the health professions programs where they will earn degrees in Communications Disorders, Nursing, Physical Therapy and Occupational Therapy. Sackler's Graduate School for Advanced Studies trains approximately 800 masters and doctoral level students in the biomedical disciplines, with a special emphasis on a multidisciplinary approach and application of fundamental knowledge to important biomedical problems.

The Sackler Faculty of Medicine is led by the Dean, Professor Ehud Grossman; Vice Deans Prof. Karen Avraham, Prof. Iris Barshack, Prof. Moshe Phillip, Prof. Anat Lowenstein, Prof. Ami Fishman, Prof. Arnon Wiznitzer and Assistant to the Dean, Ms. Michal Gilboa.

# Table of Contents

<b>Cancer and Molecular Therapies</b>	<b>8</b>
Dr. Yaron Carmi, Ph.D.	9
Prof. Neta Erez, Ph.D.	11
Prof. Zvi Fishelson, Ph.D.	14
Prof. Tamar Geiger, Ph.D.	15
Prof. Shai Izraeli, M.D	18
Prof. Yona Keisari, Ph.D.	22
Prof. Rafi Korenstein, Ph.D.	24
Prof. Rina Rosin-Arbesfeld, Ph.D.	26
Prof. Ronit Satchi-Fainaro, Ph.D.	28
Prof. Yosef Shiloh, Ph.D.	33
Prof. Ilan Tsarfaty, Ph.D.	35
<b>Cardiovascular Research and Diseases</b>	<b>37</b>
Prof. Bernard Attali, Ph.D.	38
Prof. Nathan Dascal, Ph.D.	40
Dr. Michal Katz-Leurer, Ph.D.	42
Prof. Daniel Khananshvili, Ph.D.	44
Prof. Jonathan Leor, M.D.	46
<b>Dental Health and Medicine</b>	<b>49</b>
Dr. Lihi Adler-Abramovich, Ph.D.	50
Prof. Tamar Brosh, Ph.D.	53
Prof. Ilana Eli, D.M.D.	55
Dr. Rachel Sarig, Ph.D., D.M.D.	56
<b>Diabetes, Metabolic and Endocrine Diseases</b>	<b>58</b>
Prof. Shimon Efrat, Ph.D.	59
Prof. Koret Hirschberg, Ph.D.	60
Dr. Limor Landsman, Ph.D.	62
Prof. Drorit Neumann, Ph.D.	64
Prof. Edgar Pick, M.D., Ph.D.	66
Prof. Haim Werner, Ph.D.	68
Prof. Efrat Wertheimer, MD., PhD.	70
<b>Genomics &amp; Personalized Medicine</b>	<b>72</b>
Prof. Gil Ast, Ph.D.	73
Prof. Karen B. Avraham, Ph.D.	75
Dr. Ran Elkon, Ph.D.	78
Prof. David Gurwitz, Ph.D.	80
Prof. Carmit Levy, Ph.D.	83



Prof. Zvi (Gregory) Livshits, Ph.D.	85
Prof. Noam Shomron, Ph.D.	88

### **Hearing, Language & Speech Sciences and Disorders 92**

Dr. Noam Amir, D.Sc.	93
Prof. Ofer Amir, Ph.D.	95
Dr. Daphne Ari-Even Roth, Ph.D.	97
Dr. Katy Borodkin, Ph.D.	99
Prof. Yael Henkin, Ph.D.	101
Prof. Minka Hildesheimer, Ph.D.	103
Prof. Liat Kishon-Rabin, Ph.D.	105
Prof. Tova Most, Ph.D.	108
Prof. Chava Muchnik, Ph.D.	110
Prof. Dorit Ravid, Ph.D.	111

### **Infectious Diseases 112**

Prof. Elhanan Borenstein, Ph.D.	113
Dr. Natalia T. Freund, Ph.D.	116
Prof. Fuad Iraqi, Ph.D.	118
Dr. Oren Kobiler, M.D., Ph.D.	120
Prof. Nir Osherov, Ph.D.	121
Prof. Udi Qimron, Ph.D.	123
Dr. Dor Salomon, Ph.D.	125
Prof. Esther Segal, Ph.D.	127
Dr. Ella Sklan, Ph.D.	129

### **Inflammatory and Autoimmune Diseases 131**

Dr. Maayan Gal, Ph.D.	132
Dr. Asaf Madi, Ph.D.	134
Prof. Ariel Munitz, Ph.D.	136
Prof. Mordechay (Motti) Gerlic, Ph.D.	138
Prof. Ronit Sagi-Eisenberg, Ph.D.	140

### **Medical Education and Ethics 142**

Dr. Oren Asman, LL.D., Adv.	143
Prof. Yechiel Michael Barilan, M.D., M.A.	144
Prof. Orit Karnieli-Miller, Ph.D.	146

### **Nervous System and Brain Disorders 148**

Prof. Ruth Ashery-Padan, Ph.D.	149
Dr. Avraham Ashkenazi, Ph.D.	151
Prof. Hagit Eldar-Finkelman, Ph.D.	153

Dr. Jason Friedman, Ph.D.	154
Prof. Illana Gozes, Ph.D.	156
Dr. Yoni Haitin, Ph.D.	160
Prof. Talma Hendler, M.D., Ph.D.	162
Prof. Dario G. Liebermann, Ph.D.	166
Prof. Ilana Lotan, Ph.D.	168
Prof. Yuval Nir, Ph.D.	170
Prof. Daniel Offen, Ph.D.	172
Dr. Moshe Parnas, Ph.D.	175
Prof. Eran Perlson, Ph.D.	176
Prof. Chaim G. (Chagi) Pick, Ph.D.	178
Prof. Moshe Rehavi, Ph.D.	181
Dr. Moran Rubinstein, Ph.D.	182
Prof. Naphtali Savion, Ph.D.	184
Prof. Inna Slutsky, Ph.D.	185
Prof. Arie S. Solomon, M.D., Ph.D.	187
Dr. Eran Stark, M.D., Ph.D.	188
Dr. Ido Tavor, Ph.D.	190

### **Nursing, Occupational and Physical Therapy** **192**

Dr. Michal Avrech Bar, Ph.D., O.T.	193
Dr. Tami Bar-Shalita, Ph.D., O.T.	195
Prof. Sivia Barnoy, R.N., Ph.D.	197
Dr. Orit Bart, Ph.D., OTR	199
Prof. Ruth Defrin, Ph.D.	201
Dr. Michal Itzhaki, R.N., Ph.D.	204
Dr. Ilya Kagan, R.N., Ph.D.	206
Prof. Silvia Koton, Ph.D., M.Occ.H., R.N.	208
Dr. Yael Lahav, Ph.D.	210
Dr. Lena Lipskaya-Velikovsky, Ph.D., O.T.	212
Dr. Alon Kalron, Ph.D., P.T.	213
Dr. Youssef Masharawi, Ph.D., B.P.T.	216
Dr. Semyon Melnikov, R.N. Ph.D.	218
Dr. Sigal Portnoy, Ph.D.	220
Dr. Debbie Rand, Ph.D., O.T.	222
Prof. Navah Z. Ratzon, Ph.D., O.T.	224
Dr. Angela Ruban, Ph.D.	226
Dr. Miriam Theilla, Ph.D.	227

### **Public Health** **229**

Dr. Bruria Adini, Ph.D.	230
-------------------------	-----

Prof. Daniel I. Cohen, Ph.D.	232
Prof. Jiska Cohen-Mansfield, Ph.D.	234
Dr. Yftach Gepner, Ph.D.	237
Prof. Yariv Gerber, Ph.D.	240
Prof. Uri Goldbourt, Ph.D.	242
Dr. Israel Halperin Ph.D.	244
Prof. Liat Lerner-Geva, M.D., Ph.D.	246
Prof. Khitam Muhsen, Ph.D.	249
Dr. Uri Obolski, Ph.D.	251
Prof. Chava Peretz Ph.D.	254
Prof. Laura (Leah) J. Rosen Ph.D.	255

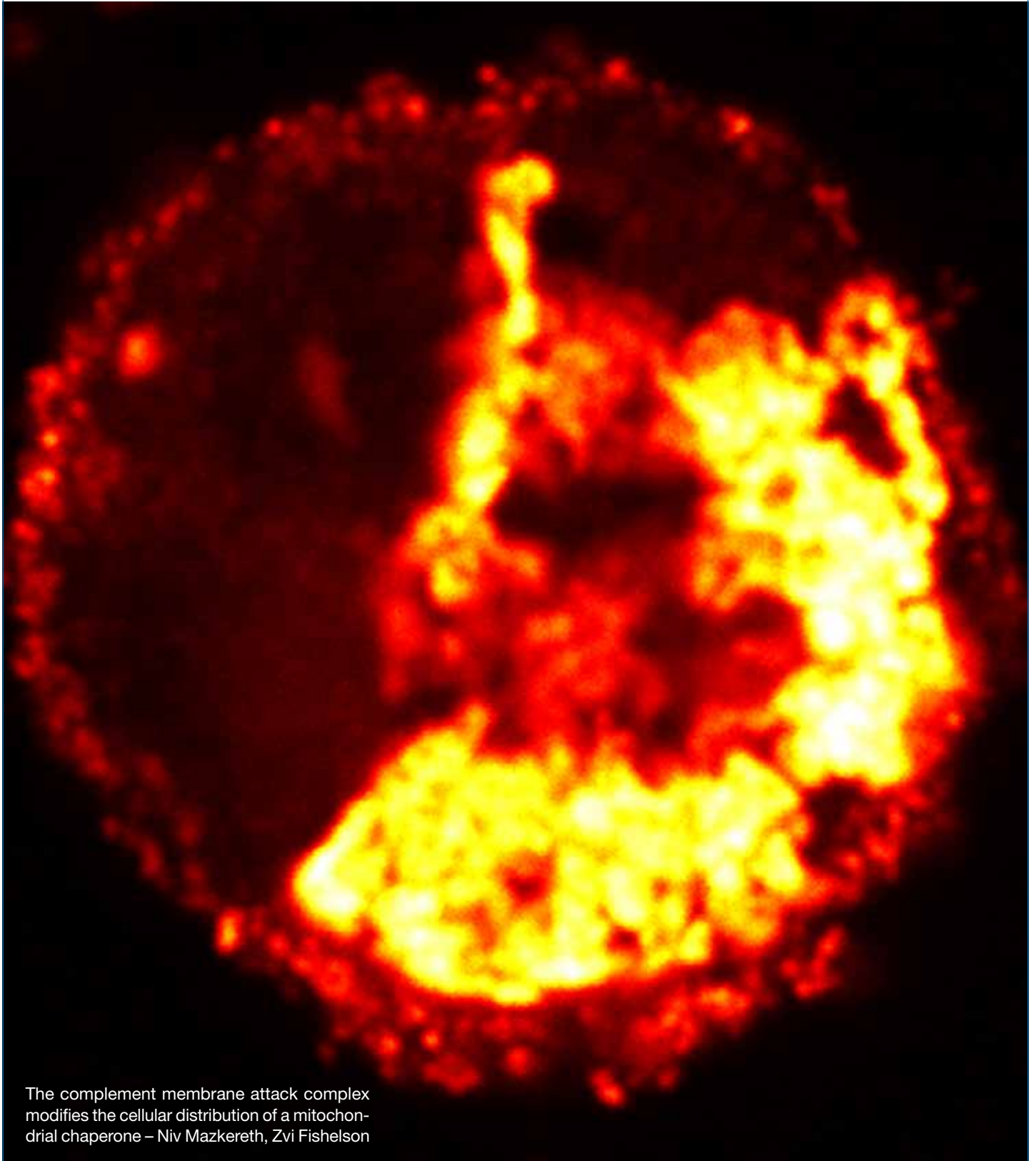
### **Reproduction, Development and Evolution** **257**

Dr. Limor Broday, Ph.D.	258
Prof. Yankel Gabet, D.M.D., Ph.D.	259
Prof. Israel HersHKovitz, Ph.D.	262
Prof. Michael M. Kozlov, Ph.D.	264
Dr. Hila May, Ph.D.	266
Prof. Ruth Shalgi, Ph.D.	269
Prof. Ronen Zaidel Bar, Ph.D.	271
Dr. Daniel Zvi Bar, Ph.D.	272

### **Stem Cells, Regenerative Medicine and Aging** **274**

Prof. Dafna Benayahu, Ph.D.	275
Dr. Chen Luxenburg, Ph.D.	277
Dr. Michael Milyavsky, Ph.D.	279

# Cancer and Molecular Therapies



The complement membrane attack complex modifies the cellular distribution of a mitochondrial chaperone – Niv Mazkereth, Zvi Fishelson



## Dr. Yaron Carmi, Ph.D.

Department of Pathology  
Sackler School of Medicine  
Sackler Faculty of Medicine



Email: yaron.carmi@gmail.com

# Cellular and Molecular Mechanisms of Antigen-Restricted Tumor Immunity

## Position

Senior Lecturer, Sackler Faculty of Medicine

## Research

The goal of our work is to provide a detailed understanding of the mechanisms, signals and molecular pathways that regulate discriminating self from non-self and give rise to tumor-specific cytotoxic T cell immunity. Our specific aims are to address the following: 1) What are the cellular and molecular elements that enable the immune system to recognize subtle antigenic variations from self to initiate a cytotoxic immune response? 2) How is the specificity of the induced immune response

determined? In other words, what is the process by which the presentation of diverse antigens by DC is reduced to activation of specific effector T cells? Understanding the means by which DC and T cells communicate to initiate antigen-restricted tumor immunity and how these processes are regulated will provide a roadmap for designing novel, more potent cancer immunotherapies.

## Publications

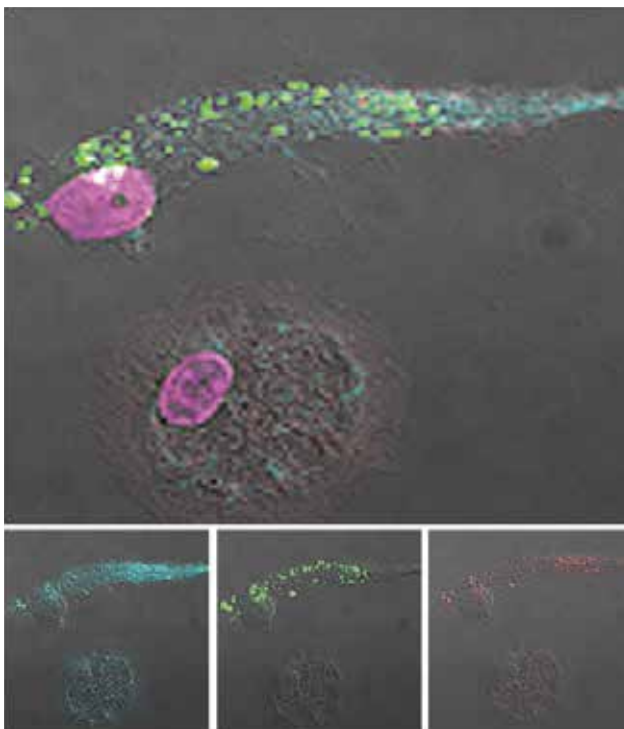
Rasoulouniriana D, Santana-Magal N, Gutwillig A, Farhat-Younis L, Wine Y, Saperia C, Tal L, Gutman H, Tsivian A, Brenner R, Bandora EA, Reticker-Flynn NE, Rider P, **Carmi Y**. A distinct subset of FcγRI-expressing Th1 cells exert antibody-mediated cytotoxic activity. 2019. *J Clin Invest*. 129:4151-4164.

Santana-Magal N, Farhat-Younis L, Gutwillig A, Gleiberman A, Rasoulouniriana D, Tal L, Netanel D, Shamir R, Blau R, Feinmesser M, Zlotnik O, Gutman H, Linde IL, Reticker-Flynn NE, Rider P, **Carmi Y**. Melanoma-secreted lysosomes trigger monocyte-derived dendritic cell apoptosis and limit cancer immunotherapy. 2020. *Cancer Res*.

Eger M, Hiram-Bab S, Liron T, Sterer N, **Carmi Y**, Kohavi D, Gabet Y. (2018) Mechanism and prevention of titanium particle-induced inflammation and osteolysis. *Front Immunol*. 9:2963.

Kaplanov I, **Carmi Y**, Kornetsky R, Shemesh A, Shurin GV, Shurin MR, Dinarello CA, Voronov E, Apte RN. (2018) Blocking IL-1β reverses the immunosuppression in mouse breast cancer and synergizes with anti-PD-1 for tumor abrogation. *Proc Natl Acad Sci USA*. pii: 201812266.

Santana-Magal N., Rasoulouniriana D., Vladimirovsky J., Rider P., **Carmi Y**. 2018. Isolation of monocyte-derived dendritic cells and their activation with tumor immune complexes. 2017. *JoVE* 135.



Confocal microscopy showing the take up of tumor cells (in green) coated with IgG (red) by dendritic cells and their loading on MHCII molecules (cyan). Carmi Y. et al. 2015. *Nature* 521:99-104.



Spitzer MH\*, **Y. Carmi Y\***, NE. Reticker-Flynn NE\*, D. Madhiredy D, PF. Gherardini PF, J. Chabon J, GP. Nolan GP and EG. Engleman EG. Modeling effective cancer immunotherapy reveals the importance of systemic immunity. 2017, *Cell* 168, 487–502. co-equal contribution

Zhang H, Gregorio JD, Iwahori T, Zhang X, Choi O. Tolentino LL, Prestwood T, **Carmi Y**, Engleman EG. A novel subset of plasmacytoid dendritic cells induces activation and differentiation of B and T lymphocytes. 2017, *Proc Natl Acad Sci USA*. 114:1988-1993.

Bhattacharya N, Yuan R, Prestwood TR, Hweixian Leong P, DiMaio MA, Pham TD, **Carmi Y**, Kenkel JA, Hulett R, Wang J, Winer D, Napoli JL, Engleman EG. Retinoic acid drives anti-tumor CD8+ T cell immunity in colorectal cancer. 2016. *Immunity*. 45:641-655.

**Carmi Y**, Prestwood TR, Spitzer MH, Linde IL, Chabon J, Reticker-Flynn NE, Bhattacharya N, Zhang H, Zhang X, Basto PA, Burt BM, Alonso MN, Engleman EG. Akt and SHP1 are dendritic cell-intrinsic checkpoints for tumor immunity. *J Clin Invest Insight*. 2016. 1: e89020.

Rider P, **Carmi Y**, Yossef R, Guttman O, Eini H, Azam T, Dinarello CA, Lewis EC. IL-1 Receptor antagonist chimeric protein: context-specific and inflammation-restricted activation. *J Immunol*. 2015, 195:1705-12.

Segal E, Prestwood TR, van der Linden WA, **Carmi Y**, Bhattacharya N, Withana N, Verdoes M, Habtezion A, Engleman EG, Bogyo M. Detection of intestinal cancer by local, topical application of a quenched fluorescence probe for cysteine cathepsins. *Chem Biol*. 2015, 22:148-158.

Spitzer MH, Gherardini PF, Fragiadakis GK, Bhattacharya N, Yuan RT, Hotson AN, Finck R, **Carmi Y**, Zunder ER, Fantl WJ, Bendall SC, Engleman EG, Nolan GP. An interactive reference framework for modeling a dynamic immune system. *Science*. 2015, 349:1259425.

**Carmi Y**, Spitzer MH, Linde IL, Burt BM, Prestwood TR, Perlman N, Davidson MG, Kenkel JA, Segal E, Pusapati GV, et al. Allogeneic IgG combined with dendritic cell stimuli induce antitumor T-cell immunity. *Nature*. 2015, 521:99-104.

### Patents

Engleman EG and **Carmi Y**. Methods and Compositions for Antibody and Antibody-Loaded Dendritic Cell Mediated Therapy. US2015012511

Engleman EG, Spitzer M. and Carmi Y. Methods and Compositions for Treating Individuals That Have Cancer and for Identifying Individuals Responsive to Immunotherapy. 62/447,959

### Grants

2017-2019 Alon Award for Outstanding Young Scientists

2017-2020 Swiss Bridge Award: *Elucidating the Mechanisms by Which Tumor-Binding Antibodies Enable T Cells Infiltration into the Tumor Microenvironment*

2018-2022 Israel Science Foundation



## Prof. Neta Erez, Ph.D.

Department of Pathology  
Sackler Faculty of Medicine



TEL AVIV UNIVERSITY



Email: [netaerez@post.tau.ac.il](mailto:netaerez@post.tau.ac.il)

# Cancer Related Inflammation in Tumor Progression and Metastasis

## Position

Associate Professor, Sackler Faculty of Medicine  
Chair, Department of Pathology

## Research

The main goal of our laboratory is to uncover stromal pathways that contribute to tumorigenesis and metastasis. In particular, we combine transgenic mouse models of cancer as well as clinical data to study the role of inflammation and cancer-associated fibroblasts in facilitating lung metastasis of breast cancer, and to uncover the role of neuroinflammation mediated by astrocytes in melanoma brain metastasis.

Extensive research has led to the understanding that **tumors are more than just cancer cells**: stromal cells in the tumor microenvironment play a crucial role in all stages of tumor initiation and progression, and cancer research is no longer focused only on the pathways inside tumor cells, but rather on tumors as multi-cellular organs.

**The major cause of cancer mortality is metastasis to distant organs.** Currently, metastatic cancers are incurable and available therapies can only prolong

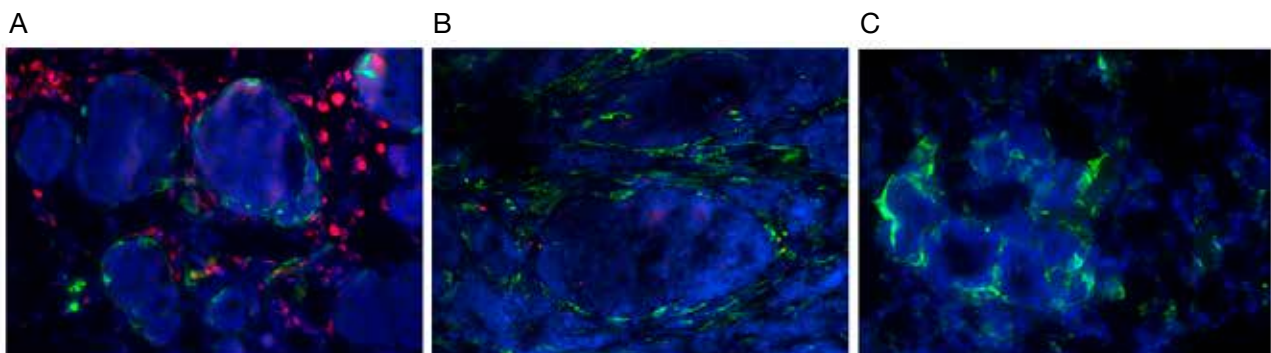
life to a limited extent. Therefore, uncovering the mechanisms that facilitate metastasis is an urgent and unmet clinical need. Nevertheless, changes in the metastatic microenvironment that enable the growth of disseminated tumor cells are poorly characterized, and are the major focus of our research.

Expanding our understanding of the early stages of metastatic growth is an essential prerequisite for the discovery of novel target molecules for the development of targeted therapeutics that may prevent, rather than try to cure, metastatic disease

## Publications

Rietkötter, E., Bleckmann, A., Bayerlowa, M., Menck, K., Chuang, H-N., Wenske, B., Schwartz, H. **Erez, N.**, Binder, C., Hanisch, U-K., and Pukrop T. Anti-CSF-1 treatment is effective to prevent carcinoma invasion induced by monocyte-derived cells (MCs) but scarcely by microglia. *Oncotarget*. 2015, 6:15482-93.

Sharon Y., Raz Y., Cohen N., Ben-Shmuel A., Schwartz H., Geiger T., and **Erez N.** Tumor-derived Osteopontin reprograms normal mammary fibroblasts to become



**A, B:** Cancer Associated Fibroblast (CAFs) accumulate around mammary tumors in tissue Sections from the MMTV-PyMT transgenic mouse model. Green-aSMA, Blue-DAPI, Red-FSP-1. **C:** Immunofluorescent staining showing activated fibroblasts in lung metastases in MMTV-PyMT mice. Blue- DAPI. Green -aSMA.

pro-inflammatory and tumor promoting in breast cancer. *Cancer Res.* 2015, 75:963-73.

Klein A, Schwartz H, Sagi-Assif O, Meshel T, Izraely S, Ben Menachem S, Ben-Shmuel A, Nahmias C, Couraud P, Witz IP and **Erez N**. Astrocytes facilitate melanoma brain metastasis via secretion of IL-23. *J Pathol.* 2015 236:116-127.

Schwartz H., Blacher E., Amer M., Livneh N., Abramovitz, L. Klein A., Ben-Shushan D., Soffer S., Blazquez R., Barrantes-Freer A., Müller M., Müller-Decker K., Stein R., Tsarfaty G., **Satchi-Fainaro R.**, Umansky V., Pukrop T and **Erez N**. Incipient melanoma brain metastases instigate astrogliosis and neuroinflammation. *Cancer Res.* 2016. 76(15):4359-71.

Cohen N, Shani O, Raz Y, Sharon Y, Hoffman D, Abramovitz L and **Erez N**. Fibroblasts drive an immunosuppressive and growth-promoting microenvironment in breast cancer via secretion of Chitinase 3-like 1. *Oncogene* 2017. 36:4457-4468.

Herkel J, Schrader J, **Erez N**, Lohse A, and Cohen IR. Activation of the Akt-CREB signaling axis by a proline-rich heptapeptide confers resistance to stress-induced cell-death and inflammation. *Immunology.* 2017, 151:474-480.

Dror S., Sander L., Schwartz H., Sheinboim D., Barzilai A., Dishon Y., Apcher S., Golan, T., Greenberger, S., Barshack, I., Malcov, H., Zilberberg, A., Levin, L., Nessling, M., Friedmann, Y., Igras, V., Barzilay, O., Vaknine, H., Brener, R., Zinger, A., Schroeder, A., Gonen, P., Khaled, M., **Erez, N.**, Hoheisel, J.D. and Levy, C. Melanoma miRNA trafficking triggers the tumor primary niche formation. *Nat Cell Biol* 2016 Sep;18(9):1006-17. *Selected for the Nature Cell Biology cover, Featured in Nature, Featured in Nature Cell Biology.*

Klein A, Sagi-Assif O, Meshel T, Telerman A, Izraely S, Ben-Menachem S, Bayry J, Marzese D, Ohe S, Hoon D, **Erez N**, and Witz I. CCR4 is a determinant of melanoma brain metastasis. *Oncotarget* 2017, 8:31079-31091.

Cohen N, Shani O, Raz Y, Sharon Y, Hoffman D, Abramovitz L, **Erez N**. Fibroblasts drive an immunosuppressive and growth-promoting microenvironment in breast cancer via secretion of Chitinase 3-like 1. *Oncogene* 2017; 36(31):4457-4468.

Herkel J, Schrader J, **Erez N**, Lohse A, Cohen IR. Activation of the Akt-CREB signaling axis by a proline-rich heptapeptide confers resistance

to stress-induced cell-death and inflammation. *Immunology.* 2017; 151:474-480.

Raz Y, Cohen N, Shani O, Bell R.E., Novitskiy S.V., Abramovitz L, Levy C, Milyavsky M, Leider-Trejo L, Moses H. L., Grisaru D, **Erez N**. Bone marrow-derived fibroblasts are a functionally distinct stromal cell population in breast cancer. *J Exp Med.* 2018. pii: jem.20180818. \*Highlighted in: Deciphering cancer fibroblasts. Biffi G, Tuveson DA. *J Exp Med.* 2018.

Blau R, Epshtein Y, Pisarevsky E, Tiram G, Israeli Dangoor S, Yeini E, Krivitsky A, Eldar-Boock A, Ben-Shushan D, Gibori H, Scomparin A, Green O, Ben-Nun Y, Merquiol E, Doron H, Blum G, **Erez N**, Grossman R, Ram Z, Shabat D, **Satchi-Fainaro R**. Image-guided surgery using near-infrared Turn-ON fluorescent nanoprobe for precise detection of tumor margins. *Theranostics.* 2018; 8:3437-3460.

Blacher E., Ben Baruch B, Schwartz H, Vaknine H, **Erez N**, Stein R. Stromal CD38 regulates outgrowth of primary melanoma and generation of spontaneous metastasis. *Oncotarget* 2018; 9:31797-31811.

## Reviews

**Erez N**. Cancer: Opening LOX to metastasis. *Nature.* 2015.

**Erez N**. Fibroblasts form a hospitable metastatic niche in the liver. *Nat Cell Biol.* 2016, 18:465-6.

Doron, H. Pukrop, T, **Erez, N**. A blazing landscape: Neuroinflammation shapes brain metastasis. *Cancer Res.* 2019. In Press.

## Grants

2015–2019 European Research Council (ERC) Starting Grant. Uncovering the Role of Cancer Associated Fibroblasts in Facilitating Breast Cancer Metastasis

2017-2020 German Research Foundation (DFG). Characterizing the functional role of astrogliosis and neuroinflammation in melanoma brain metastasis.

2017-2019 Israel Cancer Research Foundation (ICRF). Project Grant, Uncovering the role of fibroblasts in facilitating breast cancer metastasis and therapy resistance via NLRP3 inflammasome signaling.

2018-2019 Israel Cancer Association (ICA), Uncovering the role of fibroblasts in facilitating breast cancer

2018-2022	chemoresistance and metastasis via pro-inflammatory signaling.  Israel Science Foundation (ISF), Uncovering the role of the NLRP3 inflammasome in cancer-associated fibroblasts in facilitating breast cancer progression and metastasis.	2019-2023	Medical Research Council (MRC), UK, Mechanisms underlying inhibition of melanoma brain metastases upon immune checkpoint targeting
-----------	--	-----------	---



## Prof. Zvi Fishelson, Ph.D.

Department of Cell and Developmental Biology  
Sackler Faculty of Medicine



Email: [lifish@tauex.tau.ac.il](mailto:lifish@tauex.tau.ac.il)  
URL: <https://en-med.tau.ac.il/profile/lifish>



# Molecular Analysis of Cancer Immunoresistance

## Positions

The Roberts-Guthman Chair in Immunopharmacology  
Professor Emeritus, Sackler Faculty of Medicine  
Advisory Editor, *Molecular Immunology*  
Associate Editor, *Frontiers in Molecular Innate Immunity*

## Research

The long-term goal of our research is to develop a novel treatment for immune resistant cancers. Our research includes characterization of the mechanism of complement-dependent cytotoxicity and of the basis for elevated resistance of cancer cells to cell death, and design of novel reagents that sensitize cancer cells to cell death. Research methods used include analyses of cell growth and death and mitochondrial activity, western blotting, enzyme-linked immunosorbent assay (ELISA), immunoprecipitation, confocal fluorescence microscopy, Fluorescence-activated Cell Sorting (FACS), peptide analysis by mass spectrometry, electron microscopy, and analysis of cancer growth in animal models.

## Publications

Hillman Y., Mazkereth N., Farberov L., Shomron N. and **Fishelson Z.**, Regulation of complement-

dependent cytotoxicity by microRNAs miR-200b, miR-200c and miR-217, *J. Immunol.* 196: 5156-5165, 2016.

Mazkereth N., Rocca F., Schubert J.-R., Geisler C., Hillman Y., Egner A. and **Fishelson Z.**, Complement triggers relocation of mortalin/GRP75 from mitochondria to the plasma membrane, *Immunobiology* 2016 221: 1395-1406.

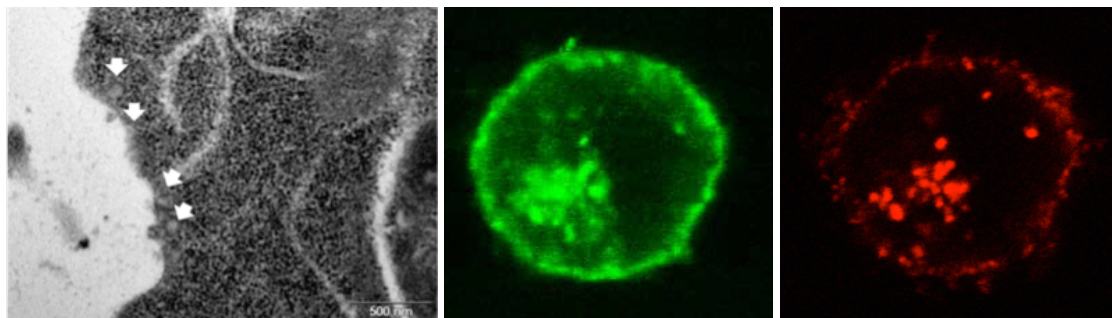
Jubran R, Kocsis J, Garam N, Maláti É, Gombos T, Barabás L, Gráf L, Prohászka Z, **Fishelson Z.** Circulating mitochondrial Stress-70 protein/mortalin and cytosolic Hsp70 in blood: Risk indicators in colorectal cancer. *Int J Cancer.* 2017, 141:2329-2335.

Rozenberg P, Ziporen L., Gancz D., Saar-Ray, M. and **Fishelson Z.** Cooperation between Hsp90 and mortalin/GRP75 in resistance to cell death induced by complement C5b-9. *Cell Death Dis.* 9:150, 2018.

Lusthaus M., Mazkereth N., Donin N. and **Fishelson Z.** RIPK1, RIPK3 and MLKL are activated by sublytic complement and participate in complement-dependent cytotoxicity. *Front. Immunol.* 9: 306, 2018.

## Grants

2015-2020 Complement-dependent cytotoxicity of cancer cells: toxic and evasion mechanisms (ISF)



EM analysis demonstrates elevated formation of endosomes in K562 cells responding to an ongoing immune attack (left). Caveolin-1 (green) and complement C9 (red) co-localize in early and late endocytic vesicles of K562 cancer cells following complement attack on the cells (right 2 panels).





## Prof. Tamar Geiger, Ph.D.

Department of Human Molecular Genetics and Biochemistry  
Sackler Faculty of Medicine



Email: [geiger@post.tau.ac.il](mailto:geiger@post.tau.ac.il)  
<http://geiger.tau.ac.il/>


# Cancer Proteomics

## Position

Associate Professor, Sackler Faculty of Medicine  
Director, Interdepartmental Core Facility (Zabam)

## Research

Our main interest is to understand the mechanisms of cancer progression and drug resistance. We use state-of-the-art **mass spectrometry-based proteomics** to obtain a system-wide view of the proteomes of cancer clinical samples of tumors and body fluids. Analysis of the changes in protein levels and the modifications that occur during tumor development is aimed to discover novel regulators of transformation. Identification of cancer biomarkers in body fluids such as serum and plasma, opens new possibilities to translate these results to diagnostic tests in clinical use. Among the many identified regulators, we focus on **metabolic remodeling in cancer**. Combining proteomic and metabolomic techniques, we investigate the involvement of metabolism in cancer transformation, regulation of cell proliferation and invasion. Combination of these technologies with biochemical and genetic methods shows the significance of these candidates to cancer development and may suggest novel markers and drug targets.



Correlation matrix of proteomes of breast cancer and healthy tissue

## Publications

Shir A, Klein S, Sagiv-Barfi I, **Geiger T**, Zigler M, Langut Y, Edinger N, Levitzki A. S101, an inhibitor of proliferating t cells, rescues mice from superantigen-induced shock. *J Infect Dis.* 217:288-297 (2018).

Gavish-Izakson M, Velpula BB, Elkon R, Prados-Carvajal R, Barnabas GD, Ugalde AP, Agami R, **Geiger T**, Huertas P, Ziv Y, Shiloh Y. Nuclear poly(A)-binding protein 1 is an ATM target and essential for DNA double-strand break repair. *Nucleic Acids Res.* 46:730-747 (2018).

Zhang Y, Wester L, He J, **Geiger T**, Moerkens M, Siddappa R, Helmijr JA, Timmermans MM, Look MP, van Deurzen CHM, Martens JWM, Pont C, de Graauw M, Danen EHJ, Berns EMJJ, Meerman JHN, Jansen MPH, van de Water B. IGF1R signaling drives antiestrogen resistance through PAK2/PIX activation in luminal breast cancer. *Oncogene.* 37:1869-1884 (2018).

Iglesias-Gato D, Thysell E, Tyanova S, Crnalic S, Santos A, Lima TS, **Geiger T**, Cox J, Widmark A, Bergh A, Mann M, Flores-Morales A, Wikström P. The proteome of prostate cancer bone metastasis reveals heterogeneity with prognostic implications. *Clin Cancer Res.* 24:5433-5444 (2018).

Yanovich, G., Agmon, H., Harel, M., Sonnenblick, A., Peretz, T., **Geiger, T.** Clinical proteomics of breast cancer reveals a novel layer of breast cancer classification. *Cancer Res.* 78:6001-6010 (2018).

Mor-Yossef Moldovan, L., Lustig, M., Naftaly, A., Mardamshina, M., **Geiger, T.**, Gefen, A., Benayahu, D. Cell shape alteration during adipogenesis is associated with coordinated matrix cues. *J Cell Physiol.* 234:3850-3863 (2019).

Jachimowicz RD, Beleggia F, Isensee J, Velpula BB, Goergens J, Bustos MA, Doll MA, Shenoy A, Checa-Rodriguez C, Wiederstein JL, Baranes-Bachar K, Bartenhagen C, Hertwig F, Teper N, Nishi T, Schmitt A, Distelmaier F, Lüdecke HJ, Albrecht B, Krüger

- M, Schumacher B, **Geiger T**, Hoon DSB, Huertas P, Fischer M, Hucho T, Peifer M, Ziv Y, Reinhardt HC, Wiczorek D, Shiloh Y. UQLN4 represses homologous recombination and is overexpressed in aggressive tumors. *Cell*. 31516-2 (2018).
- Solomon-Zemler R, Pozniak Y, **Geiger T**, Werner H. Identification of nucleolar protein NOM1 as a novel nuclear IGF1R-interacting protein. *Mol Genet Metab*. 2019. pii: S1096-7192(18)30613-9.
- Harel M, **Geiger T**. Plasma biomarker identification and quantification by microparticle proteomics. *Methods Mol Biol*. 1619:477-486 (2017).
- Aviner R, Hofmann S, Elman T, Shenoy A, **Geiger T**, Elkon R, Ehrlich M, Elroy-Stein O. Proteomic analysis of polyribosomes identifies splicing factors as potential regulators of translation during mitosis. *Nucleic Acids Res*. 45:5945-5957 (2017).
- Perl K, Ushakov K, Pozniak Y, Yizhar-Barnea O, Bhonker Y, Shivatzki S, **Geiger T**, Avraham KB, Shamir R. Reduced changes in protein compared to mRNA levels across non-proliferating tissues. *BMC Genomics*. 18:305 (2017).
- Raini G, Sharet R, Herrero M, Atzmon A, Shenoy A, **Geiger T**, Elroy-Stein O. Mutant eIF2B leads to impaired mitochondrial oxidative phosphorylation in vanishing white matter disease. *J Neurochem*. 141:694-707 (2017).
- Pozniak, Y., Lahat, N., Rudolph, J.D., Katzir, R., Avivi, C., Ruppin, E., Barchack, I. & **Geiger, T\***. System-wide clinical proteomics of breast cancer reveals global remodeling of cellular homeostasis. *Cell Systems*, 2:172-84 (2016). \*Corresponding author.
- Tyanova, S., Albrechsten, R., Kronqvist, P., Cox, J.\*, Mann, M.\* & **Geiger, T.\*** Quantitative clinical proteomics reveals functional maps of breast cancer subtypes. *Nat Communications* 7:10259 (2016). \*Corresponding author
- Iglesias-Gato, D., Wikstrom, P., Tyanova, S., Svensson, C., Thysell, E., Carlsson, J., Hägglöf, C., Cox, J, Andren, O., Stattin, P., Egevad, L., Widmark, A., Jartell, A., Collins, C., Bergh, A., **Geiger, T.**, Mann, M. & Flores-Morales, A. The proteome of prostate cancer. *European Urology* pii: S0302-2838(15)01087-8 (2015).
- Furth, N., Bossel Ben-Moshe, N., Pozniak, Y., Porat, Z., **Geiger, T.**, Domany, E., Aylon, Y. & Oren, M. Downregulation of LATS kinases alters p53 to promote cell migration. *Genes Dev* 29 (22): 2325-2330 (2015).
- Aviner, R., Shenoy, A., Elroy-Stein, O.\* & **Geiger, T.\*** (2015). Uncovering hidden layers of cell cycle regulation through integrative multi-omic analysis. *PLoS Genetics* 11, e1005554. \*Corresponding author.
- Darr, J. **Geiger, T.**, Gordon, J., Isacc, S. & Eden, A. Phosphoproteomic Analysis of Snf5 Deficient Tumor Cells Reveals Activation of EGFR Signaling Which Is Dependent Upon Snf5 Expression. *Cancer Genetics* 207, 446 (2015).
- Elbaz-Alon, Y., Eisenberg-Bord, M., Shinder, V., Stiller, S. B., Shimoni, E., Wiedemann, N., **Geiger, T.** & Schuldiner, M. Lam6 regulates the extent of contacts between organelles. *Cell reports* 12, 7-14 (2015).
- Gat-Viks, I., **Geiger, T.**, Barbi, M., Raini, G., & Elroy-Stein, O. Proteomics-level analysis of myelin formation and regeneration in a mouse model for Vanishing White Matter disease. *J Neurochemistry* 134, 513-526 (2015).
- Shkedy, D., Singh, N., Shemesh, K., Amir, A., **Geiger, T.**, Liefshitz, B., Harari, Y. & Kupiec, M. Regulation of Elg1 activity by phosphorylation. *Cell Cycle* 15 (2015).
- Nathan, G., Kredo-Russo, S., **Geiger, T.**, Lenz, A., Kaspi, H., Hornstein, E., & Efrat, S. MiR-375 Promotes Redifferentiation of Adult Human  $\beta$  Cells Expanded In Vitro. *PloS One* 10, e0122108 (2015).
- Shenoy, A. & **Geiger, T\***. Super-SILAC: Current trends and future perspectives. *Expert Reviews of Proteomics* 12, 13-19 (2015). \*Corresponding author.
- Lossos, A., Elazar, N., Lerer, I., Schueler-Furman, O., Fellig, Y., Glick, B., Zimmerman, B.E. Azulay, H., Dotan, S., Goldberg, S., Gomori, J.M., Ponger, P., Newman, J.P., Marreed, H., Steck, A.J., Schaeren-Wiemers, N., Mor, N., Harel, M., **Geiger, T.**, Eshed-Eisenbach, Y., Meiner, V., & Peles, E. Myelin-associated glycoprotein gene mutation causes Pelizaeus-Merzbacher disease-like disorder. *Brain* 138, 2521-2536 (2015).
- Harel, M., Oren-Giladi, P., Kaidar-Person, O., Shaked, Y., & **Geiger, T.\*** Proteomics of Microparticles with SILAC Quantification (PROMIS-Quan): A Novel Proteomic Method for Plasma Biomarker Quantification. *Mol Cell Proteomics* 14, 1127-1136 (2015). \*Corresponding author.
- Salpeter, S. J., Pozniak, Y., Merquiol, E., Ben-Nun, Y., **Geiger, T.**, & Blum, G. A novel cysteine cathepsin inhibitor yields macrophage cell death and mammary tumor regression. *Oncogene*, Mar 23 (2015).
- Sharon, Y., Raz, Y., Cohen, N., Ben-Shmuel, A., Schwartz, H., **Geiger, T.**, & Erez, N. Tumor-derived Osteopontin reprograms normal mammary fibroblasts to promote inflammation and tumor growth in breast cancer. *Cancer research* 75, 963-973 (2015).

Biran, A., Perelmutter, M., Gal, H., Burton, D. G., Ovadya, Y., Vadai, E., **Geiger, T.** & Krizhanovsky, V. Senescent cells communicate via intercellular protein transfer. *Genes Dev* 29, 791-802 (2015).

Karaköse, E., **Geiger, T.**, Flynn, K., Lorenz-Baath, K., Zent, R., Mann, M., & Fässler, R. The focal adhesion protein PINCH-1 associates with EPLIN at integrin adhesion sites. *J Cell Science* 128, 1023-1033 (2015).

### Reviews

Mardamshina, M., **Geiger, T.** Next-generation proteomics and its application to clinical breast cancer research. *Am J Pathol.*; 187:2175-2184 (2017).

Cho H, Berger B, Peng J, Galitzine C, Vitek O, Beltran PMJ, Cristea IM, Görtler F, Solbrig S, Wettig T, Oefner PJ, Spang R, Altenbuchinger M, Basso RS, Hochbaum D, Vandin F, Silverbush D, Cristea

S, Yanovich G, **Geiger T.**, Beerenwinkel N, Sharan R, Zhou Z, Luhmann N, Alikhan NF, Achtman M.

Shenoy, A. & **Geiger, T\***. Super-SILAC: Current trends and future perspectives. *Expert Reviews of Proteomics* 12, 13-19 (2015). \*Corresponding author.


### Grants

2015-2020 European Research Council- ERC starting grant: Topoproteomic profiling of breast cancer heterogeneity

2016-2019 ISF (Israel Science Foundation): Proteogenomic analysis of tumor heterogeneity in breast cancer

2018-2019 Israel Innovation Authority (Nofar program): Discovery of biomarkers for early detection of ovarian cancer





## Prof. Shai Izraeli, M.D

Division of Pediatric Hematology and Oncology,  
Schneider Children's Medical Center;  
Department of Human Molecular Genetics &  
Biochemistry, Sackler Faculty of Medicine



Email: [shai.izraeli@sheba.health.gov.il](mailto:shai.izraeli@sheba.health.gov.il)  
[http://eng.sheba.co.il/Research\\_and\\_Development/Research\\_Center\\_of\\_Leukemia/](http://eng.sheba.co.il/Research_and_Development/Research_Center_of_Leukemia/)



# Basic and Translational and Research of Childhood Malignancies and Leukemia

## Positions

Professor, Sackler Faculty of Medicine

Chair, Varda and Boaz Dotan Research Center for Hematological Malignancies

Dora and Gregorio Shapiro Chair of Hematological Malignancies

Head, Division of Pediatric Hematology and Oncology, Schneider Children's Medical Center

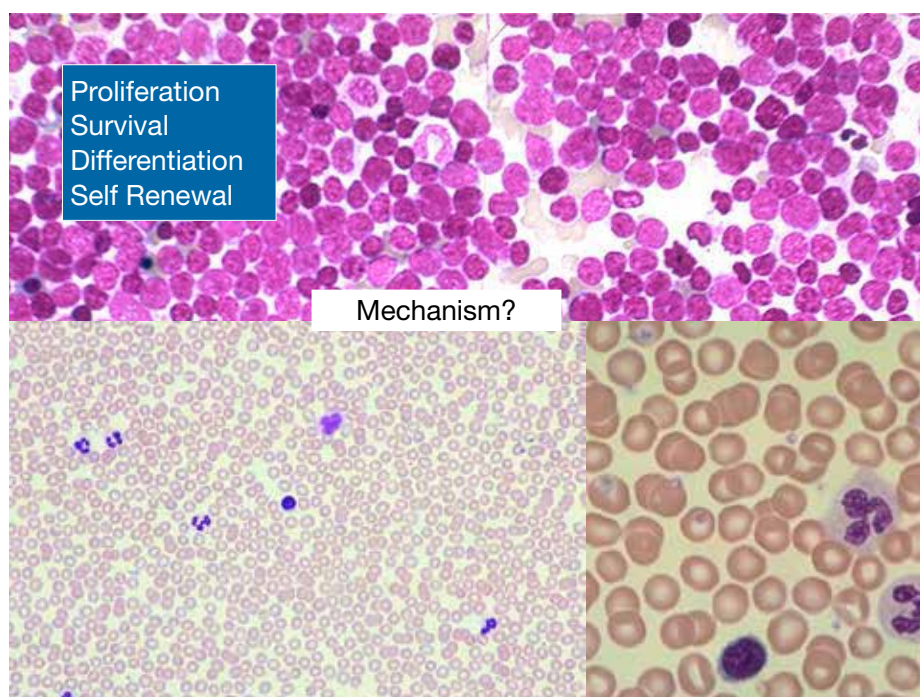
## Research

We focus on patient-driven basic research into the pathogenesis of childhood leukemia and cancer. We harness advanced molecular and cellular biology technologies utilizing in-vitro and in-vivo models with the ultimate goal of improving the care of children with cancer.

Our research is divided into two major topics:

1. Basic, translational and clinical research of leukemia.
2. The role of cancer predisposing genes in the development of childhood cancer.

Cancer is the deadliest disease of children and leukemia is the most common childhood cancer. We are interested in the fundamental question how normal blood development is diverted into leukemia. What are the genetic and biochemical abnormalities that block cell differentiation, enhance proliferation and survival and confer the unique stem cell properties of self renewal to leukemia stem cells? We focus on chromosome 21 because of the mysterious association of leukemia with Down Syndrome. We utilize advanced genomic technologies, cell based assays of transformation of primary human and mouse stem cells, mouse models



We study the mechanism of transformation of normal hematopoiesis (bottom) to leukemia (upper panel).

including transgenic, transplantation and explants of human leukemia. Our recent discoveries of the major involvement of the TSLP-IL7R-JAK2 pathway in leukemogenesis have led to clinical trials with novel inhibitors of this pathway for high-risk leukemias in children and adults. The spread of leukemia to the brain is a major clinical problem as preventive therapy to the brain consisting of chemotherapy or irradiation causes long term side effects. We are therefore studying how leukemia cells spread to the central nervous system and developing mouse models to study this challenging problem.

## Publications

Barzilai-Birenboim S, Arad-Cohen N, Nirel R, Avrahami G, Harlev D, Gilad G, Elhasid R, **Izraeli S**, Litichever N, Elitzur S. Thrombophilia screening and thromboprophylaxis may benefit specific ethnic subgroups with paediatric acute lymphoblastic leukaemia. *Br J Haematol* 2019.

Stanulla M, Dagdan E, Zaliova M, Moricke A, Palmi C, Cazzaniga G, Eckert C, Te Kronnie G, Bourquin JP, Bornhauser B, Koehler R, Bartram CR, Ludwig WD, Bleckmann K, Groeneveld-Krentz S, Schewe D, Junk SV, Hinze L, Klein N, Kratz CP, Biondi A, Borkhardt A, Kulozik A, Muckenthaler MU, Basso G, Valsecchi MG, **Izraeli S**, ..., Consortium T, International BFMSG. IKZF1(plus) Defines a New Minimal Residual Disease-Dependent Very-Poor Prognostic Profile in Pediatric B-Cell Precursor Acute Lymphoblastic Leukemia. *J Clin Oncol* 2018;36:1240-9.

Revel-Vilk S, Shai E, Turro E, Jahshan N, Hi-Am E, Spectre G, Daum H, Kalish Y, Althaus K, Greinacher A, Kaplinsky C, **Izraeli S**, Mapeta R, Deevi SVV, Jarocho D, Ouwehand WH, Downes K, Poncz M, Varon D, Lambert MP. GNE variants causing autosomal recessive macrothrombocytopenia without associated muscle wasting. *Blood* 2018;132:1851-4.

Meyer C, ..., **Izraeli S**, Trakhtenbrot L, Archer P, Hancock J, Moricke A, Alten J, Schrappe M, Stanulla M, Strehl S, Attarbaschi A, Dworzak M, Haas OA, Panzer-Grumayer R, Sedek L, Szczepanski T, Caye A, Suarez L, Cave H, Marschalek R. The MLL recombinome of acute leukemias in 2017. *Leukemia* 2018;32:273-84.

Hrusak O, ..., **Izraeli S**, Luria D, Feuerstein T, Kolenova A, Svec P, Kremenska O, Rabin KR, Polychronopoulou S, da Costa E, Marquart HV, Kattamis A, Ratei R, Reinhardt D, Choi JK, Schrappe M, Stary J. International cooperative study identifies treatment strategy in childhood ambiguous lineage leukemia. *Blood* 2018;132:264-76.

Clarfield AM, Skorecki K, Paltiel O, Glick SM, Beyar R, Ben Yehuda D, Carmi R, Gil Z, Billan S, Azzam Z, Basis F, Levy-Lahad E, Lahad A, **Izraeli S**, Turner D, Halevy Y. American Funding Cutback to East Jerusalem Hospitals: A Blow to the Health of the City. *Am J Public Health* 2018;108:1624-5.

Rivkin N, Chapnik E, Birger Y, Yanowski E, Curato C, Mildner A, Porat Z, Amir G, **Izraeli S**, Jung S, Hornstein E. Rac1 functions downstream of miR-142 in regulation of erythropoiesis. *Haematologica*, 2017. pii: *haematol.2017.171736*.

Meyer C, Burmeister T, Gröger D, Tsaour G, Fehina L, Renneville A, Sutton R, ..., **Izraeli S**, Trakhtenbrot L, Archer P, Hancock J, Möricke A, Alten J, Schrappe M, Stanulla M, Strehl S, Attarbaschi A, Dworzak M, Haas OA, Panzer-Grumayer R, Sedek L, Szczepanski T, Caye A, Suarez L, Cavé H, Marschalek R. The MLL recombinome of acute leukemias in 2017. *Leukemia*. 2017. doi: 10.1038/leu.2017.213.

Schwartzman O, Savino AM, Gombert M, Palmi C, Cario G, Schrappe M, Eckert C, von Stackelberg A, Huang JY, Hameiri-Grossman M, Avigad S, Te Kronnie G, Geron I, Birger Y, Rein A, Zarfati G, Fischer U, Mukamel Z, Stanulla M, Biondi A, Cazzaniga G, Vetere A, Wagner BK, Chen Z, Chen SJ, Tanay A, Borkhardt A, **Izraeli S**. Suppressors and activators of JAK-STAT signaling at diagnosis and relapse of acute lymphoblastic leukemia in Down syndrome. *Proc Natl Acad Sci USA*. 2017. 114(20):E4030-E4039.

Rabinowicz N, Mangala LS, Brown KR, Checa-Rodriguez C, Castiel A, Moskovich O, Zarfati G, Trakhtenbrot L, Levy-Barda A, Jiang D, Rodriguez-Aguayo C, Pradeep S, van Praag Y, Lopez-Berestein G, David A, Novikov I, Huertas P, Rottapel R, Sood AK, **Izraeli S**. Targeting the centriolar replication factor STIL synergizes with DNA damaging agents for treatment of ovarian cancer. *Oncotarget*. 2017. 8:27380-27392.

Vendramini E, Giordan M, Giarin E, Michielotto B, Fazio G, Cazzaniga G, Biondi A, Silvestri D, Valsecchi MG, Muckenthaler MU, Kulozik AE, Gattei V, **Izraeli S**, Basso G, Te Kronnie G. High expression of miR-125b-2 and SNORD116 noncoding RNA clusters characterize ERG-related B cell precursor acute lymphoblastic leukemia. *Oncotarget*. 2017. 8:42398-42413.

Savino AM, Sarno J, Trentin L, Vieri M, Fazio G, Bardini M, Bugarin C, Fossati G, Davis KL, Gaipa G, **Izraeli S**, Meyer LH, Nolan GP, Biondi A, Te Kronnie G, Palmi C, Cazzaniga G. The histone deacetylase inhibitor givinostat (ITF2357) exhibits potent anti-



tumor activity against CRLF2-rearranged BCP-ALL. *Leukemia*. 2017. 31:2365-2375.

Visochek L, Castiel A, Mittelman L, Elkin M, Atias D, Golan T, **Izraeli S**, Peretz T, Cohen-Armon M. Exclusive destruction of mitotic spindles in human cancer cells. *Oncotarget*. 2017. 8:20813-20824.

Amar D, **Izraeli S**, Shamir R. Utilizing somatic mutation data from numerous studies for cancer research: proof of concept and applications. *Oncogene*. 2017. 36:3375-3383.

David, A., H. Amartely, N. Rabinowicz, M. Shamir, A. Friedler, and **S. Izraeli**. Molecular basis of the STIL coiled coil oligomerization explains its requirement for de-novo formation of centrosomes in mammalian cells. *Sci Rep*, 2016. **6**: 24296.

Townsend, E.C., M.A. Murakami, A. Christodoulou, **S. Izraeli**, ...J.C. Aster, M.A. Shipp, J.D. Griffin, and D.M. Weinstock. The public repository of xenografts enables discovery and randomized phase ii-like trials in mice. *Cancer Cell*, 2016. 29: 574-86.

Williams, M.T., Y.M. Yousafzai, A. Elder, K. Rehe, S. Bomken, L. Frishman-Levy, S. Tavor, P. Sinclair, K. Dormon, D. Masic, T. Perry, V.J. Weston, P. Kearns, H. Blair, L.J. Russell, O. Heidenreich, J.A. Irving, **S. Izraeli**, J. Vormoor, G.J. Graham, and C. Halsey. The ability to cross the blood-cerebrospinal fluid barrier is a generic property of acute lymphoblastic leukemia blasts. *Blood*, 2016. 127: 1998-2006.

Amar, D., T. Hait, **S. Izraeli**, and R. Shamir. Integrated analysis of numerous heterogeneous gene expression profiles for detecting robust disease-specific biomarkers and proposing drug targets. *Nucleic Acids Res*, 2015. 43: 7779-89.

Bugarin, C., J. Sarno, C. Palmi, A.M. Savino, G. te Kronnie, M. Dworzak, A. Shumich, B. Buldini, O. Maglia, S. Sala, I. Bronzini, J.P. Bourquin, E. Mejstrikova, O. Hrusak, D. Luria, G. Basso, **S. Izraeli**, A. Biondi, G. Cazzaniga, G. Gaipa, and I.B.s. group. Fine tuning of surface CRLF2 expression and its associated signaling profile in childhood B-cell precursor acute lymphoblastic leukemia. *Haematologica*, 2015. 100: e229-32.

Frishman-Levy, L., A. Shemesh, A. Bar-Sinai, C. Ma, Z. Ni, S. Frenkel, V. Muench, H. Bruckmueller, C. Vokuhl, K.M. Debatin, C. Eckert, M. Stanulla, M. Schrappe, K.S. Campbell, R. Loewenthal, D.M. Schewe, J. Hochman, L.H. Meyer, D. Kaufman, G. Cario, A. Porgador, and **S. Izraeli**. Central nervous system acute lymphoblastic leukemia: role of natural killer cells. *Blood*, 2015. 125: 3420-31.

Lellouche, E., L.L. Israel, M. Bechor, S. Attal, E. Kurlander, V.A. Asher, A. Dolitzky, L. Shaham, **S. Izraeli**, J.P. Lellouche, and S. Michaeli. MagRET nanoparticles: An iron oxide nanocomposite platform for gene silencing from micrnas to long noncoding RNAs. *Bioconjug Chem*, 2015. 26: 1692-701.

Mansour, M.R., C. Reed, A.R. Eisenberg, J.C. Tseng, J.C. Twizere, S. Daakour, A. Yoda, S.J. Rodig, N. Tal, C. Shochat, A. Berezovskaya, D.J. DeAngelo, S.E. Sallan, D.M. Weinstock, **S. Izraeli**, A.L. Kung, A. Kentsis, and A.T. Look. Targeting oncogenic interleukin-7 receptor signalling with N-acetylcysteine in T cell acute lymphoblastic leukaemia. *Br J Haematol*, 2015. 168: 230-8.

Shaham, L., E. Vendramini, Y. Ge, Y. Goren, Y. Birger, M.R. Tijssen, M. McNulty, I. Geron, O. Schwartzman, L. Goldberg, S.T. Chou, H. Pitman, M.J. Weiss, S. Michaeli, B. Sredni, B. Gottgens, J.D. Crispino, J.W. Taub, and **S. Izraeli**. MicroRNA-486-5p is an erythroid oncomiR of the myeloid leukemias of Down syndrome. *Blood*, 2015. 125: 1292-301.

Tursky, M.L., D. Beck, J.A. Thoms, Y. Huang, A. Kumari, A. Unnikrishnan, K. Knezevic, K. Evans, L.A. Richards, E. Lee, J. Morris, L. Goldberg, **S. Izraeli**, J.W. Wong, J. Olivier, R.B. Lock, K.L. MacKenzie, and J.E. Pimanda. Overexpression of ERG in cord blood progenitors promotes expansion and recapitulates molecular signatures of high ERG leukemias. *Leukemia*, 2015. 29: 819-27.

## Reviews

**Elitzur S**, Izraeli S. Genomic precision medicine: on the TRK. *Blood* 2018;132:773-4.

**Izraeli S**, Eckert C. Targeted therapy of CNS leukemia? *Blood*. 2017. 130:562-563.

Kratz CP, **Izraeli S**. Down syndrome, RASopathies, and other rare syndromes. *Semin Hematol*. 2017. 54:123-128.

Savino AM, **Izraeli S**. Interleukin-7 signaling as a therapeutic target in acute lymphoblastic leukemia. *Expert Rev Hematol*. 2017. 10:183-185.

**Izraeli, S.**, The acute lymphoblastic leukemia of Down Syndrome – Genetics and pathogenesis. *Eur J Med Genet*, 2016. 59:158-61.

Savino, A.M. and **S. Izraeli**, On mice and humans: the role of thymic stromal lymphopoietin in human B-cell development and leukemia. *Haematologica*, 2016. 101: 391-3.

Pui, C.H., J.J. Yang, S.P. Hunger, R. Pieters, M. Schrappe, A. Biondi, A. Vora, A. Baruchel, L.B.

Silverman, K. Schmiegelow, G. Escherich, K. Horibe, Y.C. Benoit, **S. Izraeli**, A.E. Yeoh, D.C. Liang, J.R. Downing, W.E. Evans, M.V. Relling, and C.G. Mullighan. Childhood Acute Lymphoblastic Leukemia: Progress through collaboration. *J Clin Oncol*, 2015. 33: 2938-48.

#### Grants

2016-2019 German Israel Foundation  
2018-2021 ISF-NSFC mechanisms and targeting of high risk ALL in children and young



## Prof. Yona Keisari, Ph.D.

Department of Clinical Microbiology and Immunology  
Sackler Faculty of Medicine



URL: [http://med.tau.ac.il/Professor\\_Yona\\_Keisari](http://med.tau.ac.il/Professor_Yona_Keisari)

# Development of Cancer Treatments Integrating Radiotherapy or Electrochemical Ablation and Immunotherapy

## Positions

Professor Emeritus, Sackler Faculty of Medicine  
President, Israeli Society for Cancer Research  
Associate Editor, *Mediators of Inflammation*

## Research

Cancer is currently the most devastating chronic disease affecting humankind. Today solid malignant tumors are mainly treated by surgery and/or radiotherapy to eradicate the local primary lesion, and chemotherapy, that is administered mainly to destroy remaining local or distant malignant cells. In spite of the advancement in preventing and treating cancer, morbidity and mortality remain high, especially in cases when tumors are highly metastatic, or cannot be completely removed. The main goal of our research projects is to develop *in situ* tumor ablation treatments of primary tumors and incorporate them with systemic chemotherapy and immuno-stimulatory agents, into combined treatment protocols.

In order to achieve efficient primary tumor ablation we developed two novel and powerful treatment modalities for solid cancer, which can be used instead or in combination with surgery. The first treatment, developed with Prof. Rafi Korenstein (Dept. Physiology & Pharmacology), is based on the use of intratumoral unipolar pulsed electric currents for the ablation (ECTA) of solid primary tumors. ECTA can be enforced by the concomitant use of chemotherapeutic agents in the treatment of tumors. The second cancer treatment, developed with Prof. Itzhak Kelson (School of Physics & Astronomy), is based on insertion into the tumor of radioactive wires that spread in the tumor alpha emitting atoms and can also be augmented by chemotherapy.

Our teams proved that these treatment modalities effectively destroy primary tumors, and reduce the metastatic load in experimental animal and human cancer models of melanoma, breast, colon, prostate, pancreas, lung, and squamous cell carcinomas. We found that *in situ* ablation of primary antigenic tumors led to the activation of immunological reactions, destroying remaining malignant cells in the primary tumor as well as in distant metastases.

Immunopharmacological methods aimed to stimulate the patient's immune response against the cancer after local tumor ablation can make use of several approaches and we currently study the following: (1) Immunostimulation by adjuvants such as the oligonucleotides, CpG, which enforce weak immune reactions. (2) Inhibition of immunosuppressive mechanisms such as T-regulatory and Myeloid Derived Suppressor cells (MDSC). (3) Combination with inhibitors of immunological checkpoints such as anti CTLA-4 or anti PDL1/PD1.

## Publications

Confino H, Schmidt M, Efrati M, Hochman I, Umansky V, Kelson I, **Keisari Y**. Inhibition of mouse breast adenocarcinoma growth by ablation with intratumoral alpha-irradiation combined with inhibitors of immunosuppression and CpG. First online: 06 August 2016.

Shoval A, Tepper M, Tikochkiy J, Ben Gur L, Markovich G, **Keisari Y**, Gannot I. Magnetic Nanoparticles Based Acoustical Detection and Hyperthermic Treatment of Cancer, *in vitro* and *in vivo* Studies. *J. Nanophotonics*. 10:036007, 2016.

Maman S, Sagi-Assif O, Yuan W, Ginat R, Meshel T, Zubrilov I, **Keisari Y**, Lu W, Lu W, Witz IP. The beta subunit of hemoglobin (HBB2/HBB) suppresses

neuroblastoma growth and metastasis. *Cancer Res.* 77:14-26, 2017.

Domankevich, V., Cohen, A., Efrati, M., Schmidt, M., Rammensee, H-G., Nair, S.S., Tewari, A., Kelson, I., **Keisari, Y.** Combining alpha radiation-based brachytherapy with immunomodulators promotes complete tumor regression in mice via tumor-specific long-term immune response. *Cancer Immunol. Immunother.* 2019; 68, 1949-1958.

Bellia, S.R., Feliciani, G., Del Duca, M., Monti, M., Turri, V., Sarnelli, A., Romeo, A., Kelson, I., **Keisari, Y.**, Popovtzer, A., Ibrahim, T., Paganelli, G., Stanganelli, I. Clinical evidence of abscopal effect in cutaneous squamous cell carcinoma (cSCC) treated with Diffusing alpha emitters Radiation Therapy (DaRT): a case report. *J. Contemp. Brachytherapy* 2019; 11, 5: 449–457.

Popovtzer, A., Rosenfeld, E., Mizrahi, A., Bellia, S.R., Ben-Hur, R., Feliciani, G., Sarnelli, M.A., Arazi, L., Deutch, L., Kelson, I., **Keisari, Y.** Initial safety and tumor control results from a “first-in-human” multicenter prospective trial evaluating a novel alpha-emitting radionuclide for the treatment of locally advanced recurrent squamous cell carcinomas of the skin and head and neck. *Int. J. Rad. Oncol. Biol. & Phys.* 2020, 106, 571-578.

#### Chapters and Reviews

**Keisari Y.** Tumor abolition and antitumor immunostimulation by physico-chemical tumor ablation. *Frontiers Biosc. Landmark*, 22: 310-347, 2017.



## Prof. Rafi Korenstein, Ph.D.

Department of Physiology and Pharmacology  
Sackler Faculty of Medicine



TEL AVIV UNIVERSITY



Email: korens@post.tau.ac.il

# Interaction of Nanomaterials and Electromagnetic Fields with Cells

## Positions

Professor Emeritus, Sackler Faculty of Medicine

Chair, Commission K of the Israel National Committee for Radio Science of Israel Academy of Sciences and Humanities on Electromagnetics in Biology and Medicine

Editorial Board, *Bioelectromagnetics*

## Research

The research activity addresses the following lines of research:

Adsorption and uptake of nanoparticles by cells in relation to drug delivery and toxicity; Enhancement of uptake by electrical and chemical means. Treatment of cancer by electrochemical based approach; assessment of genetic and epigenetic risks following in-vitro exposure to electromagnetic fields associated with cell phone communication. Physiological regulation and underlying mechanism of cell membrane-cortical skeleton nanoscale mechanical fluctuations. Research methods used include routine cell biology and biochemical methodologies with emphasis on special cutting edge light microscopies

possessing nanometric resolution such as Digital Holographic Microscopy (see below).

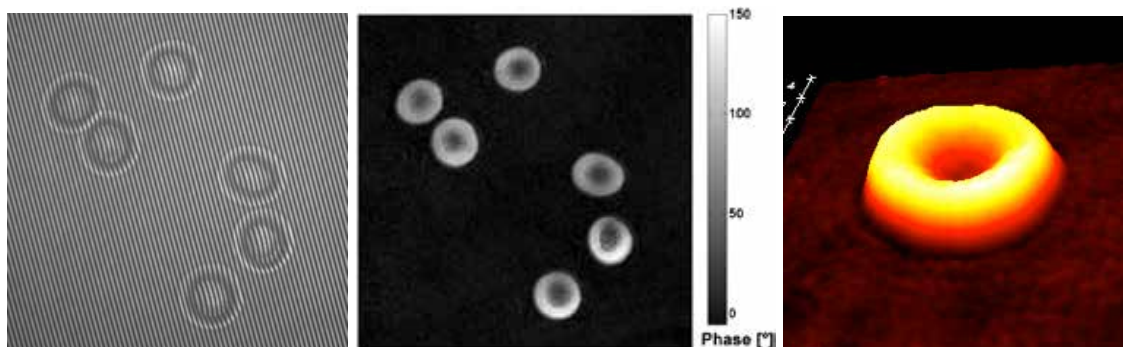
## Publications

Oziel, M., Hjouj, M., Rubinsky, B., **Korenstein, R.** (2020) Multifrequency analysis of single inductive coil measurements across a gel phantom simulation of internal bleeding in the brain. *Bioelectromagnetics* 41, 21-33.

Oziel, M., **Korenstein, R.**, Rubinsky, B. (2019) A brain phantom study of a non-contact single inductive coil device and the attendant algorithm for first stage diagnosis of internal bleeding in the head. *J Med Devices*. 14(1), 011102.

Ophir, N., Bar Shai, A., **Korenstein, R.**, Kramer, M.R., Fireman, E. (2019) Functional, inflammatory and interstitial impairment due to artificial stone dust ultrafine particles exposure. *Occup Environ Med* 76(12), 875-879.

Oziel, M., **Korenstein, R.**, Rubinsky, B. (2018) Non-contact monitoring of temporal volume changes of a hematoma in the head by a single inductive coil: a numerical study. *IEEE Trans Biomed Eng*.



Hologram image of red blood cells (left), reconstructed phase image (middle) and 3D reconstruction of a single red blood cell (right)



- Barbul, A., Singh, K., Horev–Azaria, L., Dasgupta, S., Auth, T., **Korenstein, R.**, Gompper G. (2018) Nanoparticle-decorated erythrocytes reveal that particle size controls the extent of adsorption, cell shape, and cell deformability. *ACS Appl Nano Mater* 1, 3785–3799.
- Bañares M.A., Haase A., Tran L., Lobaskin V., Oberdörster G., Rallo R., Leszczynski J., Hoet P., **Korenstein R.**, Hardy B., and Puzyn T. (2017) CompNanoTox2015: novel perspectives from a European conference on computational nanotoxicology on predictive nanotoxicology. *Nanotoxicology*, DOI: 10.1080/17435390.2017.1371351.
- Maguire C.M., Sillence K., Roesslein M., (...) **Korenstein R.**, Reidiker M., Wick P., Hole P., Prina-Mello A. (2017) Benchmark of nanoparticle tracking analysis on measuring nanoparticle sizing and concentration. *Journal of Micro- and Nano-Manufacturing* 5 / 041002-1.
- Oziel M., **Korenstein R.**, and Rubinsky B. (2017) Radar based technology for non-contact monitoring of accumulation of blood in the head: A numerical study. *PLoS ONE* 12(10): e0186381.
- Habaza, M., Kirschbaum, M., Guernth-Marschner, C., Dardikman, G., Barnea, I., **Korenstein, R.**, Duschl, C., Shaked, N.T. (2016) Rapid 3D refractive-index imaging of live cells in suspension without labeling using dielectrophoretic cell rotation. *Advanced Science* 4(2),1600205.
- Ophir N., Bar Shai A., Alkalay Y., Israeli S., **Korenstein R.**, Kramer M.R., Fireman E. (2016) Artificial stone dust-induced functional and inflammatory abnormalities in exposed workers monitored quantitatively by biometrics. *European Respiratory Journal Open Research*, 2(1), 00086-2015
- Toropova, A.P., Toropov, A.A., Benfenati, E., **Korenstein, R.**, Leszczynska, D., Leszczynski, J. (2015) Optimal nano-descriptors as translators of eclectic data into prediction of the cell membrane damage by means of nano metal-oxides. *Environ Sci Pollut Res Int* 22, 745-757.
- Turko, N.A., Barnea, I., Blum, O., **Korenstein, R.**, Shaked, N.T. (2015) Detection and controlled depletion of cancer cells using photothermal phase microscopy. *J Biophotonics* 8, 755-763.
- Ben-Dov, N. and **Korenstein R.** (2015) The uptake of HIV Tat peptide proceeds via two pathways which differ from macropinocytosis. *Biochim Biophys Acta* 1848, 869-877.

### Grants

- 2016-2019 European Commission – Horizon 2020 EC funded consortium on “High level Integrated Sensor for Nanotoxicity Screening (achronym “HISENTS”).
- 2019-2023 European Commission – Horizon 2020 EC funded consortium on: "Development and Implementation of a Sustainable Modelling Platform for NanoInformatics" (achronym – "NanoInformaTIX").
- 2019-2022 EuroNanoMed III on "Cationic gold particles mediated mRNA targeted delivery" (achronym – "CONCORD").



## Prof. Rina Rosin-Arbesfeld, Ph.D.

Department of Clinical Microbiology and Immunology  
Sackler Faculty of Medicine



E-mail: arina@post.tau.ac.il

# The Wnt Signaling Pathway and Colorectal Cancer

## Position

Associate Professor, Sackler Faculty of Medicine  
Chair, Search Committee

## Research

The lab focuses on the molecular and biochemical aspects of the Wnt signal transduction pathway. This important pathway plays a major role in various cellular processes including homeostasis, proliferation and differentiation. Thus, aberrant activation of the cascade can be extremely harmful and is implicated in many cancer syndromes and especially colorectal cancer. Our aim is to understand the molecular events underlying Wnt signaling, as well as develop novel therapeutic strategies to fight colorectal cancer.

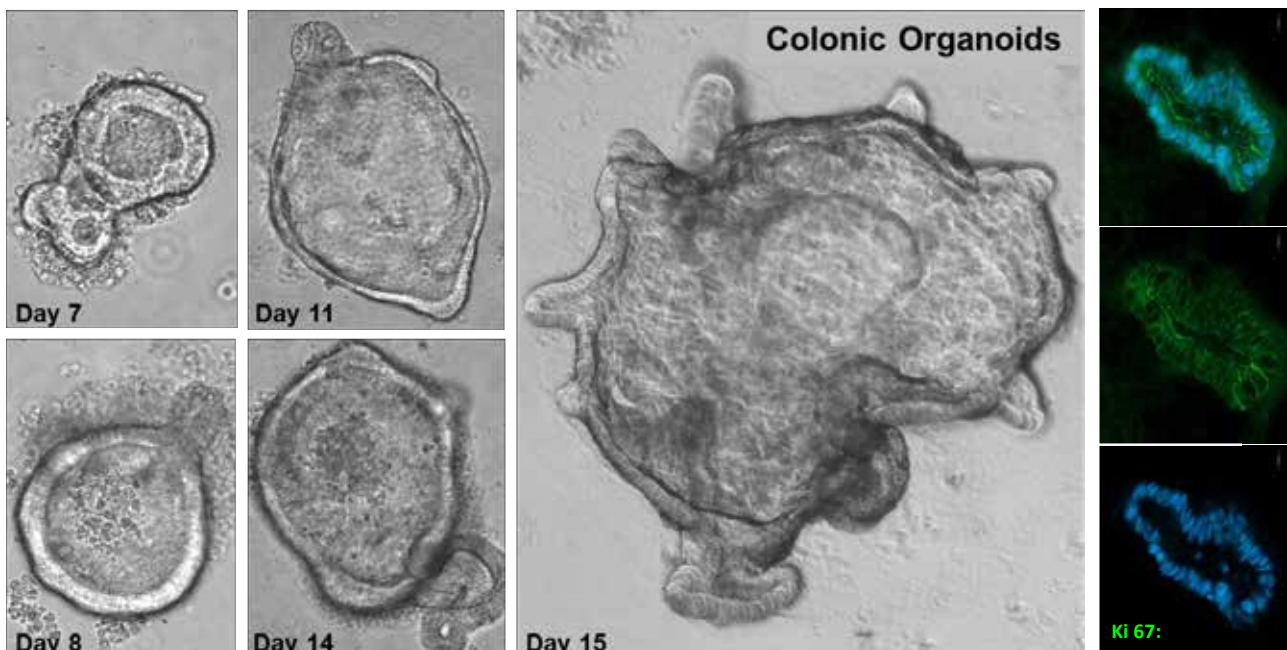
Current projects in the lab include:

1. *Identifying and characterizing new Wnt signaling components.* We utilize different screening

approaches to identify novel components of the Wnt cascade. Aldolase, EDD, CPE, HTRA1 and 14-3-3 are some of the new Wnt signaling regulators that were isolated and characterized in our lab.

2. *Ribosomal Read-Through therapy.* Certain compounds mediate ribosomal read-through of premature stop codons. We are working on identifying new and potent read-through agents and treating different diseases by restoring expression of full-length proteins.

3. *Developing new anti-colorectal cancer treatment strategies.* Based on our read-through preliminary results, a clinical trial was designed in collaboration with Dr. Revital Kariv from the Sourasky Medical Center. APC restoration is tested in inherited colorectal cancer caused by an APC germline nonsense mutation. Further analysis is conducted in colonic organoids – three-dimensional structures that mimic the gut and serve as an efficient tool in the investigation of cancer development.



4. *The effect of Wnts on blood cells.* Studying the Wnt pathways in blood cells is a completely new line of research, where we show that Wnts extend the life span of erythrocytes and improve their quality during storage and after transfusion.

### Publications

Franke WW, Zimbelmann R, Dörflinger , Kuhn C, Frey N, Heid H, **Rosin-Arbesfeld R.** (2015) Striatin family proteins, near-ubiquitous in mammalian cells, as constitutive components of the cytoplasmic plaques of the zonulae adhaerentes of simple epithelia, specific domains in the tessellate junctions of stratified epithelia and the myocardial composite junctions. *Cell Tissue Res* 359(3):779-97.

Selvaraja P, Huang JSW, Chena A, Skalka N, **Rosin-Arbesfeld R,** Loh YP. (2015) Neurotrophic factor- $\alpha$ 1 modulates NGF-induced neurite outgrowth through interaction with Wnt-3a and Wnt-5a in PC12 cells and cortical neurons. *Mol. Cell. Neuro.* 68:222-233.

Caspi M, Firsow A, Rajkumar R, Skalka N, Moshkovitz I, Munitz A, Pasmanik-Chor M, Greif H, Megido D, Kariv R, Rosenberg DW, **Rosin-Arbesfeld R.** (2016). A flow cytometry-based reporter assay identifies macrolide antibiotics as nonsense mutation read-through agents. *J Mol Med (Berl).* 94:469-482.

Feldman M, Hershkovitz, Sklan EH, Kahila Bar-Gal G, Pap I, Szikossy I, **Rosin-Arbesfeld R.** (2016). Detection of a tumor suppressor gene variant predisposing to colorectal cancer in an 18th century Hungarian mummy. *PLoS One.* 11:e0147217.

Skalka N, Caspi M, Lahav-Ariel L, Loh YP, Hirschberg K and **Rosin-Arbesfeld R.** (2016) Carboxypeptidase E (CPE) inhibits the secretion and activity of Wnt3a. *Oncogene.* Jul 4. doi: 10.1038/onc.2016.173.

Yedid N, Kalma Y, Malcov M, Amit A, Kariv R; Caspi M **Rosin-Arbesfeld R\***, Ben-Yosef D (2016) The effect of a germline mutation in the APC gene on  $\beta$ -catenin in human embryonic stem cells. *BMC Cancer.* \*Equally corresponding authors.

Palevski D, Levin-Kotler LP, Kain D, Naftali-Shani N, Landa N, Ben-Mordechai T, Konfino T, Holbova R, Molotski N, **Rosin-Arbesfeld R,** Lang RA, Leor J. (2017) Loss of macrophage Wnt secretion improves remodeling and function after myocardial infarction in mice. *J Am Heart Assoc.* 6(1).

Globus O, Evron T, Caspi M, Siman-Tov R, **Rosin-Arbesfeld R.** (2017) High-temperature requirement A1 (Htra1) – A novel regulator of canonical Wnt signaling. *Sci Rep.* 7:17995-18005.

Wolf I, Arbel-Rubinstein T, Shahmoon S, Merenbakh-Lamin K, Etan T, Zigmund E, Pasmanik-Chor M, Har Zahav G, Barshackl I, Vainer G, Skalka N, **Rosin-Arbesfeld R,** Varol C, Rubinek T. (2018) Klotho suppresses colorectal cancer through modulation of the unfolded protein response. *Oncogene,* doi: 10.1038/s41388-018-0489-4.

Lahav-Ariel L, Caspi M, Thangaraj P, Hofmann I, Hanson KK, Sklan EH, Werner Franke W, Avraham KB, **Rosin-Arbesfeld R.** Striatin is a novel modulator of cell adhesion. *FASEB J.* fj201801882R.

### Grants

- |           |   |
|-----------|---|
| 2016-2019 | DOTAN RESEARCH CENTER in HEMATO-ONCOLOGY – Wnt5a – a novel treatment for hematological malignancy associated anemia |
| 2018-2021 | GIF – Systematic understanding of APC stop codon mutation read-through  |
| 2018-2022 | BSF – The Role of STRIPAK in Cell-Cell Junctions  |
| 2018-2020 | SPARK – Preventing Cancer by Treating Predisposing Mutations  |
| 2018-2020 | Fondation Jérôme Lejeune – Macrolide induced correction of mutations causing Rett syndrome (RTT)                    |



## Prof. Ronit Satchi-Fainaro, Ph.D.

Department of Physiology and Pharmacology  
Sackler Faculty of Medicine



Email: [ronitsf@post.tau.ac.il](mailto:ronitsf@post.tau.ac.il)  
URL: <http://medicine.mytau.org/satchi-fainaro/>

# Angiogenic Switch Using Rationally-Designed Theranostic Nanomedicines

### Positions

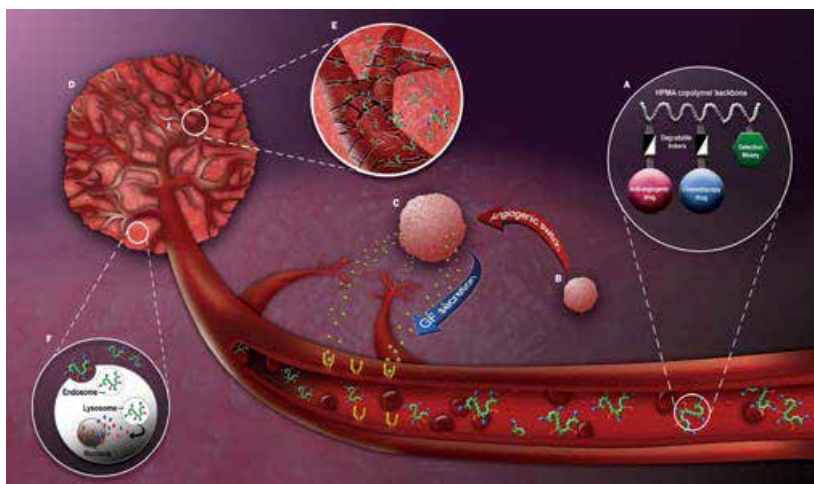
- Professor, Sackler Faculty of Medicine
- President, Israeli Chapter of the Controlled Release Society (ICRS)
- Chair, Tel Aviv University Institutional Animal Care and Use Committee (IAUCUC)
- Faculty Coordinator, Postgraduate Program in Nanotechnology
- Associate Editor, *Advanced Drug Delivery Reviews*
- Associate Editor, *Nanomedicine: Nanotechnology, Biology and Medicine*
- Co-Editor-in-Chief, *Clinical Cancer Drugs*

### Research

Our research interests include investigations relating to tumor biology, tumor dormancy, mechanism of action of angiogenesis inhibitors, self-assembly of polymeric architectures and novel approaches to target cancer. Throughout, we have maintained an interest in understanding the biological rationale for the design of polymer therapeutics suitable for transfer into clinical testing. Our primary interests

are the molecular basis of tumor angiogenesis and the rational design of polymer therapeutics. Our research includes identification and characterization of genes and microRNAs associated with the switch from a dormant avascular tumor phenotype to a fast-growing angiogenic tumor in human cancers and their corresponding mouse models.

We focus on the design and characterization of novel drug delivery platforms, including dendrimers and hyperbranched polymer-based nanoparticles, and the design of highly-selective targeting molecules integrating biology, chemistry, protein engineering, computational approaches, material sciences and nanotechnology to selectively guide drugs into pathological sites. Our vision is that novel approaches to target anticancer, anti-angiogenic drugs, miRNA and siRNAs to endothelial and tumor cells to potentially treat angiogenesis-dependent diseases could transform cancer into a chronically-manageable disease. Research methods used include sequencing, gene cloning, quantitative RT-PCR, immunofluorescence, cell culture, scanning electron microscopy, mass spectrometry, MALS, AFM, NMR, HPLC, in situ hybridization, bioinformatics, polymer chemistry, molecular imaging, angiogenesis assays, animal models of cancer (human xenografts



The angiogenic switch and the use of nano-medicines such as Polymer Therapeutics to treat angiogenic tumors. The enhanced permeability and retention (EPR) effect allows nanoconjugates to extravasate through the tumor leaky vessels, accumulate in the tumor bed selectively and internalize into the tumor epithelial and tumor endothelial cells via endocytosis.



in mice, syngeneic and transgenic mice models), pharmacokinetics and pharmacodynamics and 3D printing.

## Publications

Redy-Keisar O, Ferber S, **Satchi-Fainaro R\*** and Shabat D\*, NIR Fluorogenic Dye as a Modular Platform for Prodrug Assembly: Real-Time in vivo Monitoring of Drug Release, *ChemMedChem*, 10(6): 999-1007 (2015). \*Corresponding authors.

Scomparin A, Salmaso S, Eldar-Boock A, Ben-Shushan D, Ferber S, Tiram G, Shmeeda H, Landa-Rouben N, Leor J, Caliceti P, Gabizon A, **Satchi-Fainaro R**, A comparative study of folate receptor-targeted doxorubicin delivery systems: dosing regimens and therapeutic index, *Journal of Controlled Release*, 208 106-120 (2015).

Bonzi G, Salmaso S, Scomparin A, Eldar-Boock A, **Satchi-Fainaro R**, Caliceti P, A novel pullulan bioconjugate for selective breast cancer bone metastases treatment, *Bioconjugate Chemistry* 26(3):489-501 (2015).

Tiram G, Segal E, Krivitsky A, Shreberk-Hassidim R, Ferber S, Ofek P, Udagawa T, Edry L, Shomron N, Roniger M, Kerem B, Shaked Y, Aviel-Ronen S, Barshack I, Calderón M, Haag R and **Satchi-Fainaro R**, Identification of Dormancy-Associated MicroRNAs for the Design of Osteosarcoma-Targeted Dendritic Polyglycerol Nanopolyplexes, *ACS Nano* 10(2): 2028-2045 (2016).

Fisusi FA, Siew A, Chooi KW, Okubanjo O, Garrett N, Lalatsa K, Serrano D, Summers I, Moger J, Stapleton P, **Satchi-Fainaro R**, Schätzlein AG, Uchegbu IF, Lomustine Nanoparticles Enable Both Bone Marrow Sparing and High Brain Drug Levels – A Strategy for Brain Cancer Treatments, *Pharmaceutical Research* 33 (5), 1289-1303 (2016).

Schwartz H, Blacher E, Amer M, Livneh N, Abramovitz L, Klein A, Ben-Shushan D, Soffer S, Blazquez R, Barrantes-Freer A, Müller M, Müller-Decker K, Stein R, Tsarfaty G, **Satchi-Fainaro R**, Umansky V, Pukrop T, Erez N, Incipient melanoma brain metastases instigate astrogliosis and neuroinflammation, *Cancer Research*, DOI: 10.1158/0008-5472.CAN-16-0485 (2016).

Golan M, Feinshtein V, Polyak D, Scomparin A, **Satchi-Fainaro R**, David A, Inhibition of gene expression and cancer cell migration by CD44v3/6-targeted polyion complexes, *Bioconjugate chemistry* 27 (4), 947-960 (2016).

Ofek P, Calderón M, Sheikhi Mehrabadi F, Krivitsky A, Ferber S, Tiram G, Yerushalmi N, Kredo-Russo S, Grossman R, Ram Z, Haag R, **Satchi-Fainaro R**, Restoring the oncosuppressor activity of microRNA-34a in glioblastoma using a polyglycerol-based polyplex, *Nanomedicine: Nanotechnology, Biology and Medicine*, pii: S1549-9634(16)30063-6. doi: 10.1016 (2016).

Polyak D, Krivitsky A, Scomparin A, Eliyahu S, Kalinski H, Avkin-Nachum S, **Satchi-Fainaro R**, Systemic delivery of siRNA by aminated poly( $\alpha$ ) glutamate for the treatment of solid tumors, *Journal of Controlled Release*, 257:132-142 (2017).

Baabur-Cohen H, Vossen L, Rune Krüger H, Eldar-boock A, Yeini E, Landa-Rouben N, Tiram G, Wedepohl S, Markovsky E, Leor J, Calderón M and **Satchi-Fainaro R**, In vivo comparative study of distinct polymeric architectures bearing a combination of paclitaxel and doxorubicin at a synergistic ratio, *Journal of Controlled Release*, 257:118-131 (2017).

Krivitsky A, Polyak D, Scomparin A, Eliyahu S, Ori A, Avkin Nachum S, Krivitsky V, **Satchi-Fainaro R**. Structure-function correlation of aminated poly( $\alpha$ ) glutamate as siRNA nanocarriers. *Biomacromolecules*. 17:2787-2800 (2016).

Shatsberg Z, Zhang X, Ofek P, Malhotra S, Krivitsky A, Scomparin A, Tiram G, Calderón M, Haag R, **Satchi-Fainaro R**. Functionalized nanogels carrying an anticancer microRNA for glioblastoma therapy, *Journal of Controlled Release*, 239:159-68 (2016).

Gnaim S, Scomparin A, Li X, Baran PS, Rader C, **Satchi-Fainaro R**, Shabat D. Tagging the Untaggable: A Difluoroalkyl-Sulfinate Ketone-Based Reagent for Direct C-H Functionalization of Bioactive Heteroarenes, *Bioconjugate Chemistry*, 27:1965-71 (2016).

Hananya N, Eldar-Boock A, Bauer CR, **Satchi-Fainaro R**, Shabat D, Remarkable Enhancement of Chemiluminescent Signal by Dioxetane-Fluorophore Conjugates: Turn-ON Chemiluminescence Probes with Color Modulation for Sensing and Imaging, *Journal of the American Chemical Society (JACS)*. 138:13438-13446 (2016).

Alishekevitz D, Gingis-Velitski S, Kaidar-Person O, Gutter-Kapon L, Scherer SD, Raviv Z, Merquiol E, Ben-Nun Y, Miller V, Rachman-Tzemah C, Timaner M, Mumblat Y, Ilan N, Loven D, Hershkovitz D, **Satchi-Fainaro R**, Blum G, P Sleeman J, Vlodavsky I, Shaked Y, Macrophage-Induced Lymphangiogenesis and Metastasis following Paclitaxel Chemotherapy Is



Regulated by VEGFR3, *Cell Reports* 17:1344-1356 (2016).

Markovsky E, Eldar-Boock A, Ben-Shushan D, Baabur-Cohen H, Yeini E, Many A, Pisarevsky E, Aviel-Ronen S, Barshack I, **Satchi-Fainaro R**, Targeting NCAM-expressing neuroblastoma with polymeric precision nanomedicine, *Journal of Controlled Release*, 249:162-172 (2017).

Zupančič E, Curato C, Paisana M, Rodrigues C, Porat Z, Viana AS, Afonso CAM, Pinto J, Gaspar R, Moreira JN, **Satchi-Fainaro R**, Jung S, Florindo HF, Rational design of nanoparticles towards targeting antigen-presenting cells and improved T cell priming. *Journal of Controlled Release*, 258:182-195 (2017).

Ferguson EL, Scomparin A, Hailu H, **Satchi-Fainaro R**. HPMA Copolymer-phospholipase C and Dextrin-Phospholipase A2 as Model Triggers for Polymer Enzyme Liposome Therapy (PELT). *Journal of Drug Targeting*, 21:1-33. (2017).

Markovsky E\*, Vax E\*, Ben-Shushan D, Eldar-Boock A, Shukrun R, Yeini E, Barshack I, Caspi R, Harari-Steinberg O, Pode-Shakked N, Dekel B, **Satchi-Fainaro R**, Wilms' tumor NCAM-expressing cancer stem cells as potential therapeutic target for polymeric nanomedicine, *Molecular Cancer Therapeutics*, 16, 2462-72 (2017).

Eldar-Boock A, Blau R, Ryppa C, Baabur-Cohen H, Many A, Vicent MJ, Kratz F, Sanchis J, **Satchi-Fainaro R**. Integrin-Targeted Nano-Sized Polymeric Systems for Paclitaxel Conjugation: A Comparative Study. *Journal of Drug Targeting*. 8:1-16 (2017).

Hananya N, Green O, Blau R, **Satchi-Fainaro R**\*, Shabat D\*, Highly-Efficient Chemiluminescence Probe for Detection of Singlet Oxygen in Living Cells. *Angewandte Chemie Int Ed Engl.*, doi: 10.1002/anie.201705803 (2017). Co-Corresponding authors.

Green O, Gnaim, S, Blau R, Eldar-Boock A, **Satchi-Fainaro R**, Shabat D, Near-infrared dioxetane luminophores with direct chemiluminescence emission mode. *Journal of the American Chemical Society (JACS)* 139:13243-13248 (2017).

Ferber S\*, Tiram G\*, Sousa-Herves A\*, Eldar-Boock A, Krivitsky A, Ofek P, Scomparin A, Yeini E, Vossen LI, Licha K, Grossman R, Ram Z, Henkin J, Ruppin E, Auslander N, Haag R, Calderón M and **Satchi-Fainaro R**. Co-targeting the tumor endothelium and P-selectin-expressing glioblastoma cells leads to a remarkable therapeutic outcome. *eLife*, pii: e25281(2017).

Krivitsky A\*, Polyak D\*, Scomparin A\*, Eliyahu S, Ofek P, Tiram G, Kalinski H, Avkin-Nachum S, Feiner

Gracia N, Albertazzi L, **Satchi-Fainaro R**. Amphiphilic poly( $\alpha$ )glutamate polymeric micelles for systemic administration of siRNA to tumors. *Nanomedicine*, 2017 \*equal contribution.

Gibori H, Eliyahu S, Krivitsky A, Ben-Shushan D, Epshtein Y, Ofek P, Lee JS, Ruppin E, Merquiol E, Blum G, and **Satchi-Fainaro R**. An amphiphilic polymeric nanocarrier bearing a synergistic combination of miR-34a-PLK1 siRNA for pancreatic cancer therapy, *Nature Communications*, (2017).

Zupančič E, Curato C, Kim JS, Yeini E, Porat Z, Viana AS, Globerson-Levin A, Waks T, Eshhar Z, Moreira JN, **Satchi-Fainaro R**, Eisenbach L, Jung S, Florindo HF. Nanoparticulate vaccine inhibits tumor growth via improved T cell recruitment into melanoma and huHER2 breast cancer, *Nanomedicine*, 14(3):835-847 (2018).

Eilon-Shaffer T\*, Roth-Konforti M\*, Eldar-Boock A, **Satchi-Fainaro R**, Shabat D, ortho-Chlorination of phenoxy 1,2-dioxetane yields superior chemiluminescent probes for in vitro and in vivo imaging. *Organic & Biomolecular Chemistry*, 16(10):1708-1712 (2018). \*Equal contribution

Vossen LI\*, Markovsky E\*, Eldar-Boock A, Tschiche HR, Wedepohl S, Pisarevsky E, **Satchi-Fainaro R**\*, Calderon M\*, Pegylated Dendritic Polyglycerol Conjugate Targeting Ncam-Expressing Neuroblastoma: Limitations and Challenges. *Nanomedicine*, 14(4):1169-1179 (2018). \*Corresponding authors.

Blau R, Epshtein Y, Tiram G, Pisarevsky E, Israeli S, Yeini E, Krivitsky A, Eldar-Boock A, Ben-Shushan D, Green O, Ben-Nun Y, Merquiol E, Schwartz H, Blum G, Erez N, Grossman R, Ram Z, Shabat D, **Satchi-Fainaro R**, Image-Guided Surgery Using Near-Infrared Turn-ON Fluorescent Nanoprobes for Precise Detection of Tumor Margins, *Theranostics*, 24;8(13):3437-3460 (2018).

Krivitsky A, Krivitsky V, Polyak D, Scomparin A, Eliyahu S, Gibori H, Yeini E, Pisarevsky E, Avkin-Nachum S, **Satchi-Fainaro R**, Molecular weight-dependent activity of aminated poly( $\alpha$ )glutamates as siRNA nanocarriers, *Polymers*, 10(5) 548-570 (2018).

Tiram G\*, Ferber S\*, Ofek P, Krivitsky A, Yeini E, Amsalem O, Almog N, Henkin J, Ben-Shushan D, Eldar-Boock A, Lee JS, Ruppin E, Yavin E, Grossman R, Ram Z, Calderón M, Haag R, **Satchi-Fainaro R**, Reverting the molecular fingerprint of tumor dormancy as a therapeutic strategy for glioblastoma, *FASEB J*, doi: 10.1096/fj.201701568R (2018).

Gnaim S, Scomparin A, Das S, **Satchi-Fainaro R**, Shabat D, Real-Time Monitoring of Prodrug Activation by Direct-Mode of Chemiluminescence. *Angew Chem Int Ed Engl.*, 16;57(29):9033-9037 (2018).

Sainz V, Moura L, Peres C, Matos AI, Viana AS, Wagner AM, Ramirez JEV, Barata T, Gaspar M, Brocchini S, Zloh M, Peppas NA, **Satchi-Fainaro R**, Florindo HF,  $\alpha$ -Galactosylceramide and peptide-based nano-vaccine synergistically induced a strong tumor suppressive effect in melanoma. *Acta Biomaterialia*, 76:193-207 (2018).

Zafir-Lavie I, Sherbo S, Goltsman H, Badinter F, Yeini E, Ofek P, Tal O, Shapir N, Miari R, Neil GA, Benhar I, **Satchi-Fainaro R**, Successful gene therapy obtained by fibroblasts expressing anti-HER2 antibody for HER2-positive breast cancer brain metastases, *Journal of Controlled Release*, 291:80-89 (2018).

Gnaim S, Scomparin A, Eldar-Boock A, Bauer CR, **Satchi-Fainaro R**, Shabat D, Light emission enhancement by supramolecular complexation of chemiluminescence probes designed for bioimaging, *Chemical Science*, (2019).

## Reviews

Scomparin A, Polyak D, Krivitsky A, **Satchi Fainaro R**, Achieving successful delivery of oligonucleotides – From physico-chemical characterization to in vivo evaluation, *Biotechnology Advances*, 33 (6pt3) 1294-1309 (2015).

Blau R, Krivitsky A, Epshtein Y, **Satchi-Fainaro R**, Are nanotheranostics and nanodiagnosics-guided drug delivery stepping stones toward precision medicine? *Drug Resistance Updates*, in press (2016).

Ofek P, Tiram G, **Satchi-Fainaro R**, RNAi Anti-angiogenic Nanomedicines, *Advanced Drug Delivery Reviews*, in press (2016).

Blau R, Krivitsky A, Epshtein Y, **Satchi-Fainaro R**. Are nanotheranostics and nanodiagnosics-guided drug delivery stepping stones towards precision medicine? *Drug Resistance Updates*, 27:39-58 (2016).

Ofek P, Tiram G, **Satchi-Fainaro R**. Angiogenesis regulation by nanocarriers bearing RNA interference. *Advanced Drug Delivery Reviews*, in press (2017).

Blau R, Neeman M, **Satchi-Fainaro R**, Emerging nanomedical solutions for angiogenesis regulation, *Advanced Drug Delivery Reviews*, in press (2017).

Scomparin A, Florindo HF, Tiram G, **Satchi-Fainaro R**, Two-step polymer- and liposome- enzyme prodrug therapies for cancer: PDEPT and PELT concepts

and future perspectives, *Advanced Drug Delivery Reviews*, in press (2017).

**Satchi-Fainaro R**, Vicent MJ, Richardson S, Editorial-Professor Ruth Duncan Coined the Term Polymer Therapeutics, *Journal of Drug Targeting*, in press (2017).

Gibori H, Eliyahu S, Krivitsky A, Ben-Shushan D, Epshtein Y, Tiram G, Blau R, Ofek P, Sang Lee J, Ruppim E, Landsman L, Barshack I, Golan T, Merquiol E, Blum G and **Satchi-Fainaro R**, Amphiphilic nanocarrier-induced modulation of PLK1 and miR-34a leads to improved therapeutic response in pancreatic cancer, *Nature Communications*, 9(1):16 (2018).

Zupančič E, Curato C, Kim JS, Yeini E, Porat Z, Viana AS, Globerson-Levin A, Waks T, Eshhar Z, Moreira JN, **Satchi-Fainaro R**, Eisenbach L, Jung S, Florindo HF. Nanoparticulate vaccine inhibits tumor growth via improved T cell recruitment into melanoma and huHER2 breast cancer, *Nanomedicine*, 14(3):835-847 (2018).

Eilon-Shaffer T\*, Roth-Konforti M\*, Eldar-Boock A, **Satchi-Fainaro R**, Shabat D, ortho-Chlorination of phenoxy 1,2-dioxetane yields superior chemiluminescent probes for in vitro and in vivo imaging. *Organic & Biomolecular Chemistry*, 16(10):1708-1712 (2018). \*Equal contribution

Vossen LI\*, Markovsky E\*, Eldar-Boock A, Tschiche HR, Wedepohl S, Pisarevsky E, **Satchi-Fainaro R\***, Calderon M\*, Pegylated Dendritic Polyglycerol Conjugate Targeting Ncam-Expressing Neuroblastoma: Limitations and Challenges. *Nanomedicine*, 14(4):1169-1179 (2018). \*Corresponding authors

Blau R, Epshtein Y, Tiram G, Pisarevsky E, Israeli S, Yeini E, Krivitsky A, Eldar-Boock A, Ben-Shushan D, Green O, Ben-Nun Y, Merquiol E, Schwartz H, Blum G, Erez N, Grossman R, Ram Z, Shabat D, **Satchi-Fainaro R**, Image-Guided Surgery Using Near-Infrared Turn-ON Fluorescent Nanoprobes for Precise Detection of Tumor Margins, *Theranostics*, 24;8(13):3437-3460 (2018).

Krivitsky A, Krivitsky V, Polyak D, Scomparin A, Eliyahu S, Gibori H, Yeini E, Pisarevsky E, Avkin-Nachum S, **Satchi-Fainaro R**, Molecular weight-dependent activity of aminated poly( $\alpha$ )glutamates as siRNA nanocarriers, *Polymers*, 10(5) 548-570 (2018).

Tiram G\*, Ferber S\*, Ofek P, Krivitsky A, Yeini E, Amsalem O, Almog N, Henkin J, Ben-Shushan D, Eldar-Boock A, Lee JS, Ruppim E, Yavin E, Grossman R, Ram Z, Calderón M, Haag R, **Satchi-Fainaro**

<p><b>R</b>, Reverting the molecular fingerprint of tumor dormancy as a therapeutic strategy for glioblastoma, <i>FASEB J</i>, doi: 10.1096/fj.201701568R (2018).</p> <p>Gnaim S, Scomparin A, Das S, <b>Satchi-Fainaro R</b>, Shabat D, Real-Time Monitoring of Prodrug Activation by Direct-Mode of Chemiluminescence. <i>Angew Chem Int Ed Engl.</i>, 16;57(29):9033-9037 (2018).</p>	<p>2016-2021</p> <p>2017-2020</p>	<p>Morris Kahn Foundation, 3D-printed cancer modeling.</p> <p>European Innovative Research &amp; Technological Development Projects in Nanomedicine, framework of the ERA-NET EuroNanoMed-II: MultiNano@MBM (Co-PIs: Florindo, Jung, Recio)</p>	
<p><b>Grants</b></p>			
<p>2014-2019</p>	<p>European Research Council (ERC) Consolidator Award. PolyDorm: “Uncovering the molecular and cellular mechanism of tumor dormancy for the rational design of theranostic nanomedicines”</p>	<p>2018-2021</p> <p>2018-2023</p>	<p>MSCA-ITN-2017: Innovative Training Networks, Bio-orthogonal catalysis for cancer therapy (THERACAT).</p> <p>Israel Science Foundation (ISF) grant, Elucidating tumor-host interactions to design precision nanomedicines for the prevention and treatment of melanoma.</p>
<p>2016-2020</p>	<p>Merck Global Healthcare (co-PI, Shabat), Tagging of heteroaryl chemotherapeutic drug molecules with a ketone functional group and employing it for Antibody-drug conjugates application.</p>	<p>2018-2025</p>	<p>Israel Cancer Research Foundation (ICRF) Professorship, P-selectin-targeted nanomedicines and immunotherapy for brain metastases prevention.</p>



## Prof. Yosef Shiloh, Ph.D.

Department of Human Molecular Genetics and  
Biochemistry  
Sackler Faculty of Medicine



E-mail: [yossih@post.tau.ac.il](mailto:yossih@post.tau.ac.il)  
Lab web site: <http://www.tau.ac.il/~yossih/>



# The ATM-Mediated DNA Damage Response

## Positions

Professor Emeritus, Sackler Faculty of Medicine  
David and Inez Myers Chair in Cancer Genetics  
ICRF Research Professorship

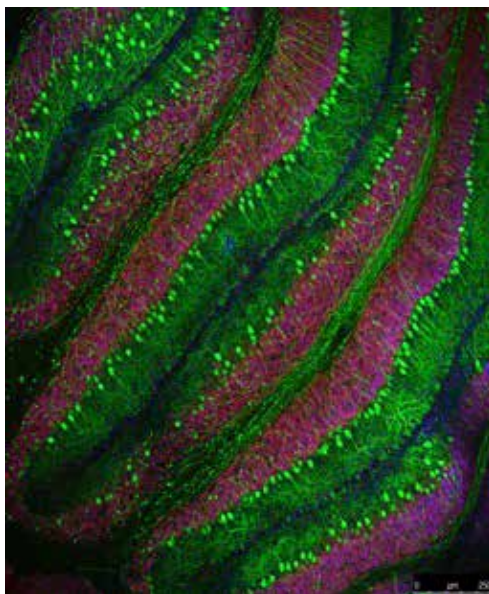
## Research

Our laboratory investigates the cellular DNA damage response. This research stems from our interest in the human genetic disorder ataxia-telangiectasia (A-T), in which a central axis of the DNA damage response is missing.

Genetic defects in the DNA damage response lead to genomic instability syndromes, which usually include tissue degeneration, cancer predisposition, and sensitivity to specific DNA damaging agents. A prototype genomic instability syndrome is A-T. The disease is characterized by neuronal degeneration,

immunodeficiency, chromosomal instability, sensitivity to ionizing radiation, and cancer predisposition. Our lab has been investigating A-T since its establishment in 1985. In 1995, after 8 years of intensive work, we identified the gene that is defective (mutated) in A-T patients and called it *ATM* (A-T, Mutated). We went on to study the activity of its product, the ATM protein, which turned out to be an enzyme with an activity called “protein kinase”.

Our current research is aimed at a broader understanding of the ATM-mediated DNA damage response. Particular attention is paid to the molecular and physiological basis of A-T, which may eventually lead to new treatment modalities for the disease. We investigate this system with cell biology methods, gene targeting in mice, and systems biology strategies including high-throughput screens, advanced proteomics and bioinformatics. A study is underway aimed at understanding the DNA damage response in the part of the brain called the cerebellum, which is badly damaged in A-T patients. Another project is searching for a drug treatment for A-T patients based on our recent understanding of the disease.



Microscopic image of a slice of mouse cerebellum in culture. The cells stained green are called Purkinje cells. These cells are the first to be damaged and lost in A-T patients. Such cultures are used to study the DNA damage response in this complex organ.

## Publications

Meir, M., Galanty, Y., Kashani, L., Blank, M., Khosravi, R., Fernández-Ávila, M.J., Cruz-García, A., Star, A., Shochat, L., Thomas, Y., Garrett, L.J., Chamovitz, D.A., Bodine, D.M., Kurz, T., Huertas, P., Ziv, Y., and **Shiloh, Y.** (2015) The COP9 signalosome is vital for timely repair of DNA double-strand breaks. *Nucleic Acids Res.* 43: 4517-4530.

Tal E, **Shiloh Y.** (2017) Monitoring the ATM-mediated DNA damage response in the cerebellum using organotypic cultures. *Methods Mol Biol* 1599 419-430.

Gavish-Izakson, M., Bhavana, VB, Elkon, R., Prados-Carvajal, R., Barnabas, G.D., Pineiro Ugalde, A., Agami, A., Geiger, T., Huertas, P., Ziv, Y., and **Shiloh,**



**Y.** (2018) Nuclear poly(A)-binding protein 1 is an ATM target and essential for DNA double-strand break repair. *Nucleic Acids Res.* 46:730-747.

Baranes-Bachar, K., Levy-Barda, A., Oehler, J., Reid, D.A., Soria-Bretones, I., Vos, T.C., Chung, D., Park, Y., Liu, C., Yoon, J.-B., Li, W., Dellaire, G., Misteli, T., Huertas, P., Rothenberg, E., Ramadan, K., Ziv, Y., and **Shiloh, Y.** (2018) The ubiquitin E3/E4 ligase, UBE4A, fine-tunes protein ubiquitylation and accumulation at sites of DNA damage facilitating double-strand break repair. *Mol. Cell* 69:866-878.

Jachimowicz RD, Beleggia F, Isensee J, Velpula BB, Goergens J, Bustos MA, Doll MA, Shenoy A, Checa-Rodriguez C, Wiederstein JL, Baranes-Bachar K, Bartenhagen C, Hertwig F, Teper N, Nishi T, Schmitt A, Distelmaier F, Lüdecke HJ, Albrecht B, Krüger M, Schumacher B, Geiger T, Hoon DSB, Huertas P, Fischer M, Hucho T, Peifer M, Ziv Y, Reinhardt HC, Wiczorek D, **Shiloh Y.** (2018) UBQLN4 represses homologous recombination and is overexpressed in aggressive tumors. *Cell.* 2018. pii: S0092-8674(18)31516-2.

Tal E, Alfo M, Zha S, Barzilai A, De Zeeuw CI, Ziv Y, **Shiloh Y.** (2018) Inactive Atm abrogates DSB repair in mouse cerebellum more than does Atm loss, without causing a neurological phenotype. *DNA Repair (Amst).* 72:10-17.

## Reviews

Tal, E. and **Shiloh, Y.** (2016) Monitoring the ATM-mediated DNA damage response in the cerebellum using organotypic cultures. *Methods in Molecular Biology* 1599:419-430.

Barzilai, A., Schumacher, B., and **Shiloh, Y.** (2017) Genome instability: linking ageing and brain degeneration. *Mechanisms of Ageing and Development* 161 (PtA):4-18.

**Shiloh, Y.**, and Lederman, H. (2017) Ataxia-telangiectasia (A-T): an emerging dimension of premature ageing. *Ageing Research Reviews* 33:76-88.

## Grants

2014 – 2021 Israel Cancer Research Fund (ICRF Professorship)

2015 – 2020 The A-T Children's Project

2016- 2020 US-Israel Binational Science Foundation





## Prof. Ilan Tsarfaty, Ph.D.

Department of Clinical Microbiology and Immunology  
Sackler Faculty of Medicine



E-mail: [ilants@post.tau.ac.il](mailto:ilants@post.tau.ac.il)

# Met Proto-Oncogene and its Ligand, HGF/SF and Breast Cancer

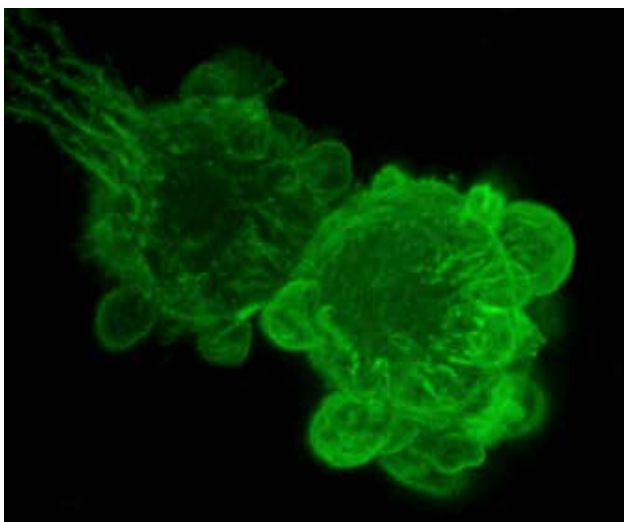
## Position

Associate Professor, Sackler Faculty of Medicine

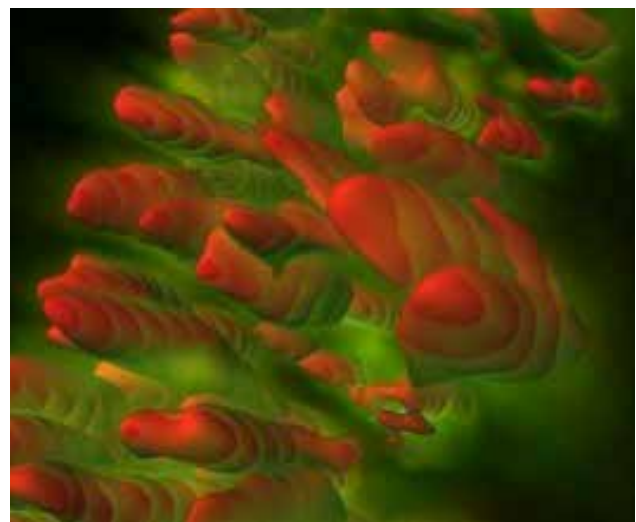
## Research

Breast cancer is the most common malignant disease in western women. In the majority of cases the cause of death in cancer patients is not the primary tumors, but complications derived from metastases at distant sites. The *met* proto-oncogene product (Met – a receptor tyrosine kinase) and its ligand, hepatocyte growth factor/scatter factor (HGF/SF), mediate cell motility and proliferation *in vitro* and tumorigenicity, angiogenesis and metastasis *in vivo*. Mimp/Mtch2, a mitochondrial carrier homologue cloned in our lab, is induced by Met-HGF/SF signaling and is involved in metabolic and bioenergetic processes. We have previously shown that activation of Met by HGF/SF induces an increase in tumor blood volume in a dose-dependent manner. Mimp/Mtch2 reduces cells proliferation *in vitro* and tumor growth *in vivo*. Several anti-Met targeted therapies are in development and some have entered phase III clinical trials.

The goal of our studies is to further understand the role of Met-Mimp/Mtch2 in cancer progression and metastasis, and to develop modalities for personalizing targeted Met therapy. Fluorescent tagged-Met proteins were used to study Met mitogenic effect on cells. Met induced cell motility is mediated by the formation of membrane structures such as ruffles, pseudopodia and blebs. Over expression of GFP-Met WT results in its constitutive activation, cell rounding and detachment, and dynamic non-apoptotic membrane blebbing. Bleb retraction results in numerous membrane microspikes where CFP-Met WT, YFP-actin and membrane markers accumulate. Expression of Dominant-Negative (DN) YFP-Met alone did not induce any membrane blebbing, and co-expression of CFP-Met WT and YFP-Met DN significantly reduces membrane blebbing. Using confocal based molecular imaging we also show that Mimp/Mtch2 reduces the levels of reactive oxygen species ROS and prevents the HGF/SF induced increase in ROS. Mimp/Mtch2 also reduces the polarization of the mitochondrial membrane potential.



Met localization in blebbing cells



Mimp localization in mitochondrial cells (Red inner mitochondria marker, Green Mimp-GFP)

To study Met activation by HGF/SF *in vivo*, we used a xenograft mouse model in which DA3 cells expressing the fluorescent protein mCherry (DA3-mCherry) are injected orthotopically into mice mammary glands. Contrast media ultrasound-based Met functional molecular imaging (FMI) demonstrated that HGF/SF-induced increased hemodynamics is dependent on Met concentration and can be dramatically reduce upon inhibition of the receptor and its signaling pathway; Whole animal spectral imaging enabled detection of sub-millimeter metastases demonstrating fast developing micrometastatic spread of the tumor; Macro to Micro and two photon confocal imaging demonstrated HGF/SF-induced changes in blood flow at single vessel resolution, localization of metalloprotease and catapsine activity at the tumor edge and increase in single cell motility.

Met molecular imaging demonstrated that Met signaling modulation plays a major role in breast cancer tumor growth and development. These emerging MI modalities may help tailor Met-targeted therapy.

#### Publications

Huang B, Jolly MK, Lu M, **Tsarfaty I**, Ben-Jacob E, Onuchic JN. Modeling the transitions between

collective and solitary migration phenotypes in cancer metastasis. *Sci Rep.* 2015. 5:17379.

Hecht I, Natan S, Zaritsky A, Levine H, **Tsarfaty I**, Ben-Jacob E. The motility-proliferation-metabolism interplay during metastatic invasion. *Sci Rep.* 2015. 4;5:13538.

Hecht I, Bar-El Y, Balmer F, Natan S, **Tsarfaty I**, Schweitzer F, Ben-Jacob E. Tumor invasion optimization by mesenchymal-amoeboid heterogeneity. *Sci Rep.* 2015. 5:10622. Erratum in: *Sci Rep.* 2015;5:12121.

Zaritsky A, Natan S, Kaplan D, Ben-Jacob E, **Tsarfaty I**. Live time-lapse dataset of in vitro wound healing experiments. *Gigascience.* 2015. ;4:8.

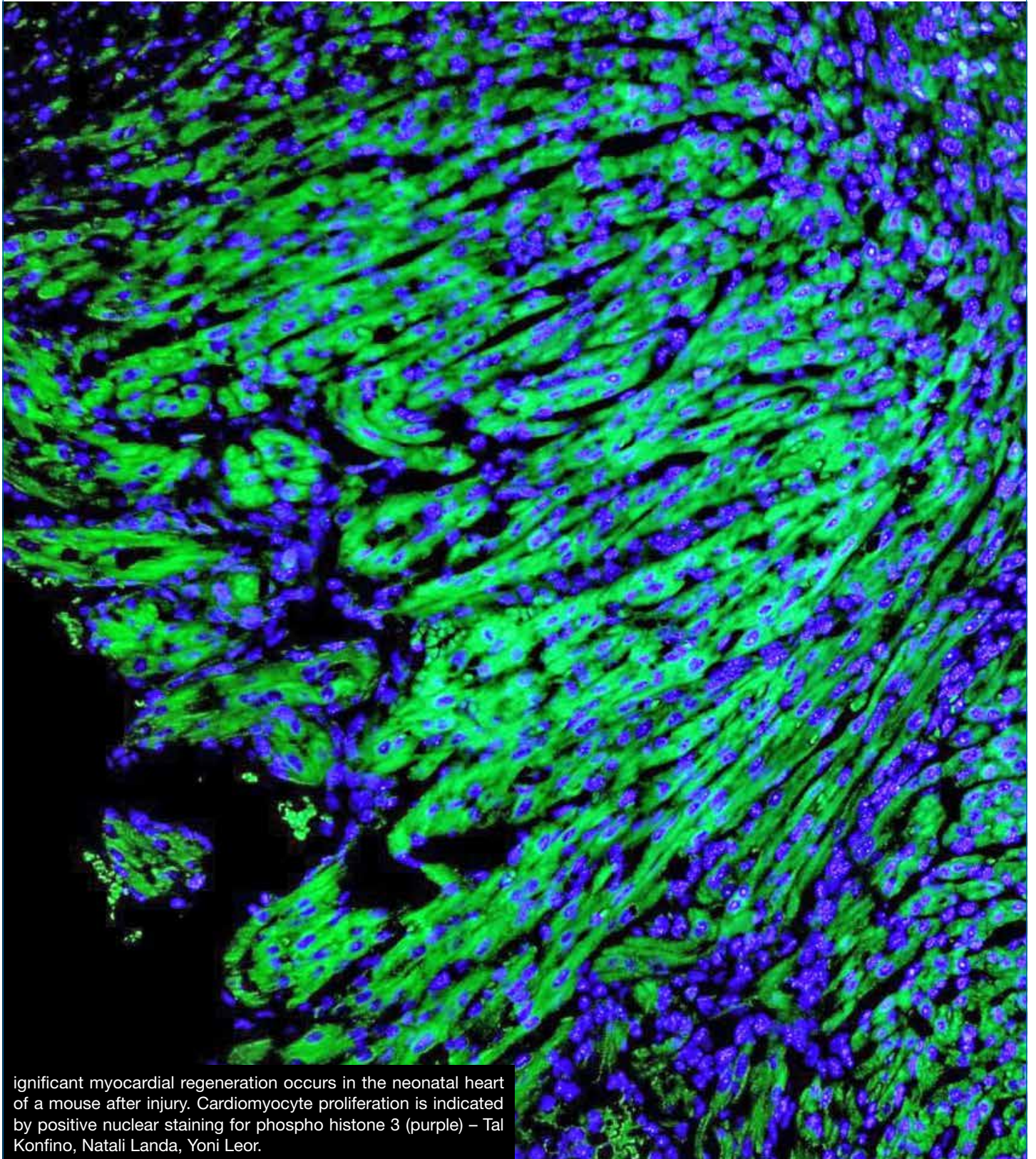
Bar-Lev Y, Moshitch-Moshkovitz S, Tsarfaty G, Kaufman D, Horev J, Resau JH, **Tsarfaty I**. Mimp/Mtch2, an obesity susceptibility gene, induces alteration of fatty acid metabolism in transgenic mice. *PLoS One.* 2016;11.

#### Grants

2017-2019 Israel Science Foundation



# Cardiovascular Research and Diseases



Significant myocardial regeneration occurs in the neonatal heart of a mouse after injury. Cardiomyocyte proliferation is indicated by positive nuclear staining for phospho histone 3 (purple) – Tal Konfino, Natali Landa, Yoni Leor.





Prof. Bernard Attali, Ph.D.

Department of Physiology &  
Pharmacology  
Sackler Faculty of Medicine



Email: [battali@post.tau.ac.il](mailto:battali@post.tau.ac.il)  
<http://www2.tau.ac.il/Person/medicine/researcher.asp?id=achigijid>



## Normal and Diseased Potassium Channels in Human Brain and Heart

### Position

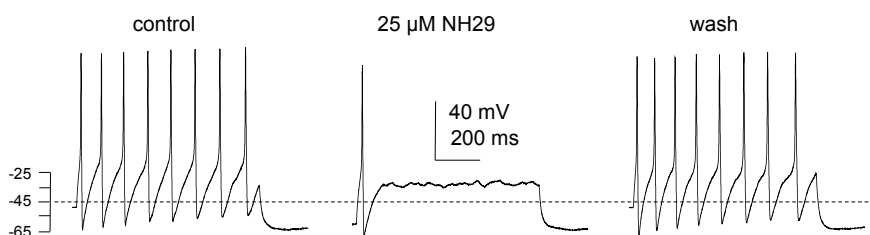
Professor, Sackler Faculty of Medicine

Andy Libach Professorial Chair in Clinical Pharmacology and Toxicology

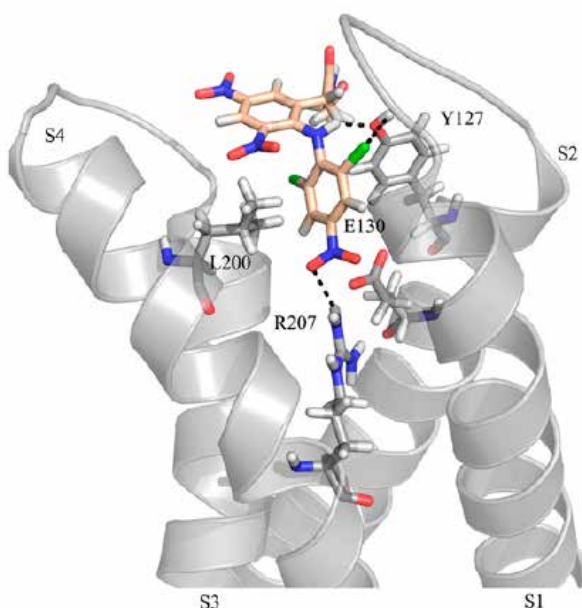
### Research

Reaching an understanding in molecular terms of the mechanisms by which changes in membrane potential regulate cellular events is the main

concern of our research. We focus our interest on potassium channels because they play crucial roles in many cellular functions such as shaping cardiac and neuronal action potentials, tuning neuronal firing patterns, synaptic integration or modulating neurotransmitter release. Using the powerful combination of molecular biology, biophysics, biochemistry and electrophysiology, our research aims at elucidating the structural, biophysical and physiological attributes of potassium channels in human brain and heart and whose mutations lead to



Activation of M-type potassium channels by our homemade NH29 opener inhibits evoked spike discharge in dorsal root ganglion sensory neurons.



Docking of the NH29 gating-modifier molecule onto the voltage sensor domain of the Kv7.2 potassium channel.

major neurological and cardiovascular disorders like epilepsy, myokymia, atrial or ventricular fibrillation.

## Publications

### Manuscripts

Patrich E, Piontkewitz Y, Peretz A, Weiner I, **Attali B.** (2016). Maturation- and sex-sensitive depression of hippocampal excitatory transmission in a rat schizophrenia model. *Brain Behav Immun.* 51:240-51.

Patrich E, Piontkewitz Y, Peretz A, Weiner I, **Attali B.** (2016). Maternal immune activation produces neonatal excitability defects in offspring hippocampal neurons from pregnant rats treated with poly I:C. *Sci Rep.* 8;6:19106.

Strulovich R, Tobelaim WS, **Attali B,** Hirsch JA. (2016) Structural insights into the M-Channel proximal C-terminus/calmodulin complex. *Biochemistry.* 55:5353-65.

Ding Q, Fang S, Chen X, Wang Y, Li J, Tian F, Xu X, **Attali B,** Xie X, Gao Z. (2017) TRPA1 channel mediates organophosphate-induced delayed neuropathy. *Cell Discov.* 3:17024.

Haron-Khun S, Weisbrod D, Bueno H, Yadin D, Behar J, Peretz A, Binah O, Hochhauser E, Eldar M, Yaniv Y, Arad M, **Attali B.** (2017) SK4 K+ channels are therapeutic targets for the treatment of cardiac arrhythmias. *EMBO Mol Med.* 9:415-429.

Tobelaim WS, Dvir M, Lebel G, Cui M, Buki T, Peretz A, Marom M, Haitin Y, Logothetis DE, Hirsch JA, **Attali B.** (2017) Competition of calcified calmodulin N lobe and PIP2 to an LQT mutation site in Kv7.1 channel. *Proc Natl Acad Sci USA.* 114:E869-E878.

Lezmy J, Lipinsky M, Khrapunsky Y, Patrich E, Shalom L, Peretz A, Fleidervish IA, **Attali B.** (2017) M-current inhibition rapidly induces a unique CK2-dependent plasticity of the axon initial segment. *Proc Natl Acad Sci USA.* pii: 201708700.

Tobelaim WS, Dvir M, Lebel G, Cui M, Buki T, Peretz A, Marom M, Haitin Y, Logothetis DE, Hirsch JA, **Attali B.** (2017) Ca<sup>2+</sup>-Calmodulin and PIP2 interactions at the proximal C-terminus of Kv7 channels. *Channels (Austin).* doi: 10.1080/19336950.2017.1388478.

Meisel E, Tobelaim W, Dvir M, Haitin Y, Peretz A, **Attali B.** (2018) Inactivation gating of Kv7.1 channels does not involve concerted cooperative subunit interactions. *Channels (Austin).* 12:89-99.

Meisel E, Tobelaim W, Dvir M, Haitin Y, Peretz A, **Attali B.** (2018) Inactivation gating of Kv7.1 channels does not involve concerted cooperative subunit interactions. *Channels (Austin).* 12(1):89-99.

Bueno-Levy H, Weisbrod D, Yadin D, Haron-Khun S, Peretz A, Hochhauser E, Arad M, **Attali B.** (2020) The hyperpolarization-activated cyclic-nucleotide-gated channel blocker ivabradine does not prevent arrhythmias in catecholaminergic polymorphic ventricular tachycardia. *Front Pharmacol.* 10:1566.

Lezmy J, Gelman H, Katsenelson M, Styr B, Tikochinsky E, Lipinsky M, Peretz A, Slutsky I, **Attali B** (2020). M-current inhibition in hippocampal excitatory neurons triggers intrinsic and synaptic homeostatic responses at different temporal scales. *J. Neurosci.* In press.

### Reviews

Alexander SP, Kelly E, Marrion N, Peters JA, Benson HE....**Attali, B.** et CGTP Collaborators. (2015) The Concise Guide to PHARMACOLOGY 2015/16: Overview. *Br J Pharmacol.* 172:5729-43.

**Attali B,** Gao ZB. (2016). Ion channels research in the post-genomic era. *Acta Pharmacol Sin.* 37:1-3.

Weisbrod D, Khun SH, Bueno H, Peretz A, **Attali B.** (2016). Mechanisms underlying the cardiac pacemaker: the role of SK4 calcium-activated potassium channels. *Acta Pharmacol Sin.* 37:82-97.

Alexander SP, Kelly E, Marrion NV, Peters JA, Faccenda E, Harding SD, Pawson AJ, Sharman JL, Southan C, Buneman OP, Cidlowski JA, Christopoulos A, Davenport AP, Fabbro D, Spedding M, Striessnig J, Davies JA; CGTP Collaborators (incl **Attali B.**) (2017) THE CONCISE GUIDE TO PHARMACOLOGY 2017/18: Overview. *Br J Pharmacol.* 174 Suppl 1:S1-S16.

### Grants

2018-2021 Israel Science Foundation, Calmodulin and PIP2 interactions in Kv7 potassium channels

2020-2022 Kamin, SK4 K+ channel blockers: a new treatment for atrial fibrillation





Prof. Nathan Dascal, Ph.D.

Dept. of Physiology and Pharmacology  
Sackler School of Medicine



Email: [dascaln@post.tau.ac.il](mailto:dascaln@post.tau.ac.il)  
URL: <http://medicine.mytau.org/dascal/>

# Signal Transduction by Neurotransmitters in Brain and Heart in Health and Disease

## Position

Professor of Physiology, Sackler Faculty of Medicine  
Chair, Department of Physiology and Pharmacology  
Morris and Helen Mauerberger Chair for Neuropharmacology

## Research

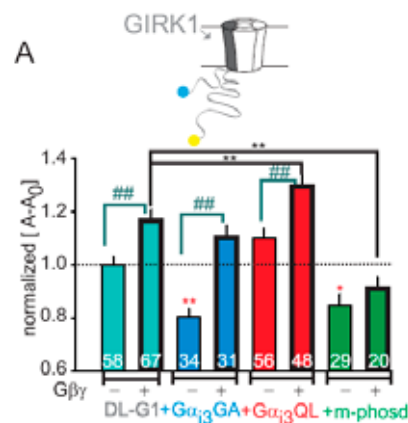
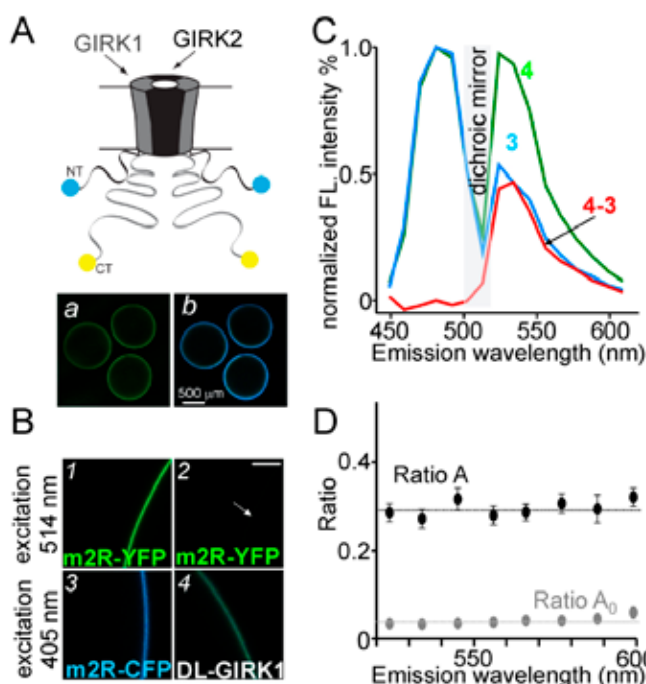
Electrical activity of excitable cells is their most important feature, which allows the performance of fundamental functions of brain, heart and muscle. We are addressing a key issue in modern cardiology and neurobiology: how neurotransmitters regulate cardiac cells and neurons by acting on ion channels – proteins that underlie the electrical activity in these cells; and how errors in these processes cause disease. Main projects in the lab:

Function and regulation of receptors, G proteins, Ca<sup>2+</sup> and K<sup>+</sup> channels in health and disease; Ion channel-related hereditary cardiac and neurological disorders (channelopathies); Mechanisms of coupling of G protein-coupled receptors with effectors; Molecular mechanisms of bipolar disorder.

**Research methods:** Electrophysiology, Neurophysiology, Heterologous Expression, Protein Biochemistry, Fluorescence Resonance Energy Transfer (FRET), Molecular biology, Mathematical and Kinetic Modeling and Simulation, Immunocytochemistry

## Publications

Benmocha Guggenheimer A, Almagor L, Tsemakhovich V, Tripathy DR, Hirsch JA, **Dascal N**. Interactions between N and C termini of  $\alpha 1C$



**Studying GIRK channels expressed in a heterologous system (*Xenopus oocytes*).** Intramolecular fluorescence resonance energy transfer (i-FRET) shows interactions of cytosolic N- and C-termini of the channel. **A**, GIRK channel labeled with two fluorescent proteins. **B**, Imaging the expressed fluorescent proteins with a confocal microscope. **C, D**, Example of use of FRET analysis to study conformational changes in the channel caused by neurotransmitter, G proteins or drugs. **E**, Gα and Gβγ synergistically alter the conformation of GIRK1 subunit.

subunit regulate inactivation of CaV1.2 L-type Ca(2+). *Channels (Austin)*. 2016;10:55-68.

Yakubovich D, Berlin S, Kahanovitch U, Rubinstein M, Farhy-Tselnicker I, Styr B, Keren-Raifman T, Dessauer CW, **Dascal N**. A quantitative model of the GIRK1/2 channel reveals that its basal and evoked activities are controlled by unequal stoichiometry of Ga and Gβγ. *PLoS Comput Biol*. 2015;11

Oz S, Pankonien I, Belkacemi A, Flockerzi V, Klussmann E, Haase H & **Dascal N**. (2017). Protein kinase A regulates C-terminally truncated CaV1.2 in *Xenopus* oocytes: roles of N- and C-termini of the α1C subunit. *J Physiol London*, 595, 3181–3202.

Kahanovitch U, Berlin S & Dascal N. (2017) Collision coupling in the GABAB receptor – G protein – GIRK signaling cascade. *FEBS Lett* 591, 2816-2825

Dascal N & Rubinstein M. (2017) Lithium reduces the span of G protein-activated K<sup>+</sup> (GIRK) channels inhibition in hippocampal neurons. *Bipolar Disord*, in press. DOI: 10.1111/bdi.12536.

Raifman TK, Kumar P, Haase H, Klussmann E, Dascal N & Weiss S. (2017) Protein kinase C enhances plasma membrane expression of cardiac L-type calcium channel, CaV1.2. *Channels (Austin)*, 1-12.

Tabak G, Keren-Raifman T, Kahanovitch U, **Dascal N**. Mutual action by Gγ and Gβ for optimal activation of GIRK channels in a channel subunit-specific manner. *Sci Rep*. 2019;9(1):508.

### Reviews

**Dascal N**, Kahanovitch U. The roles of Gβγ and Ga in gating and regulation of GIRK channels. *Int Rev Neurobiol*. 2015;123:27-85.

Weiss S, **Dascal N**. Molecular aspects of modulation of L-type calcium channels by protein kinase C. *Curr Mol Pharmacol*. 2015;8:43-53.

### Grants

2018-2022 Israel Science Foundation (ISF). Mechanisms of subunit-dependent gating of GIRK channels by G proteins: quantitative physiology and modeling.

2019-2021 German-Israel Foundation (GIF). Novel mechanisms of regulation of cardiac L-type Ca channels by protein kinase A, with Enno Klussmann, MBC Berlin.



## Dr. Michal Katz-Leurer, Ph.D.

Department of Physical Therapy  
Steyer School of Health Professions  
Sackler Faculty of Medicine



Email: michalkz@post.tau.ac.il

# Investigating the Cardiac Autonomic System Among Brain Damaged Patients

## Position

Senior Lecturer

## Research

Stroke, traumatic brain injury and cerebral palsy are the most common causes of physical disability. Autonomic instability is common phenomenon post brain damage, with signs and symptoms of hyperstimulation of the sympathetic nervous system. We study the connections between physical disability and the cardiac autonomic regulation system. We assess the cardiac autonomic response to different stimulus and its immediate and long-lasting adaptation to different physical training protocols.

## Publications

Amichai T, Eylon S, Berger I, **Katz-Leurer M**. The Impact of breathing rate on the cardiac autonomic dynamics among children with cerebral palsy and typically developed controls. *Dev Neurorehabil.* 2018 ;6:1-6.

Avrech Bar M, **Katz-Leurer M**, Warshawski S, Itzhaki M. The role of personal resilience and personality traits of healthcare students on their attitudes towards inter-professional collaboration. *Nurse Educ Today.* 2018; 61:36-42.

Sorek G, Shaklai S, Fadida Y, Meyer S, **Katz-Leurer M**. Autonomic cardiac control response to walking and executive cognitive task in children with acquired brain injury and typically developed controls. *Brain Inj.* 2018, 13:1-6.

Raphaely Beer N, Bornstein NM, Soroker N, **Katz-Leurer M**. The cardiac autonomic nervous system response to different daily demands among patients at the sub-acute phase post ischemic stroke and healthy controls. *Neurorehabilitation* 2018;42:391-396.

Peleg, R, **Katz-Leurer M**. Effect of arm position on circumference measurement of upper arms in healthy and in women with breast cancer-related lymphedema. *Rehabil Oncol.* 2017; 35: 72-80.

Raphaely Beer N, Bornstein NM, Soroker N, **Katz-Leurer M**. Association between cardiac autonomic control and cognitive performance among patients post stroke and age matched healthy controls. *Neurol Sci.* 2017;38: 2037-2043.

Leizerowitz G, **Katz-Leurer M**. Feasibility, stability and validity of the four square step test in typically developed children and children with brain damage. *Brain Inj.* 2017;31:1356-1361.

Cohen-Holzer M, Sorek G, Schweizer M, **Katz-Leurer M**. The influence of a constraint and bimanual training program using a variety of modalities on endurance and on the cardiac autonomic regulation system of children with unilateral cerebral palsy: A self-control clinical trial. *NeuroRehabilitation.* 2017;41:119-126.

Amichai T, Eylon S, Dor-Haim H, Berger I, **Katz-Leurer M**. Cardiac autonomic system response to submaximal test in children with cerebral palsy. *Pediatr Phys Ther.* 2017 29:125-128.

Cohen-Holzer M, **Katz-Leurer M**, Meyer S, Green D, Parush S. The effect of bimanual training with or without constraint on hand functions in children with unilateral cerebral palsy: a non-randomized clinical trial. *Phys Occup Ther Pediatr.* 2017;37:516-527.

Cohen-Holzer M, Sorek G, Kerem J, **Katz-Leurer M**. The impact of combined constraint-induced and bimanual arm training program on the perceived hand-use experience of children with unilateral cerebral palsy. *Dev Neurorehabil.* 2017;20:355-360.

Steinhart S, Kornitzer E, Baron AB, Wever C, Shoshan L, **Katz-Leurer M**. Independence in self-care activities in children with myelomeningocele: exploring factors based on the International Classification of Function model. *Disabil Rehabil.* 2016;10:1-7.

**Katz-Leurer M**, Rotem H, Shofer M, Meyer S. Pediatric cardio-autonomic response to variable effort after severe traumatic brain injury. *Brain Inj.* 2016;15:1-4.

Raphaely Beer N, Bornstein NM, Soroker N, **Katz-Leurer M**. Autonomic cardiac response to static and dynamic muscle contractions in post-stroke and healthy subjects. *Eur Neurol.* 2016;75:207-12

Leizerowitz G, **Katz-Leurer M**. Feasibility, stability and validity of the four square step test in typically developed children and children with brain damage. *Brain Inj.* 2017;31:1356-1361.

Cohen-Holzer M, Sorek G, Schweizer M, **Katz-Leurer M**. The influence of a constraint and bimanual training program using a variety of modalities on endurance and on the cardiac autonomic regulation system of children with unilateral cerebral palsy: A self-control clinical trial. *NeuroRehabilitation.* 2017;41:119-126.

Amichai T, Eylon S, Dor-Haim H, Berger I, **Katz-Leurer M**. Cardiac autonomic system response to submaximal test in children with cerebral palsy. *Pediatr Phys Ther.* 2017;29:125-128.

Cohen-Holzer M, **Katz-Leurer M**, Meyer S, Green D, Parush S. The effect of bimanual training with or without constraint on hand functions in children with unilateral cerebral palsy: a non-randomized clinical trial. *Phys Occup Ther Pediatr.* 2017;37:516-527.

Cohen-Holzer M, Sorek G, Kerem J, **Katz-Leurer M**. The impact of combined constraint-induced and bimanual arm training program on the perceived hand-use experience of children with unilateral cerebral palsy. *Dev Neurorehabil.* 2017;20:355-360.

Steinhart S, Kornitzer E, Baron AB, Wever C, Shoshan L, **Katz-Leurer M**. Independence in self-care activities in children with myelomeningocele: exploring factors

based on the International Classification of Function model. *Disabil Rehabil.* 2016;10:1-7.

**Katz-Leurer M**, Rotem H, Shofer M, Meyer S. Pediatric cardio-autonomic response to variable effort after severe traumatic brain injury. *Brain Inj.* 2016;15:1-4.

Raphaely Beer N, Bornstein NM, Soroker N, **Katz-Leurer M**. Autonomic cardiac response to static and dynamic muscle contractions in post-stroke and healthy subjects. *Eur Neurol.* 2016;75:207-12.

Cohen-Hozler M, Sorek G, Kerem J, Schless S, Freedman R, Rotem H, Schweitzer M, **Katz-Leurer M**. The influence of intense combined training on upper extremity function in children with unilateral cerebral palsy: does initial ability matter? *Phys Occup Ther Pediatr.* 2016 6:1-12.


Shapira-Vadler O, Treger I, **Katz-Leurer M**. Muscle strength, function and heart autonomic regulation system recovery at the sub-acute stage post stroke. *Eur Neurol.* 2015;74:154-7

Mori T, Lustman A, **Katz-Leurer M**. Self-measurement of upper extremity volume in women post-breast cancer: reliability and validity study. *Physiother Theory Pract.* 2015;31:283-7.

Cohen-Holzer M, Sorek G, Schless S, Kerem J, **Katz-Leurer M**. The influence of a constraint and bimanual training program using a variety of modalities, on upper extremity functions and gait parameters among children with hemiparetic cerebral palsy: a case series. *Phys Occup Ther Pediatr.* 2016;36:17-27.

#### Grants

2018-2020 European Research Projects on External Insults to the Nervous System



Prof. Daniel Khananshvili, Ph.D.

Department of Physiology and  
Pharmacology  
Sackler Faculty of Medicine



TEL AVIV UNIVERSITY



Email: dhanan@post.tau.ac.il

## Mechanisms, Regulation and Pharmacology of Calcium Transporting NCX Proteins

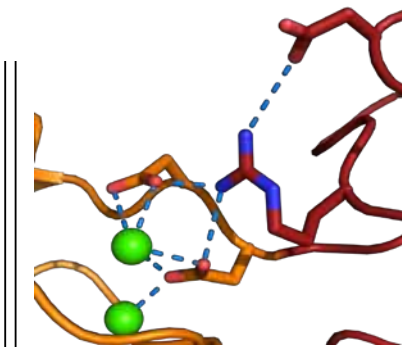
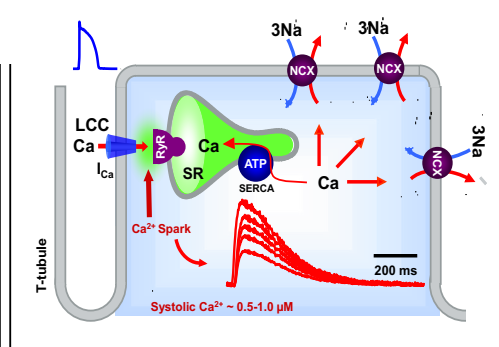
### Positions

Professor, Sackler Faculty of Medicine

### Research

Calcium ( $\text{Ca}^{2+}$ ) is a major regulator in the living cell. In many cell-types the  $\text{Na}^+/\text{Ca}^{2+}$  exchanger proteins (NCX) represent a major  $\text{Ca}^{2+}$  extruding system and thus, play a key role in regulating the  $\text{Ca}^{2+}$ -dependent events in the cell. Three NCX genes form numerous splice variants, which are expressed in a tissue-specific manner to regulate excitation-contraction coupling in heart, long-term potentiation and learning in brain, blood pressure, immune responses, neurotransmitter and hormone secretion, kidney  $\text{Ca}^{2+}$  reabsorption, mitochondrial bioenergetics, etc. Altered expression and regulation of NCX proteins is a chief contributor to  $\text{Ca}^{2+}$ -driven tissue-remodeling in heart failure, cerebral ischemia, hypertension, diabetes, renal malfunction, muscle dystrophy, etc. For example, in cardiac disease a single isoform/splice variant (NCX1.1) is overexpressed, thereby representing a primary concern for life-threatening arrhythmias and contractile malfunction. Selective

pharmacological targeting of NCX variants is expected to recover  $\text{Ca}^{2+}$  homeostasis in predefined cell types and thus, may improve desired activity of altered tissues/organs. Since this breakthrough remains challenging our research efforts are focused on two principle issues: a) To resolve structure-activity relationships underlying the function and regulation of diverse NCX variants; b) To develop new experimental approaches for selective pharmacological targeting of tissue-specific NCX variants with a goal of providing new opportunities for preventing and effective treatment of harmful diseases. In this respect we investigate structure-activity relationships in the wild-type and mutated proteins by exploring a wide spectrum of techniques (stopped-flow and ion-flux assays, FRET, SAXS, ITC, X-ray crystallography, confocal microscopy, patch-clamp, etc). In searching the regulatory mechanisms of CBD1 and CBD2 domains we found that the tissue-specific splice segment, located on CBD2, shapes the regulatory specificity of the primary  $\text{Ca}^{2+}$  sensor located on CBD1. These findings may allow the identification of drug candidates targeting the disease-related NCX variants.





## Publications

Giladi M, Lee SY, Refaeli B, Hiller R, Chung KY and **Khananshvili D**. Structure-dynamic and functional relationships in a Li<sup>+</sup>-transporting sodium-calcium exchanger mutant. *BBA Bioenergetics*. 2018, pii: S0005-2728(18)30676-5.

van Dijk L, Giladi M, Refaeli B, Hiller R, Cheng MH, Bahar I and **Khananshvili D**. Key residues controlling bidirectional ion movements in Na<sup>+</sup>/Ca<sup>2+</sup> exchanger. *Cell Calcium* 2018, 76:10-22.

Lisnyansky M, Kapelushnik N, Ben-Bassat A, Marom M, Loewenstein A, Khananshvili D, Giladi M and Haitin Y (2018) Reduced activity of GGPPS mutant is involved in bisphosphonates-induced atypical fractures. *Mol Pharmacol*. 2018, 94:1280-1289.

Edri I, Goldenberg M, Lisnyansky M, Strulovich R, Newman H, Loewenstein A, **Khananshvili D**, Giladi M, Haitin Y. Overexpression and purification of human Cis-prenyltransferase in *Escherichia coli*. *J Vis Exp*. 2017 Aug 3;(126).

Giladi M, van Dijk L, Refaeli B, Almagor L, Hiller R, Man P, Forest E, **Khananshvili D**. Dynamic distinctions in the Na<sup>+</sup>/Ca<sup>2+</sup> exchanger adopting the inward- and outward-facing conformational states. *J Biol Chem*. 2017, 292:12311-12323.

Giladi M, Lee SY, Ariely Y, Teldan Y, Granit R, Strulovich R, Haitin Y, Chung KY, **Khananshvili D**. Structure-based dynamic arrays in regulatory domains of sodium-calcium exchanger (NCX) isoforms. *Sci Rep*. 2017, 7:993.

Giladi M, Edri I, Goldenberg M, Newman H, Strulovich R, **Khananshvili D**, Haitin Y, Loewenstein A. Purification and characterization of human dehydrodolichil diphosphate synthase (DHDDS) overexpressed in *E. coli*. *Protein Expr Purif*. 2017, 132:138-142.

Lee SY, Giladi M, Bohbot H, Hiller R, Chung KY and **Khananshvili D** (2016) Structure-dynamic basis of splicing dependent regulation in tissue-specific variants of the sodium-calcium exchanger (NCX1), *FASEB J* 30:1356-1366.

Tal I, Kozlovsky T, Brisker D, Giladi M and **Khananshvili D** (2016) Kinetic and equilibrium properties of regulatory Ca<sup>2+</sup>-binding domains in sodium-calcium exchangers 2 and 3. *Cell Calcium* 59:181-188.

Refaeli B, Giladi M, Hiller R and **Khananshvili D** (2016) Structure-based engineering of lithium transporting capacity in the archaeal sodium-calcium exchanger (NCX\_Mj) *Biochemistry* 55:1673-1676.

Giladi M, Almagor L, van Dijk L, Hiller R, Man P, Forest E and **Khananshvili D** (2016) Asymmetric preorganisation of inverted pair residues in the sodium-calcium exchanger. *Scientific Reports*, 16:(20753)1-13.

Giladi M, Lee SY, Hiller R, Chung KY, and **Khananshvili D** (2015) Structure-dynamic determinants governing a mode of regulatory response and propagation of allosteric signal in splice variants of Na<sup>+</sup>/Ca<sup>2+</sup> exchange (NCX) Proteins, *Biochem J* 465:489-501.

## Reviews

Giladi M, Lee SY, Refaeli B, Hiller R, Chung KY and **Khananshvili D**. Structure-dynamic and functional relationships in a Li<sup>+</sup>-transporting sodium-calcium exchanger mutant. *BBA Bioenergetics*. 2018, in press.

van Dijk L, Giladi M, Refaeli B, Hiller R, Cheng MH, Bahar I and **Khananshvili D**. Key residues controlling bidirectional ion movements in Na<sup>+</sup>/Ca<sup>2+</sup> exchanger. *Cell Calcium* 2018, 76:10-22.

Lisnyansky M, Kapelushnik N, Ben-Bassat A, Marom M, Loewenstein A, **Khananshvili D**, Giladi M and Haitin Y (2018) Reduced activity of GGPPS mutant is involved in bisphosphonates-induced atypical fractures. *Mol Pharmacol*. 2018, 94:1280-1289.

**Khananshvili D**. How a helix imposes palmitoylation of a membrane protein: What one can learn from NCX. *J Biol Chem*. 2017, 292:10753-10754.

Giladi M, Shor R, Lisnyansky M, **Khananshvili D**. Structure-functional basis of ion transport in Sodium-Calcium Exchanger (NCX) proteins. *Int J Mol Sci*. 2016, 17(11).

Giladi M, Tal I, and **Khananshvili D** (2016) Structural Features of Ion Transport and Allosteric Regulation in Sodium-Calcium Exchanger (NCX) Proteins. *Frontiers of Physiology*, 7:(30)1-13.

**Khananshvili D** (2016) Long-range allosteric regulation of pumps and transporters: What can we learn from mammalian NCX antiporters, *Advances in Biochemistry in Health and Disease*, 14:93-115.

**Khananshvili, D**. Sodium-Calcium Exchangers (NCX): Molecular Hallmarks Underlying Tissue-Specific and Systemic Functions, *Pflügers Arch*.

## Grants

2018-2023 Israeli Science Foundation



## Prof. Jonathan Leor, M.D.

Neufeld Cardiac Research Institute, Tel Aviv University; Tamman Cardiovascular Institute, Sheba Medical Center; Sheba Center of Regenerative Medicine, Stem Cells and Tissue Engineering



Email: leorj@post.tau.ac.il

# Cardiovascular Regenerative Medicine and Targeting of Inflammation and Fibrosis

## Positions

Professor of Cardiology, Sackler Faculty of Medicine  
Chair, MD-PhD Program

Director, Neufeld Cardiac Research Institute, Tel Aviv University

Director, Tamman Cardiovascular Research Institute, Sheba Medical Center

Director, Sheba Center of Regenerative Medicine, Stem Cells and Tissue Engineering

David Halpern Chair of Cellular and Molecular Cardiology

## Research

Our lab is focused on translational research. Specifically, we study cardiovascular regenerative medicine, stem cells and tissue engineering. In addition, we aim to target cardiovascular inflammation and fibrosis using novel nano-medicine and a theranostic (therapy + diagnosis) approach. We use a combination of gene profiling, new biomaterials, liposomes, tissue engineering, physiological testing,

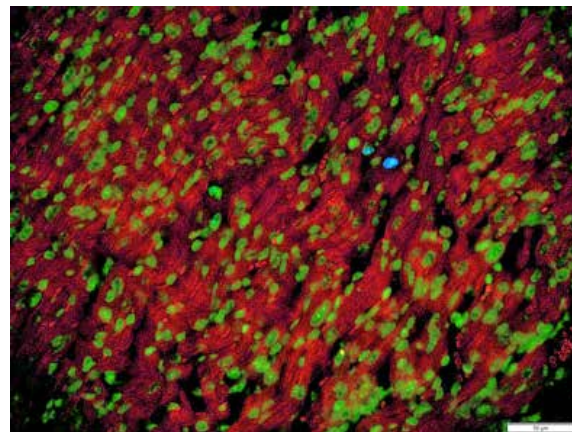
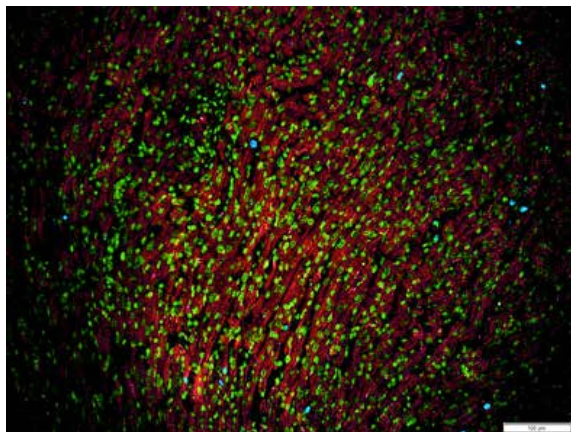
and molecular imaging technologies, to understand heart cell biology in vitro and in vivo. Particularly, we work on the development of novel nano-therapies for cardiovascular disease.

## Publications

Naftali-Shani N, Molotski N, Nevo-Caspi Y, Arad M, Kuperstein R, Amit U, Huber I, Zeltzer LA, Levich A, Abbas H, Monserrat L, Paret G and **Leor J**. Modeling peripartum cardiomyopathy with human induced pluripotent stem cells reveals distinctive abnormal function of cardiomyocytes. *Circulation*. 2018;138:2721-2723.

Younis F, **Leor J**, Abassi Z, Landa N, Rath L, Hollander K, Naftali-Shani N and Rosenthal T. Beneficial effect of the SGLT2 inhibitor empagliflozin on glucose homeostasis and cardiovascular parameters in the cohen rosenthal diabetic hypertensive (CRDH) rat. *J Cardiovasc Pharm T*. 2018;23:358-371.

Tsoref O, Tyomkin D, Amit U, Landa N, Cohen-Rosenboim O, Kain D, Golan M, Naftali-Shani N, David A and **Leor J**. E-selectin-targeted copolymer reduces atherosclerotic lesions, adverse cardiac



Myocardial regeneration in a neonatal heart of a mouse, 3 days after apical resection. We used the heart of a newborn mouse to study the mechanism of myocardial regeneration and repair. The regenerating myocardium is characterized by cardiomyocyte (cardiac actin, red) dedifferentiation, and proliferation. Phospho-histone 3 immunostaining detects dividing nuclei (blue) and mitotic activity. Nuclei are stained green with DAPI

- remodeling, and dysfunction. *J Control Release*. 2018;288:136-147.
- Sluijter JPG, Davidson SM, Boulanger CM, Buzas EI, de Kleijn DPV, Engel FB, Gircz Z, Hausenloy DJ, Kishore R, Lecour S, **Leor J**, Madonna R, Perrino C, Prunier F, Sahoo S, Schiffelers RM, Schulz R, Van Laake LW, Ytrehus K and Ferdinandy P. Extracellular vesicles in diagnostics and therapy of the ischaemic heart: Position paper from the working group on cellular biology of the heart of the European Society of Cardiology. *Cardiovasc Res*. 2018;114:19-34.
- Nair NU, Das A, Amit U, Robinson W, Park SG, Basu M, Lugo A, **Leor J**, Ruppin E and Hannenhalli S. Putative functional genes in idiopathic dilated cardiomyopathy. *Sci Rep*. 2018;8.
- Younis A, Eskenazi D, Goldkorn R, **Leor J**, Naftali-Shani N, Fisman EZ, Tenenbaum A, Goldenberg I and Klempfner R. The addition of vildagliptin to metformin prevents the elevation of interleukin 1 beta in patients with type 2 diabetes and coronary artery disease: a prospective, randomized, open-label study. *Cardiovasc Diabetol*. 2017;16.
- Roichman A, Kanfi Y, Glazz R, Naiman S, Amit U, Landa N, Tinman S, Stein I, Pikarsky E, **Leor J** and Cohen HY. SIRT6 overexpression improves various aspects of mouse healthspan. *J Gerontol*. 2017;72:603-615.
- Perrino C, Barabasi AL, Condorelli G, Davidson SM, De Windt L, Dimmeler S, Engel FB, Hausenloy DJ, Hill JA, Van Laake LW, Lecour S, **Leor J**, Madonna R, Mayr M, Prunier F, Sluijter JPG, Schulz R, Thum T, Ytrehus K and Ferdinandy P. Epigenomic and transcriptomic approaches in the post-genomic era: path to novel targets for diagnosis and therapy of the ischaemic heart? Position paper of the European Society of Cardiology working group on cellular biology of the heart. *Cardiovasc Res*. 2017;113:725-736.10.
- Naftali-Shani N, Levin-Kotler LP, Palevski D, Amit U, Kain D, Landa N, Hochhauser E and **Leor J**. Left ventricular dysfunction switches mesenchymal stromal cells toward an inflammatory phenotype and impairs their reparative properties via toll-like receptor-4. *Circulation*. 2017;135:2271.
- Palevski D, Levin-Kotler LP, Kain D, Naftali-Shani N, Landa N, Ben-Mordechai T, Konfino T, Holbova R, Molotski N, Rosin-Arbesfeld R, Lang RA and **Leor J**. Loss of Macrophage Wnt Secretion Improves Remodeling and Function After Myocardial Infarction in Mice. *J Am Heart Assoc*. 2017;6.
- Ben-Mordechai T, Kain D, Holbova R, Landa N, Levin LP, Elron-Gross I, Glucksam-Galnoy Y, Feinberg MS, Margalit R and Leor J. Targeting and modulating infarct macrophages with hemin formulated in designed lipid-based particles improves cardiac remodeling and function. *J Control Release*. 2017, 257:21-31..
- Zager Y, Kain D, Landa N, **Leor J** and Maor E. Optimization of Irreversible Electroporation Protocols for In-vivo Myocardial Decellularization. *PLoS One*. 2016;11:e0165475.
- Roichman A, Kanfi Y, Glazz R, Naiman S, Amit U, Landa N, Tinman S, Stein I, Pikarsky E, **Leor J** and Cohen HY. SIRT6 Overexpression Improves Various Aspects of Mouse Healthspan. *J Gerontol A Biol Sci Med Sci*. 2016.
- Madonna R, Van Laake LW, Davidson SM, Engel FB, Hausenloy DJ, Lecour S, **Leor J**, Perrino C, Schulz R, Ytrehus K, Landmesser U, Mummery CL, Janssens S, Willerson J, Eschenhagen T, Ferdinandy P and Sluijter JP. Position Paper of the European Society of Cardiology Working Group Cellular Biology of the Heart: cell-based therapies for myocardial repair and regeneration in ischemic heart disease and heart failure. *Eur Heart J*. 2016;37:1789-98.
- Leor J**, Palevski D, Amit U and Konfino T. Macrophages and regeneration: Lessons from the heart. *Semin Cell Dev Biol*. 2016;58:26-33.
- Katz A, Maor E, **Leor J** and Klempfner R. Addition of beta-blockers to digoxin is associated with improved 1- and 10-year survival of patients hospitalized due to decompensated heart failure. *Int J Cardiol*. 2016;221:198-204.
- Baabur-Cohen H, Vossen LI, Kruger HR, Eldar-Boock A, Yeini E, Landa-Rouben N, Tiram G, Wedepohl S, Markovsky E, **Leor J**, Calderon M and **Satchi-Fainaro R**. In vivo comparative study of distinct polymeric architectures bearing a combination of paclitaxel and doxorubicin at a synergistic ratio. *J Control Release*. 2016.
- Roichman A, Kanfi Y, Glazz R, Naiman S, Amit U, Landa N, Tinman S, Stein I, Pikarsky E, **Leor J** and Cohen HY. SIRT6 Overexpression Improves Various Aspects of Mouse Healthspan. *J Gerontol A Biol Sci Med Sci*. 2016.
- Madonna R, Van Laake LW, Davidson SM, Engel FB, Hausenloy DJ, Lecour S, **Leor J**, Perrino C, Schulz R, Ytrehus K, Landmesser U, Mummery CL, Janssens S, Willerson J, Eschenhagen T, Ferdinandy P and Sluijter JP. Position Paper of the European Society of Cardiology Working Group Cellular Biology of the



Heart: cell-based therapies for myocardial repair and regeneration in ischemic heart disease and heart failure. *Eur Heart J*. 2016;37:1789-98.

**Leor J**, Palevski D, Amit U and Konfino T. Macrophages and regeneration: Lessons from the heart. *Semin Cell Dev Biol*. 2016.

Katz A, Maor E, **Leor J** and Klempfner R. Addition of beta-blockers to digoxin is associated with improved 1- and 10-year survival of patients hospitalized due to decompensated heart failure. *Int J Cardiol*. 2016;221:198-204.

Kain D, Amit U, Yagil C, Landa N, Naftali-Shani N, Molotski N, Aviv V, Feinberg MS, Goitein O, Kushnir T, Konen E, Epstein FH, Yagil Y and **Leor J**. Macrophages dictate the progression and manifestation of hypertensive heart disease. *Int J Cardiol*. 2016;203:381-95.

Baabur-Cohen H, Vossen LI, Kruger HR, Eldar-Boock A, Yeini E, Landa-Rouben N, Tiram G, Wedepohl S, Markovsky E, **Leor J**, Calderon M and **Satchi-Fainaro R**. In vivo comparative study of distinct polymeric architectures bearing a combination of paclitaxel and doxorubicin at a synergistic ratio. *J Control Release*. 2016.

Scomparin A, Salmaso S, Eldar-Boock A, Ben-Shushan D, Ferber S, Tiram G, Shmeeda H,

Landa-Rouben N, **Leor J**, Caliceti P, Gabizon A and **Satchi-Fainaro R**. A comparative study of folate receptor-targeted doxorubicin delivery systems: dosing regimens and therapeutic index. *J Control Release*. 2015;208:106-20.

Konfino T, Landa N, Ben-Mordechai T and **Leor J**. The type of injury dictates the mode of repair in neonatal and adult heart. *J Am Heart Assoc*. 2015;4:e001320.

D'Uva G, Aharonov A, Lauriola M, Kain D, Yahalom-Ronen Y, Carvalho S, Weisinger K, Bassat E, Rajchman D, Yifa O, Lysenko M, Konfino T, Hegesh J, Brenner O, Neeman M, Yarden Y, **Leor J**, Sarig R, Harvey RP and Tzahor E. ERBB2 triggers mammalian heart regeneration by promoting cardiomyocyte dedifferentiation and proliferation. *Nat Cell Biol*. 2015;17:627-38.


Ben-Mordechai T, Palevski D, Glucksam-Galnoy Y, Elron-Gross I, Margalit R and **Leor J**. Targeting macrophage subsets for infarct repair. *J Cardiovasc Pharmacol Ther*. 2015;20:36-51.

#### Grants

2014-2019 Israel Science Foundation, Role of macrophages in myocardial regeneration



# Dental Health and Medicine





## Dr. Lihi Adler-Abramovich, Ph.D.

Department of Oral Biology  
The Goldschleger School of Dental Medicine  
Sackler Faculty of Medicine



Email: [lihiA@tauex.tau.ac.il](mailto:lihiA@tauex.tau.ac.il)  
URL: <https://lihi13.wixsite.com/lihi>



# Laboratory of Bioinspired Materials and Nanotechnology

## Positions

Senior Lecturer, Sackler Faculty of Medicine

TAU Center for Nanoscience and Nanotechnology

The Center for the Physics and Chemistry of Living Systems

## Research

Research in the Laboratory of Bioinspired Materials is focused on mimicking self-assembly processes that occur in nature, including biomineralization and the organization of short peptides and amino acids into ordered nanostructures. We are a material science laboratory with an emphasis on organic chemistry and medical-biological applications. The group is developing new organic materials that are used for various applications, such as 3D hydrogels for bone tissue regeneration, which exhibit extraordinary mechanical properties and durability, along with biocompatibility and controlled drugs release. A central technique is the formation of hybrid hydrogels, using two or more different building blocks, resulting in a 3D hydrogel with novel and diverse properties that can be easily fine-tuned. In addition, the laboratory is interested in antimicrobial activity of nanostructures for coatings and incorporation into composite materials for dental medicine application.

## Publications

Ostrov, N., Fichman, G., **Adler-Abramovich, L.**, Gazit, E. FtsZ Cytoskeletal filaments as a template for metallic nanowire fabrication. *J. Nanosci. Nanotechnol.* 2015; 15, 556-561.


Tao, K., Yoskovitz, E., **Adler-Abramovich, L.**, Gazit, E. Optical property modulation of Fmoc group by pH-dependent self-assembly. *RSC Advances*; 2015: 5, 73914-73918.

Fichman, G., Guterman, T., **Adler-Abramovich, L.**, Gazit, E. Synergetic functional properties of two-component single amino acid-based hydrogels. *CrystEngComm.*; 2015: 17, 8105-8112.

Shaham-Niv, S., **Adler-Abramovich, L.**, Schnaider, L., Gazit E. Extension of the generic amyloid hypothesis to nonproteinaceous metabolite assemblies. *Sci. Adv.*; 2015: 1, e1500137.

Arnon, Z., **Adler-Abramovich, L.**, Levin, A., Gazit E. Solvent-induced self-assembly of highly hydrophobic tetra- and pentaphenylalanine peptides. *Isr. J. Chem.*; 2015: 5, 756-762. 5. Featured in the cover of the issue.

De Luigi, A., Mariani, A., De Paola, M., Re Depaolini, A., Colombo, L., Russo, L., Rondelli, V., Brocca, P., **Adler-Abramovich, L.**, Gazit, E., Del Favero,



**Self-Assembled Nano-Structures:** (A) Scanning electron microscopy micrograph of peptide nanospheres. (B) Atomic force microscopy image of a peptide nanotube. (C) Array of ordered vertically aligned peptide nanotubes. (D) Transmittance electron microscopy micrograph of 3D hydrogel demonstrating the presence of elongated fibrils.



- E., Cantù, L., Salmona. M. Doxycycline hinders phenylalanine fibril assemblies revealing a potential novel therapeutic approach in phenylketonuria. *Sci. Rep.*; 2015: 5
- Tao, K., **Adler-Abramovich, L.**, Gazit, E. Controllable Phase Separation by Boc-modified lipophilic acid as a multifunctional extractant. *Sci. Rep.*; 2015: 5, 17509
- Pellach M., Atsmon-Raz Y., Simonovsky E., Gottlieb H., Jacoby G., Beck R., **Adler-Abramovich L.**, Miller Y., Gazit E. Spontaneous structural transition in phospholipid-inspired aromatic phosphopeptide nanostructures. *ACS Nano*. 2015; 9: 4085-4095.
- Berger, O., **Adler-Abramovich, L.**, Levy-Sakin, M., Grunwald, A. Bachar, M., Buzhansky, L., Mossou, E., Forsyth, T., Ebenstein, Y., Frolow, F., Shimon, L.J.W., Patolsky, F., Gazit, E. Light emitting self-Assembled peptide nucleic acids exhibit both stacking and watson-crick base-pairing. *Nature Nanotechnol.* 2015; 10: 353-360. Selected for the cover of the journal.
- Mondal, S.\*, **Adler-Abramovich, L.\***, Lampel, A., Bram, Y., Lipstman, S., Gazit, E. Formation of functional super-helical assemblies by constrained single heptad repeat. *Nature Commun.*; 2015: 6, 8615. \*Both authors contributed equally to the work.
- Pellach, M., Mondal, S., Shimon, L., **Adler-Abramovich, L.**, Buzhansky, L., Gazit, E. Molecular Engineering of Self-Assembling Diphenylalanine Analogues Results in the Formation of Distinctive Microstructures. *Chem. Mater.* 2016; 28: 4341-4348.
- Fichman, G., Guterman, T., Damron, J., **Adler-Abramovich, L.**, Schmidt, J., Kesselman, E., Shimon, L. J.W., Ramamoorthy, A., Talmon, Y., Gazit, E. Spontaneous structural transition and crystal formation in minimal supramolecular polymer model. *Sci. Adv.*; 2016: 2, e1500827.
- Berger, O., Yoskovitz, E., **Adler-Abramovich, L.**, Gazit, E. Spectral transition in bio-inspired self-assembled peptide nucleic acid photonic crystals. *Adv. Mater.*; 2016: 28, 2195 Selected for the cover of the journal.
- Levin, A., Michaels, T.C.T., **Adler-Abramovich, L.**, Mason, T.O., Müller, T., Zhang, B., Mahadevan, L., Gazit, E., Knowles, T. P. J. Elastic instability-mediated actuation by a supra-molecular polymer. *Nat. Phys.*; 2016: 12, 926-930.
- Guo, C., Arnon, Z.A., Qi, R., Zhang, Q., **Adler-Abramovich, L.**, Gazit, E., Wei, G. Expanding the Nanoarchitectural Diversity Through Aromatic Di- and Tri-Peptide Coassembly: Nanostructures and Molecular Mechanisms. *ACS nano*; 2016: 10, 8316-8324.
- Adler-Abramovich, L.**, Marco, P., Arnon, Z.A., Creasey, Michaels, T.C.T., Levin, A., Scurr, D.J., Roberts C.J., Knowles, T. P. J., Tandler, S.J.B. Gazit, E. Controlling the Physical Dimensions of Peptide Nanotube by Supramolecular Polymer Co-assembly. *ACS Nano.*; 2016: 10, 7436-7442.
- Arnon, Z.A., Vitalis, A., Levin, A., Michaels, T.C.T., Caflisch, A., Knowles, T.P.J., **Adler-Abramovich, L.\***, Gazit, E.\*. Dynamic microfluidic control of supramolecular peptide self-assembly. *Nat. Commun.*; 2016: 7, 13190. \*Both Corresponding authors.
- Shekhter-Zahavi, T., Oron-Herman, M., Kostenich, G., Rub, E., Salitra, Y., Buzhansky, L., Orenstein, L., Gazit, E.\* , **Adler-Abramovich, L.\***. Molecular Engineering of Somatostatin Analogue with Minimal Dipeptide Motif Induces the Formation of Functional Nanoparticles. *ChemNanoMat*; 2016: \*Both Corresponding authors.
- Schnaider L, Brahmachari S, Schmidt NW, Mensa B, Shaham-Niv S, Bychenko D, **Adler-Abramovich L**, Shimon LJW, Kolusheva S, DeGrado WF, Gazit E. Self-assembling dipeptide antibacterial nanostructures with membrane disrupting activity. *Nat Commun.* 2017;8:1365.
- Ghosh M, Halperin-Sternfeld M, Grigoriants I, Lee J, Nam KT, **Adler-Abramovich L**. Arginine-presenting peptide hydrogels decorated with hydroxyapatite as biomimetic scaffolds for bone regeneration. *Biomacromolecules*. 2017, doi: 10.1021/acs.biomac.7b00876.
- Halperin-Sternfeld M, Ghosh M, Sevostianov R, Grigoriants I, **Adler-Abramovich L**. Molecular co-assembly as a strategy for synergistic improvement of the mechanical properties of hydrogels. *Chem Commun (Camb)*. 2017;53:9586-9589.
- Brahmachari S, Arnon ZA, Frydman-Marom A, Gazit E, **Adler-Abramovich L**. Diphenylalanine as a reductionist model for the mechanistic characterization of  $\beta$ -amyloid modulators. *ACS Nano*. 2017;11:5960-5969.
- Mondal S, Varenik M, Bloch DN, Atsmon-Raz Y, Jacoby G, **Adler-Abramovich L**, Shimon LJ, Beck R, Miller Y, Regev O, Gazit E. A minimal length rigid helical peptide motif allows rational design of modular surfactants. *Nat Commun*. 2017;8:14018.
- Ben-Nun Y, Fichman G, **Adler-Abramovich L**, Turk B, Gazit E, Blum G. Cathepsin nanofiber substrates as potential agents for targeted drug delivery. *J Control Release*. 2017;257:60-67.

Halperin-Sternfeld M., Ghosh M., Sevostianov R., Grigoriants I. and **Adler-Abramovich L.** Molecular co-assembly as a strategy for synergistic improvement of the mechanical properties of hydrogels. *Chem. Commun.*; 2017, 53, 9586-9589

Ghosh M., Halperin-Sternfeld M., Grigoriants I., Lee J., Tae Nam K. and **Adler-Abramovich L.** Arginine-presenting peptide hydrogels decorated with hydroxyapatite as biomimetic scaffolds for bone regeneration. *Biomacromolecules*; 2017, 18, 3541-3550.

Accardo, A., Diaferia, C., Balasco, N., Sibillano, T., Ghosh, M., **Adler-Abramovich, L.**, Giannini, C., Vitagliano, L. and Morelli, G. Amyloid-like fibrillary morphology originated by tyrosine containing aromatic hexapeptides. *Chem. – A Eur.*, 2018, 24, 6804.

Brown, N., Lei, J., Zhan, C., Shimon, L.J.W., **Adler-Abramovich, L.**, Wei, G. and Gazit, E. Structural polymorphism in a self-assembled tri-aromatic peptide system. *ACS Nano*, 2018, 10.1021

Shaham-Niv, S., Rehak, P., Zaguri, D., Levin, A., **Adler-Abramovich, L.**, Vuković, L., Král P., Gazit, E. Differential inhibition of metabolite amyloid formation by generic fibrillation-modifying polyphenols. *Comm. Chem.*, 2018,1, 25.

Zafrani, Y., Kaizerman, D., Hadar, M., Bigan, N., Granot, E., Ghosh, M., **Adler-Abramovich, L.**, Patolsky, F. and Cohen, Y. Pillararene-based two-component thixotropic supramolecular organogels: complementarity and multivalency as prominent motifs. *Chem. Eur. J.*, 2018. 24, 1.

Arnon, Z.A., Pinotsi, D., Schmidt, M., Gilead, S., Guterman, T., Sadhanala, A., Ahmad, S., Levin, A., Walther, P., Kaminski, C.F., Fandrich, M., Kaminski Schierle G.S., **Adler-Abramovich, L.**, Shimon, L.J.W. and Gazit E. Opal-like multicolor appearance of self-assembled photonic array. *ACS Appl. Mater. Interfaces*, 2018, 10, 20783.

### Reviews and chapters

Tao, K., Levin, A., **Adler-Abramovich, L.**, Gazit, E. Fmoc-modified amino acids and short peptides: simple bio-inspired building blocks for the fabrication of functional materials. *Chem. Soc. Rev.*; 2016: 45, 3935-3953.

Halperin-Sternfeld, M., Ghosh, M., **Adler-Abramovich, L.** Advantages of self-assembled supramolecular polymers towards biological applications. *Supramolecular Chemistry of Biomimetic Systems*. Springer, Singapore, pp 9-35

Ghosh, M., Halperin-Sternfeld, M., **Adler-Abramovich, L.** Bio mimicking of extracellular matrix. *biological and bio-inspired nanomaterials: Assembly, Mechanisms and Properties*, Springer Nature Singapore 2018; in press

### Grants

2016 – 2019 Model system for biomineralization and bone formation in microgravity, Space Program, Ministry of Science, Technology and Space.

2017-2020 Synthesis and characterization of 3D nanostructure for bone tissue regeneration, Israel Science Foundation (ISF) – New-Faculty Equipment Grants.

2017-2021 Biomineralized self-assembled peptide hydrogel scaffolds for bone tissue regeneration, Israel science foundation (ISF) – Individual Research Grants.

2017-2021 Smart bionanomaterials for solar-driven hydrogen production, Israel Science Foundation (ISF) – Research Centers

2017-2022 SNOW-Non woven smart materials, Maagad-Israeli Innovation Authority

2018-2020 Development of dental materials with anti-biofilm properties, Kamin-Israeli Innovation Authority

2018-2021 Developing a platform of peptides nano-structures containing enzymes capable of degrading signal molecules involved in cell to cell communication, Ministry of Agriculture

2018-2020 Formation of Anti-Bacterial Self-Assembled Peptide-Based Nano Coatings to Titanium Implants, International Team for Implantology (ITI)

2018-2020 Development of Dental Materials with Anti-Biofilm Properties, Kamin- Israeli Innovation Authority





## Prof. Tamar Brosh, Ph.D.

Department of Oral Biology  
Goldschleger School of Dental Medicine  
Sackler Faculty of Medicine



TEL AVIV UNIVERSITY



Email: [tbrosch@post.tau.ac.il](mailto:tbrosch@post.tau.ac.il)

# Biochemical Aspects of Dental Restorations and Orthodontic Tooth Movement

## Positions

Professor, Sackler Faculty of Medicine

Head, Department of Oral Biology

## Research

Biomechanical behavior and response to dental treatments are studied in our laboratory and our *in vivo* studies.

Restorative materials, including bonding materials, are tested for performance (e.g., durability and strength). We work on improving their properties by combining nano-tubes with the materials (in cooperation with the Molecular Microbiology and Biotechnology Department). For this, we study their shear strength (Fig. a), diametral-tensile strength and shear bond strength.

Aiming to understand the phenomenon of vertical root fractures, we work on evaluating the influence of various posts materials (used in endodontic treatment) on root-surface strain development by measuring the surface strains with strain gauges.

Regarding orthodontics, we try to understand the behavior and influence of transparent aligners on the movement of teeth *in vivo* (Fig. b).

## Publications

Amar E, Snir N, Sher O, **Brosh T**, Khashan M, Salai M, Dolkart O. Platelet-rich plasma did not improve early healing of medial collateral ligament in rats. *Arch Orthop Trauma Surg.* 2015 135:1571-7.

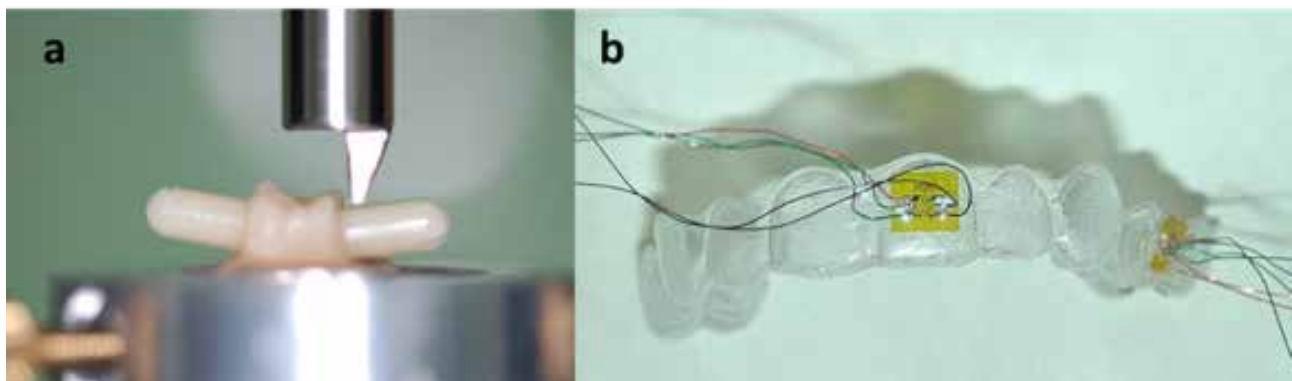
Pilo R, Metzger Z, **Brosh T**. Strain distribution in root surface dentin of maxillary central incisors during lateral compaction. *PLoS One.* 2016;11.

Cohen H, Kugel C, May H, Medlej B, Stein D, Slon V, HersHKovitz I, **Brosh T**. The impact velocity and bone fracture pattern: Forensic perspective. *Forensic Sci Int.* 2016, 7;266:54-62.

Masarwi M, Gabet Y, Dolkart O, **Brosh T**, Shamir R, Phillip M, Gat-Yablonski G. Skeletal effect of casein and whey protein intake during catch-up growth in young male Sprague-Dawley rats. *Br J Nutr.* 2016;116:59-69.

Pilo R, **Brosh T**, Geron V, Levartovsky S, Eliades G. Effect of silane reaction time on the repair of a nanofilled composite using tribochemical treatment. *J Adhes Dent.* 2016;18:125-34.

Maman E, Yehuda C, Pritsch T, Morag G, **Brosh T**, Sharfman Z, Dolkart O. Detrimental effect of repeated and single subacromial corticosteroid injections on the intact and injured rotator cuff: a biomechanical



a. Shear bond test experiment. b. Transparent aligner equipped with strain gauges

and imaging study in rats. *Am J Sports Med.* 2016 44:177-82.

Dolkart O, Chechik O, Bivas A, **Brosh T**, Drexler M, Weinerman Z, Maman E. Subacromial corticosteroid injections transiently decrease suture anchor pullout strength: biomechanical studies in rats. *J Shoulder Elbow Surg* 2017.

Cohen H, Kugel C, May H, Medlej B, Stein D, Slon V, **Brosh T**, Hershkovitz I. The influence of impact direction and axial loading on the bone fracture pattern. *Forensic Sci Int* 2017; 277:197-206.

Alon D, Stein GY, Hadas-Golan V, Tau L, **Brosh T**, Turner D. Immunogenicity of Sci-B-Vac (a Third-Generation Hepatitis B Vaccine) in HIV-Positive Adults. *Isr Med Assoc J* 2017; 19:143-146.

Cohen H, Kugel C, May H, Medlej B, Stein D, Slon V, **Brosh T**, Hershkovitz I. The effect of impact tool geometry and soft material covering on long bone fracture patterns in children. *Int J Legal Med* 2017; 131:1011-1021.

Pilo R, Metzger Z, **Brosh T**. Effect of root morphology on the susceptibility of endodontically treated teeth to vertical root fracture: An ex-vivo model. *J Mech Behav Biomed Mater* 2017; 69:267-274.

Gigi R, Dolkart O, Sharfman ZT, Goldstein Y, **Brosh T**, Rath E, Maman E, Chechik O. Biomechanical

evaluation of two arthroscopic techniques for biceps tenodesis: triple loop suture versus simple suture. *J Shoulder Elbow Surg* 2017; 26:165-169.

Chakraborty P, Guterman T, Adadi N, Yadid M, **Brosh T**, Adler-Abramovich L, Dvir T, Gazit E. A self-healing, all-organic, conducting, composite peptide hydrogel as pressure sensor and electrogenic cell soft substrate. *ACS Nano.* 2018, doi: 10.1021/acsnano.8b05067.

**Brosh T**, Metzger Z, Pilo R. Circumferential root strains generated during lateral compaction with stainless steel vs. nickel-titanium finger spreaders. *Eur J Oral Sci.* 2018, 126:518-525.

Lugassy D, Herszage J, Pilo R, **Brosh T**, Censor N. Consolidation of complex motor skill learning: evidence for a delayed offline process. *Sleep.* 2018, 41(9).

Ben-Shmuel A, Glinert I, Sittner A, Bar-David E, Schlomovitz J, **Brosh T**, Kobiler D, Weiss S, Levy H. Treating anthrax-induced meningitis in rabbits. *Antimicrob Agents Chemother.* 2018, 62(7).

Lugassy D, Levanon Y, Pilo R, Shelly A, Rosen G, Meirowitz A, **Brosh T**. Predicting the clinical performance of dental students with a manual dexterity test. *PLoS One.* 2018 13:e0193980.



## Prof. Ilana Eli, D.M.D.

Department of Oral Biology  
Goldschleger School of Dental Medicine  
Sackler Faculty of Medicine



TEL AVIV UNIVERSITY



Email: [elilana@post.tau.ac.il](mailto:elilana@post.tau.ac.il)

# Behavioral Sciences in Dentistry

## Positions

Professor Emeritus, Sackler Faculty of Medicine

## Research

Our group specializes particularly in the field of behavioral sciences in dentistry including clinical hypnosis, oro-related behavioral dysfunctions, psycho physiological aspects of acute and chronic pain, and stress in clinical and other settings.

Research topics:

1. Stress, pain and behavior in dental care
2. Oro-related behavioral dysfunctions (dental fear, anxiety and phobia, excessive gagging reflex)
3. Chronic orofacial pain and TMD
4. Psychosocial factors in pain
5. Sexual and oral functioning

## Publications

G. Bronner, N. Kitrey, N. Uziel, **I. Eli**, G. Raviv, J. Ramon, E. Elran. Correlation between premature ejaculation and female vaginal penetration difficulties. *Int J Impot Res*, 7:152-156, 2015.

**I. Eli**. Hypnosis as a treatment modality for chronic pain management: Level of evidence. *J Oral Facial Pain Headache*, 30, 85-86, 2016.

A. Emodi-Perlman, **I. Eli**, P. Friedman-Rubin, T. Greenberg, S. Heiliczer, E. Winocur. Occupation as potential factor for temporomandibular disorders, bruxism and cervical pain- a controlled comparative study. *Eur J Oral Sci*, 2016 (in press).

Reiter S, **Eli I**, Friedman-Rubin P, Emodi-Perlman A, Ziv-Baran T, Winocur E. Comparing Axis II scores according to the RDC/TMD and DC/TMD in Israeli patients. *J Oral Facial Pain Headache*. 2017;31:323-330.

Friedman Rubin P, **Eli I**, Greenbaum T, Shapira K, Emodi-Perelman A, Winocur E. Potential orofacial hazards of resistance training: A controlled comparative study. *Cranio*. 2017, 1-8.

Reiter S, **Eli I**, Mahameed M, Emodi-Perlman A, Friedman-Rubin P, Reiter MA, Winocur E. Pain catastrophizing and pain persistence in temporomandibular disorder patients. *J Oral Facial Pain Headache*. 2018, 32:309-320.

Uziel N, Meyerson J, Birenzweig Y, **Eli I**. Professional burnout and work stress among Israeli dental assistants. *Psychol Health Med*. 2019, 24:59-67.

## Chapters

**I. Eli** and R. Gatchel. Psychosocial and Behavioral Modes of Orofacial Pain. In: *Orofacial Pain*, B. Sessle (Ed.), IASP Press, Seattle, USA 251-268



## Dr. Rachel Sarig, Ph.D., D.M.D.

Department of Orthodontic & Department of Oral Biology, Maurice and Gabriela Goldschleger School of Dental Medicine, Sackler Faculty of Medicine



TEL AVIV UNIVERSITY



Email: sarigrac@post.tau.ac.il

# Facial and Dental Anthropology: Evolutionary Aspects in Physiological and Pathological Processes in Human Dentition

## Position

Senior Lecturer, Maurice and Gabriela Goldschleger School of Dental Medicine, Sackler Faculty of Medicine

## Research

Many of the current oral diseases and malformations have their roots in our evolutionary history. Knowing the evolutionary processes that led to the current shape and size of our skull and mandible may greatly bear on our understanding of phenomena such as malocclusions (i.e., crowding, rotation, overbite), dental malformations (i.e. impaction, missing and supernumerary teeth) and oral diseases (caries, attrition, periodontal diseases). Treatment strategy should take into consideration evolutionary reasoning involved in shaping our face and jaws, ignoring them may end, in the long run, in treatments' failure.

Understanding the evolutionary constraints that have acted through time on our masticatory system may help us planning and establishing better treatment strategies. Long-term evolutionary processes such

as decrease in jaws and teeth size, higher prevalence of impacted teeth and the loss of teeth in the arch, are all important factors that should be considered.

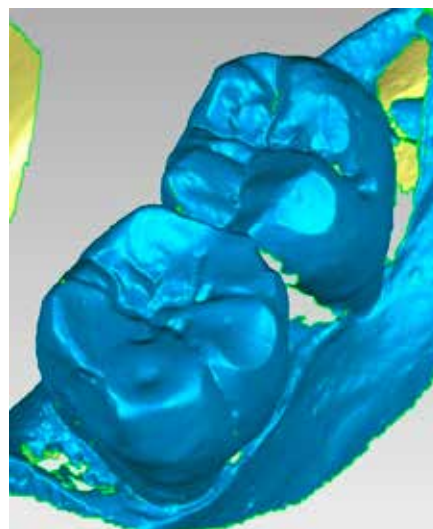
## Publications

**Sarig, R.**, Hershkovitz I., Nir, S., May H., Vardimon, A.D. Rate and pattern of Inter-Proximal Dental Attrition. *European Journal of Oral Sciences* 123, 276-281. 2015.

Hardy K., Radini A., Buckley., **Sarig R.**, Copeland L., Gopher A., Barkai R. Dental calculus reveals potential respiratory irritants and ingestion of essential plant-based nutrients at Lower Palaeolithic Qesem Cave Israel. *Quaternary International*, 398, 129-135. 2015.

Hershkovitz, I., Weber, G.W., Fornai, C., Gopher, A., Barkai, R., Slon, V., Quam, R., Gabet, Y., **Sarig R.** New Middle Pleistocene dental remains from Qesem Cave (Israel) *Quaternary International*, 398, 148-158. 2016.

**Sarig, R.**, Gopher, A., Barkai, R., Rosell, J., Blasco, R., Weber, G.W., Fornai, C., Sella-Tunis, T., Hershkovitz,



Malocclusion of developmental origin already present in early anatomically modern humans (AMH) (the present case being the oldest known case, dated to ca. 100,000 years) (A). Morphological evaluation of molar teeth using 3D scanning and geometric morphometric analysis (B).



I. How did the qesem cave people use their teeth? Analysis of dental wear patterns. *Quaternary International*, 398, 136-14. 2016.

Weber, G.W. Fornai, C., Gopher, A., Barkai, R., **Sarig, R.**, Hershkovitz, I. The Qesem cave hominin material (Part 1): A morphometric analysis of the mandibular premolars and molar. *Quaternary International*, 398, 159-174. 2016.

Fornai, C., Benazzi, S., Gopher, A., Barkai, R., **Sarig, R.**, Bookstein, F. L., Hershkovitz, I., Weber, G. W. The Qesem Cave hominin material (part 2): A morphometric analysis of dm 2-QC2 deciduous lower second molar. *Quaternary International*, 398, 175-189.2016 .

**Sarig, R.**, Tillier, A. M. Dental wear patterns in early modern humans from Skhul and Qafzeh: A response to Luca Fiorenza and Ottmar Kullmer. *HOMO-Journal of Comparative Human Biology*, 67, 85-87. 2016.

Tunis TS, **Sarig R**, Cohen H, Medlej B, Peled N, May H. Sex estimation using computed tomography of the mandible. *Int J Legal Med*. 2017, doi: 10.1007/s00414-017-1554-1.

Hershkovitz, I. Weber, GW. Quam, R. Duval, M. Grün, R. Kinsley, L. Ayalon, A. Bar-Matthews, M. Valladas, H. Mercier, N. Arsuaga, JL. Martín-Torres, M. Bermúdez de Castro, JM. Fornai, C. Martín-Francés, L. **Sarig, R.** May, H. Krenn, VA. Slon, V. Rodríguez, L. García, R. Lorenzo, C. Carretero, JM. Frumkin, A. Shahack-Gross, R. Bar-Yosef Mayer, DE. Cui, Y. Wu, X. Peled, N. Groman-Yaroslavski, I. Weissbrod, L. Yeshurun, R. Tsatskin, A. Zaidner, Y. Weinstein-Evron, M. The earliest modern humans outside Africa. *Science*, 359, 456-459, 2018

Sella-Tunis, T., Pokhojaev, A., **Sarig, R.**, O'Higgins, P., May, H. Human mandibular shape is associated with masticatory muscle force. *Scientific Reports*, 8, 6042. 2018

May, H., Sella-Tunis, T., Pokhojaev, A., Peled, N., **Sarig, R.** Changes in mandible characteristics during the terminal Pleistocene to Holocene Levant and their association with dietary habits. *Journal of Archaeological Science: Reports*, 2018

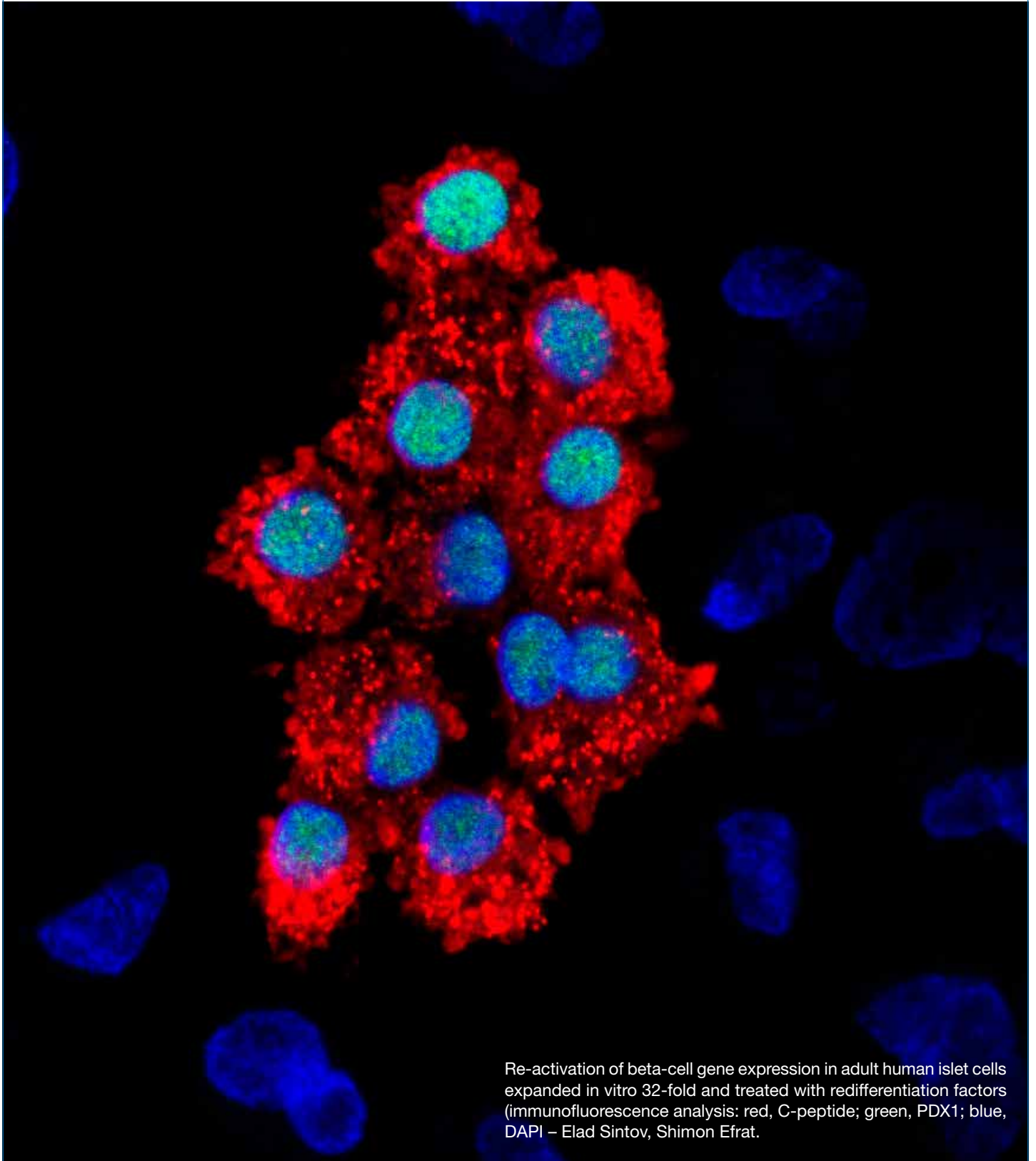
Pokhojaev, A., Habashi, W., May, H., Schulz-Kornas, E., Shvalb, N., **Sarig, R.** Examination of the interproximal wear mechanism: facet morphology and surface texture analysis. *Journal of Dental Research*, 0022034518785140, 2018.

Harney, E., May, H., Shalem, D., Rohland, N., Mallick, S., Lazaridis, I., **Sarig, R.**, Stewardson, K., Nordenfelt, S., Patterson, N., Hershkovitz, I., Reich, D. Ancient DNA from Chalcolithic Israel reveals the role of migration in cultural transformation. *Nature Communications*, 9, 3336, 2018.

#### Grants

2016-2019	Israel Science Foundation
2018-2019	Irene Levi-Sala CARE Archaeological Foundation
2018-2020	Recanati Medical Research Foundation, Sackler Faculty of Medicine
2018-2021	National Geographic Society
2019-2021	Australian Research Council

# Diabetes, Metabolic and Endocrine Diseases



Re-activation of beta-cell gene expression in adult human islet cells expanded in vitro 32-fold and treated with redifferentiation factors (immunofluorescence analysis: red, C-peptide; green, PDX1; blue, DAPI – Elad Sintov, Shimon Efrat.



## Prof. Shimon Efrat, Ph.D.

Department of Human Molecular Genetics and  
Biochemistry  
Sackler Faculty of Medicine



Email: sefrat@post.tau.ac.il

# Cell Replacement Therapy for Diabetes

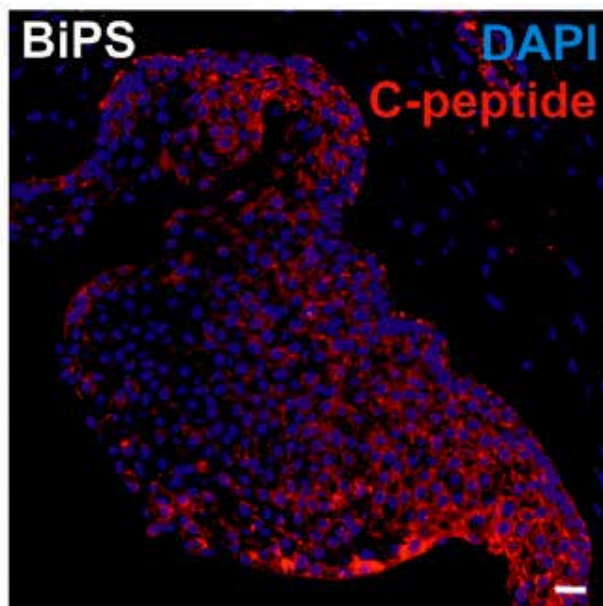
## Position

Professor, Sackler Faculty of Medicine  
Chair, Department of Human Molecular Genetics  
and Biochemistry  
Nancy Gluck Regan Chair in Juvenile Diabetes

## Research

Our research focuses on the development of a cell replacement therapy for diabetes, in which the insulin-producing pancreatic beta cells are destroyed or malfunction.

Our approaches for generation of an abundant source of cells for transplantation include expansion and differentiation in tissue culture of beta cells from human organ donors, as well as differentiation of human stem cells into insulin-producing cells.



Pluripotent stem cells derived from human beta cells can be greatly multiplied in tissue culture and then induced to redifferentiate into insulin-producing cells. Red, staining for insulin; blue, cell nuclei.

## Publications

Nathan G, Kredo-Russo S, Geiger T, Lenz A, Kaspi H, Hornstein E, **Efrat S** (2015) miR-375 promotes redifferentiation of adult human  $\beta$  cells expanded in vitro. *PLoS One* 10: e0122108.

Sintov E, Nathan G, Knoller S, Pasmanik-Chor M, Russ HA, **Efrat S** (2015) Inhibition of ZEB1 expression induces redifferentiation of adult human  $\beta$  cells expanded in vitro. *Sci Rep* 5:13024.

Toren-Haritan G, **Efrat S** (2015) TGF $\beta$  pathway inhibition redifferentiates human pancreatic islet  $\beta$  cells expanded in vitro. *PLoS One* 10: e0139168.

Friedman-Mazursky O, Elkon R, Efrat S (2016) Redifferentiation of human islet  $\beta$  cells expanded in vitro by inhibition of ARX. *Sci Rep* 6:20698.

Thurner M, Shenhav L, Wesolowska-Andersen A, Bennett AJ, Barrett A, Gloyn AL, McCarthy MI, Beer NL, **Efrat S**. (2017) Genes associated with pancreas development and function maintain open chromatin in iPSCs generated from human pancreatic beta cells. *Stem Cell Reports*. pii: S2213-6711(17)30427-7.

## Reviews

**Efrat S** (2016) Mechanisms of adult human  $\beta$ -cell in-vitro dedifferentiation and redifferentiation. *Diabetes Obes Metab*.



## Prof. Koret Hirschberg, Ph.D.

Department of Pathology  
Sackler Faculty of Medicine



TEL AVIV UNIVERSITY

E-mail: [koty@post.tau.ac.il](mailto:koty@post.tau.ac.il)  
URL: <http://www2.tau.ac.il/Person/medicine/researcher.asp?id=agjjgihh.dl.dropbox.com/u/236135/Site/Home.html>



# Intracellular Membrane Trafficking

## Position

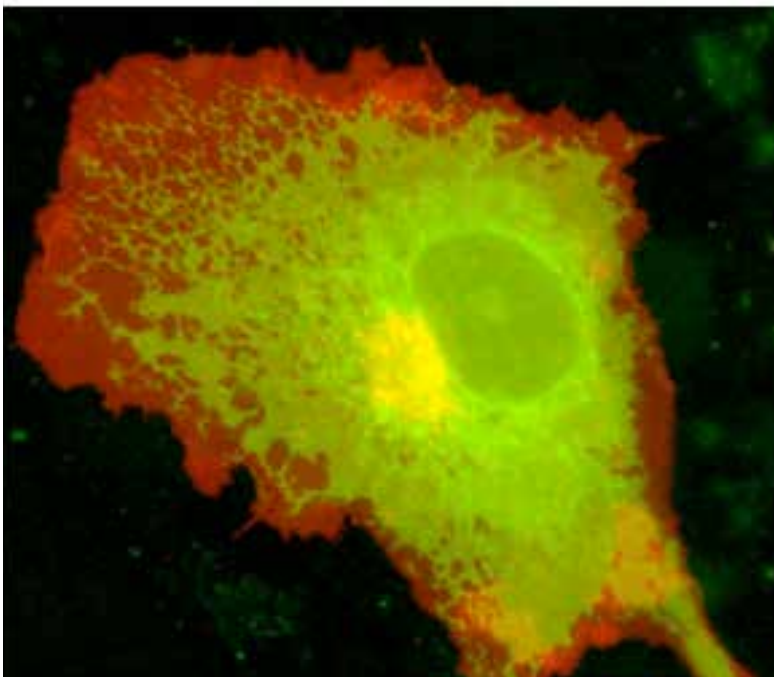
Professor, Sackler Faculty of Medicine

## Research

Our laboratory focuses on investigating the protein and membrane interactions that delineate membrane transport processes. We are especially interested in the functions of cargo recognition, concentration and targeted delivery to distinct cellular membranes. All transport processes use the membrane as their final substrate for example: fusion, budding, generation of distinct domains and the establishment of curvature. Combined, these functions shape the cellular transport machinery, one of the major systems that maintain homeostasis communication and response to the external environment in health and disease.

To understand these processes in detail, one must recognize that protein–protein as well as protein–lipid interactions are involved. Studying the later, namely protein–lipid interaction is challenging since these interactions are less specific and complex experimental systems are to be used. In other words, to study the association between a protein to its proximal native lipid environment, membranes cannot be disrupted or solubilized.

In our laboratory, we combine traditional biochemical analysis with live cell imaging and quantitative kinetic modeling to gather information on the dynamic features of the cellular secretory transport machinery. Experiments are carried out using expression of fluorescent protein tagged proteins in living intact cells using laser scanning confocal microscopes. We use a range of state-of-the-art experimental setups



The secretory membrane system: PM (red), Golgi apparatus (yellow) and ER (green).



such as: Time-lapse imaging, three-dimensional reconstruction, multicolor imaging, photobleaching/ photoactivation-based manipulations and Bi-Molecular fluorescent complementation (BiFC). Kinetic modeling and simulation software is often used to extract values of kinetic coefficients or to perform model testing from the wealth of information hidden in the images sequences.

### Publications

Yaffe Y, Hagger I, Nevo Yassaf I, Shepshelovitch J, Sklan EH, Elkabetz Y, Yeheskel A, Pasmanik-Chor M, Benzing C, Macmillan A, Gaus K, Eshed-Eisenbach Y, Peles E, **Hirschberg K**. The myelin proteolipid Plasmalipin, forms oligomers and induces liquid ordered membranes in the Golgi apparatus. *J. Cell Science* 128, 2293-302. 2015.

Skalka N., Caspi M., Lahav-Ariel L., Loh Y.P., **Hirschberg K**., Rosin-Arbesfeld R. Carboxypeptidase E (CPE) inhibits the secretion and activity of Wnt3a. *Oncogene* 35, 6416-28. 2016.

Yonemura Y., Li X., Muller K., Kramer A., Atigbire P., Mentrup T., Feuerhake T., Kroll T., Shomron O.,

Nohl R., Arndt H.D., Hoischen C., Hemmerich P., **Hirschberg K**., Kaether C., Inhibition of cargo export at ER exit sites and the trans-Golgi network by the secretion inhibitor FLI-06, *J Cell Sci.* 129, 3868-77. 2016. \*- co-corresponding author

Nevo-Yassaf I, Lovelle M., Nahmias Y., **Hirschberg K** \*, Sklan E. H.\*. Live cell Imaging and analysis of lipid droplets biogenesis in HCV infected cells. *Methods.* S1046-2023,16, 30491-1. 2017. \*- co-corresponding author

Klein O, Roded A, **Hirschberg K**, Fukuda M, Galli SJ, Sagi-Eisenberg R. Imaging FITC-dextran as a reporter for regulated exocytosis. *J Vis Exp.* 136, 2018.

Klein O, Roded A, Zur N, Azouz NP, Pasternak O, **Hirschberg K**, Hammel I, Roche PA, Yatsu A, Fukuda M, Galli SJ, Sagi-Eisenberg R. Rab5 is critical for SNAP23 regulated granule-granule fusion during compound exocytosis. *Sci Rep.* 7:15315, 2017.

### Grants

2016-2019 Israel Science Foundation (ISF)



Dr. Limor Landsman, Ph.D.

Department of Cell and  
Developmental Biology  
Sackler Faculty of Medicine



limorl@tauex.tau.ac.il  
Website: www.landsman-lab.com

## Beta-Cell Function and Dysfunction: the Role of Microenvironmental Cues

### Position

Senior Lecturer, Sackler Faculty of Medicine

Director, Biomed@TAU Research Hub, Developmental  
Biology

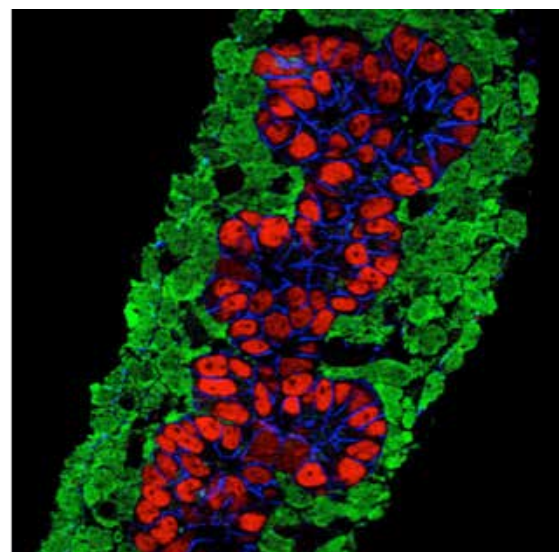
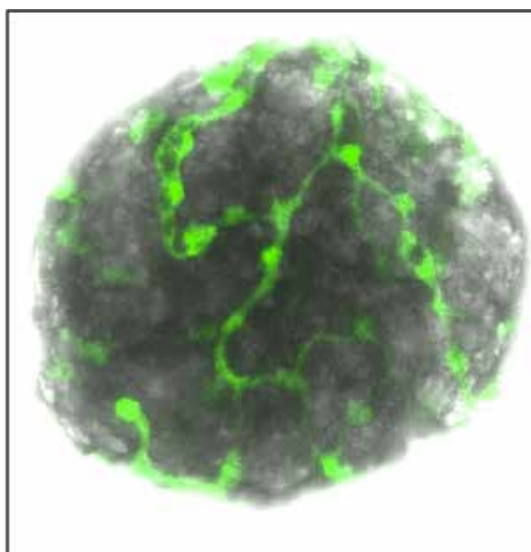
### Research

Maintenance of blood glucose levels is dependent upon the tight regulation of insulin secretion from pancreatic beta-cells. Insufficient insulin secretion, whether due to reduced beta-cell numbers, or impaired beta-cell function, leads to diabetes. Our group studies how insulin-producing beta-cells maintain their functionality in health, and how it is lost in diabetes. To this end, we research the cross talk between insulin-producing cells and cells in their microenvironment. Our results indicate the pivotal role of pericytes in the regulation of insulin

secretion, and blood glucose levels. Using transgenic mouse models, we study how insulin-producing cells communicate with their microenvironment, and how this communication is affected during diabetes.

In addition, we study how the pancreas develops during embryogenesis. Our findings, along with previous findings, help to consolidate that pancreas mesenchymal cells are crucial for proper pancreas and beta-cell embryonic development. Using transgenic mouse models, we investigate what signals are produced by mesenchymal cells, and how these signals may guide beta-cell development.

In summary, our goals are to uncover the different aspects of pancreas biology, namely its development in the embryo, and its function in the adult. We aim to answer these scientific questions by focusing on the interplay between beta-cells and other pancreatic



Beta-cell microenvironment in the embryonic and adult pancreas. Left, Mesenchymal cells (green) surround the developing pancreatic bud (red and blue) and support normal organogenesis. Right, Pericytes (green) form a network around the Islet of Langerhans (gray) in the adult pancreas and support insulin secretion from beta-cells.

cell types in both healthy and diseased mouse models.

### Publications

Gibori H, Eliyahu S, Krivitsky A, Ben-Shushan D, Epshtein Y, Tiram G, Blau R, Ofek P, Lee JS, Ruppin E, **Landsman L**, Barshack I, Golan T, Merquiol E, Blum G, and **Satchi-Fainaro R**. Amphiphilic nanocarrier-induced modulation of PLK1 and miR-34a leads to improved therapeutic response in pancreatic cancer. *Nature Communications* (2018) 9, 16

Sakhneny L, Rachi E, Epshtein A, Guez HC, Wald-Altman C, Lisnyansky M, Khalifa-Malka L, Hazan A, Baer D, Priel A, Weil M and **Landsman L**. Pancreatic pericytes support beta-cell function in a Tcf7l2-dependent manner. *Diabetes* (2018) 67, 437-447

Epshtein A, Sakhneny L and **Landsman L**. (2017) Isolating and analyzing cells of the pancreas mesenchyme by flow-cytometry. *JoVE* 119, e55344

Epshtein A, Rachi E, Sakhneny L, Mizrahi S, Baer D and **Landsman L**. (2017) Neonatal pancreatic pericytes support beta-cell proliferation. *Mol Metab*, 6, 1330-1338.

Hibsher D, Epshtein A, Oren N and **Landsman L**. (2016) Pancreatic mesenchyme regulates islet cellular composition in a patched/hedgehog-dependent manner. *Sci Rep* 6, 38008.

Russ HA, **Landsman L**, Moss CL, Higdon R, Greer RL, Kaihara K, Salamon R, Kolker E, and Hebrok M. (2016) Dynamic proteomic analysis of pancreatic mesenchyme reveals novel factors that enhance human embryonic stem (hESC) to pancreatic cell differentiation. *Stem Cells International*. 6183562

Sasson A., Rachi E., Sakhneny L, Baer D., Lisnyansky M., Epshtein A. and **Landsman L**. (2016) Islet pericytes are required for beta-cell maturity. *Diabetes*, 65:3008-3014.

### Reviews

Sakhneny L, Khalifa-Malka L, **Landsman L**. Pancreas organogenesis: Approaches to elucidate the role of epithelial-mesenchymal interactions. *Semin Cell Dev Biol*. 2018 Sep 4. pii: S1084-9521(17)30552-9.

### Grants

2018–2021 Future and Emerging Technologies (FET) Open, European Commission

2017–2019 European Foundation for the Study of Diabetes (EFSD) / Novo Nordisk Programme for Diabetes Research in Europe



## Prof. Drorit Neumann, Ph.D.

Department of Cell and Developmental  
Biology  
Sackler Faculty of Medicine



Email: [histo6@post.tau.ac.il](mailto:histo6@post.tau.ac.il)  
<http://neumann.mytau.org/>

# Erythropoietin and Its Receptor in Health and Disease – Basic and Clinical Aspects

## Positions

Professor, Sackler Faculty of Medicine

Head, Dr. Miriam and Sheldon Adelson Graduate  
School of Medicine, Sackler Faculty of Medicine

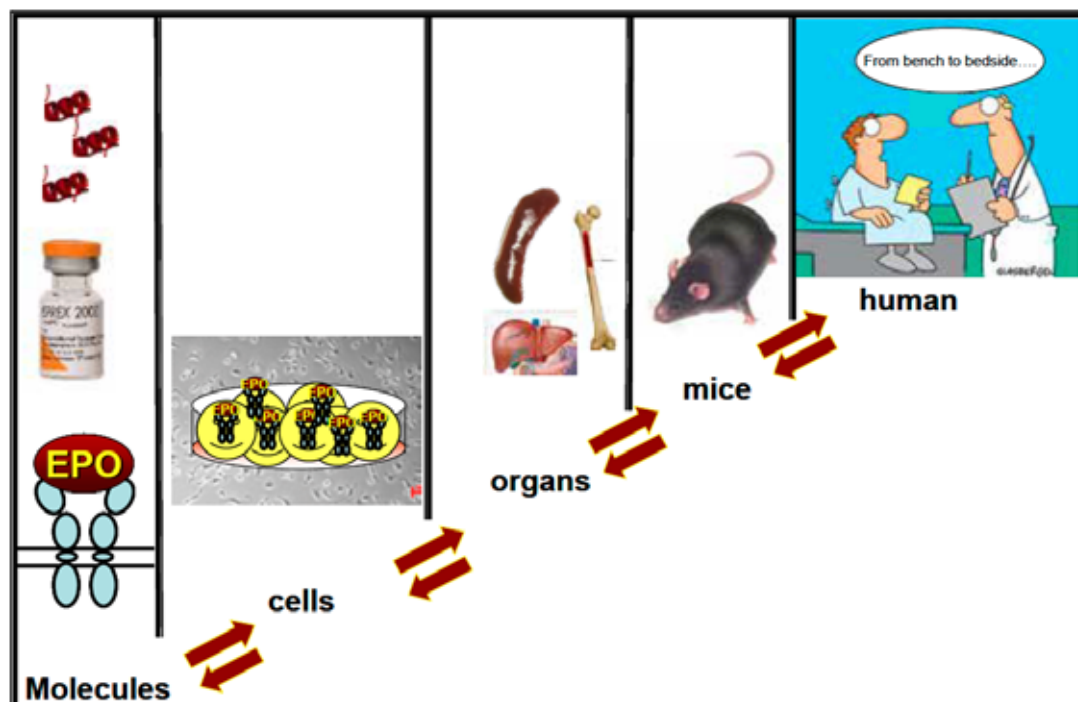
## Research

Our research is focused on erythropoietin (EPO), the major hormone that regulates erythropoiesis, operating via activation of its cell surface receptor (EPO-R) on erythroid progenitor cells. Our choice to work on this EPO/EPO-R system was initiated to employ it as a model for understanding basic mechanisms of hormone/receptor function and regulation. Through this research, in a longstanding collaboration with Prof. Mittelman from the Sourasky Medical Center, we made a novel, original discovery, suggesting that EPO may actually act as a pleiotropic hormone with anti-neoplastic, immunomodulatory activities. Our research is thus focused on both

the basic mechanisms of hormone/receptor interaction, as well as the function of this hormone as an immunomodulator, and as we have most recently shown, a regulator of bone metabolism (in collaboration with Dr. Yankel Gabet from the Department of Anatomy and Anthropology, Sackler Faculty of Medicine). The studies are based on a variety of in-vitro and murine experimental models, and also include an avenue of elucidating the relevance and possible clinical application of the results.

## Publications

Maxwell P., F. Melendez-Rodríguez, K. B Matchet, J. Aragonés, N. Ben-Califa, H. Jaekel, L. Hengst, H. Lindner, A. Bernardini, U. Brockmeier, J. Fandrey, F. Grunert, H. Oster, M. Mittelman, M. El-Tanani, M. Thiersch, E. M. Schneider Gasser, M. Gassmann, D. Dangoor, R. J. Cuthbert, A. Irvine, A. Jordan,





T. Lappin, J. Thompson and **D. Neumann**. Novel antibodies directed against the human erythropoietin receptor: creating a basis for clinical implementation. *Br. J. Haematology* 168:429-42 (2015). \*The work represents efforts of European consortium EpoCan, FP7 call, coordinated by Prof D. Neumann.

Hiram-Bab S., T. Liron, N. Deshet-Unger, M. Mittelman, M. Gassmann, M. Rauner, K. Franke, B. Wielockx, **D. Neumann** and Y.I Gabet. Erythropoietin directly stimulates osteoclast precursors and induces bone loss. *FASEB J.* 29(5):1890-900, (2015) *Commentary on manuscript: Nat Rev Endocrinol.* 11:2643-2644. 2015

Rauner M, K. Franke, M. Murray RP Singh, S. Hiram-Bab, U. Platzbecker, M. Gassmann, M. Socolovsky, **D. Neumann**, Y. Gabet, T. Chavakis, LC Hofbauer, B. Wielockx. Increased EPO levels are associated with bone loss in mice lacking phd2 in epo-producing cells. *J Bone Miner Res.* 31:1877-1887 (2016).

Deshet-Unger N., S. Hiram-Bab, Y. Haim-Ohana, M. Mittelman, Y. Gabet, **D. Neumann**. Erythropoietin treatment in murine multiple myeloma: immune gain and bone loss *Sci Rep.*6:30998-31009 (2016).

Gilboa D, Haim-Ohana Y, Deshet-Unger N, Ben-Califa N, Hiram-Bab S, Reuveni D, Zigmund E, Gassmann M, Gabet Y, Varol C, **Neumann D**. Erythropoietin enhances Kupffer cell number and activity in the challenged liver. *Sci Rep.* 7:10379 (2017).

Gavish R, Watad S, Ben-Califa N, Goldberg OJ, Haskin O, Davidovits M, Koren G, Falush Y, **Neumann D**, Krause I. Response to erythropoietin in pediatric patients with chronic kidney disease: insights from an in vitro bioassay. *Pediatr Nephrol.* 2018;33(11):2123-2129.

### Chapters and Reviews

Hiram-Bab S, **Neumann D**, Gabet Y. Erythropoietin in bone – Controversies and consensus. *Cytokine.* 89:155-159 (2017).

Hiram-Bab S., **Neumann D**. and Gabet Y. Context-Dependent Skeletal Effects of Erythropoietin. *Vitam Horm.* 105:161-179 (2017).

### Grants

2017-2021 Israel Science Foundation – A Role for Erythropoietin in Regulation of Bone Metabolism by Monocytes and B cells

2018-2020 German Israeli Foundation (Together with Y. Gabet, TAU and B. Wielockx and M. Rauner, Dresden) – Pathophysiological impact of erythropoietin on bone density and strength



Prof. Edgar Pick, M.D., Ph.D.

Department of Clinical Microbiology and Immunology  
Sackler Faculty of Medicine



E-mail: epick@post.tau.ac.il  
URL: http://www2.tau.ac.il/  
Person/medicine/researcher.  
asp?id=ahheikije

# Assembly of the Superoxide-Generating NADPH Oxidase Complex in Health and Disease

## Position

Professor Emeritus, Sackler Faculty of Medicine

Julius Friedrich Cohnheim Laboratory of Phagocyte Research

Member, Editorial Board, *The FASEB Journal*

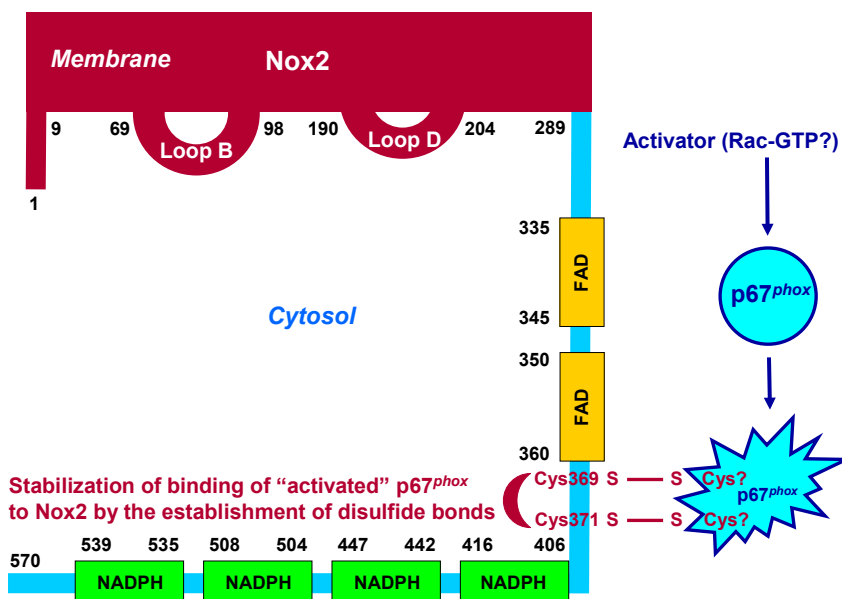
Member, Editorial Board, *International Journal of Hematology Research*

## Research

We are studying the production of reactive oxygen species (ROS) by phagocytes. ROS are generated by an enzyme complex, known as the NADPH oxidase. Our group is responsible for many of the seminal advances in the biochemistry and molecular biology of the NADPH oxidase complex, including: the standard micro-assay for the measurement of ROS (1130 citations); the design of a universally used

method for measuring H<sub>2</sub>O<sub>2</sub> production by cells in culture (1084 citations); the development of the first cell-free system of ROS production leading to the discovery of the cytosolic oxidase components (377 + 366 = 743 citations); the discovery of the role of the small GTPase Rac in oxidase activation (951 citations); the introduction of “peptide walking” to identify sites of protein-protein interaction, and the construction of chimeric cytosolic oxidase activators. The laboratory is equipped for the performance of advanced biochemical and molecular biology techniques.

The most recent interest of our group is focused on the mapping of the hotspots of interaction between the catalytic oxidase component Nox2 and the cytosolic activator p67<sup>phox</sup>. We found that the dehydrogenase region of Nox2 (residues 288-570) contains a Cys-Gly-Cys (CGC) triad (residues 369-371), which serves as a binding site for p67<sup>phox</sup>. This finding is based



Schematic representation of the stabilization of binding of “activated” p67<sup>phox</sup> to the dehydrogenase region of Nox2, involving the establishment of disulfide bonds between cysteines 369 and 371 in Nox2 and yet unidentified cysteines in p67<sup>phox</sup>

on a novel methodology, designed by us, in which we measure the binding of recombinant p67<sup>phox</sup> to an array of synthetic overlapping peptides covering the sequence of the dehydrogenase region of Nox2. Two Nox2 peptides that share the CGC triad, at their C- and N-termini, respectively, were found to bind p67<sup>phox</sup>. “Mutating” either C369 or C371 to R resulted in loss of p67<sup>phox</sup> binding. Chemical reduction of CGC-containing peptides also led to loss of binding. Linking the two cysteines by a disulfide bond resulted in a marked increase in binding. We concluded that binding of p67<sup>phox</sup> to the catalytic component of the NADPH oxidase complex is redox regulated and involves the establishment of disulfide bonds between p67<sup>phox</sup> and Nox2. The CGC triad might have a dual role by acting both as a protein disulfide isomerase (PDI) and by providing the cysteines for the establishment of disulfide bonds with p67<sup>phox</sup>. This novel hypothesis rests on the evidence that the CGC motif mimics functionally and structurally the CGHC catalytic site of members of the PDI family. Recently, we showed that a recombinant Nox2 construct possesses

PDI activity, exhibits limited sequence similarity with PDIA3, and reacts with an anti-PDIA3 antibody. These findings have a key *in vivo* equivalent because a C369R mutation in human Nox2 causes Chronic Granulomatous Disease (CGD), an inborn defect resulting in the inability of phagocytes to produce ROS, leading to the failure to resist infections by bacteria and fungi.

### Publications

Dahan I, Smith SM, **Pick E**. A Cys-Gly-Cys triad in the dehydrogenase region of Nox2 plays a key role in the interaction with p67<sup>phox</sup>. *J Leukoc Biol.* 98:859-74, 2015.

Bechor, E., Dahan, I., Fradin, T., Berdichevsky, Y., Zahavi, A., Federman Gross, A., Rafalowski, M., and **Pick, E**. The dehydrogenase region of the NADPH oxidase component Nox2 acts as a protein disulfide isomerase (PDI) resembling PDIA3 with a role in the binding of the activator protein p67<sup>phox</sup>. *Front. Chem.* 3:3, 2015.

Dahan, I., Smith S. M. E., and **Pick, E**. A Cys-Gly-Cys triad in the dehydrogenase region of Nox2 plays a key role in the interaction with p67<sup>phox</sup>. *J. Leukoc. Biol.* 98: 859-874, 2015.

**Pick, E**. Absolute and relative activity values in assessing the effect of NADPH oxidase inhibitors. *Antiox. Redox Signal.* 23: 1250-1251, 2015.

Fradin T, Bechor E, Berdichevsky Y, Dahan I, **Pick E**. Binding of p67<sup>phox</sup> to Nox2 is stabilized by disulfide bonds between cysteines in the 369 Cys-Gly-Cys371 triad in Nox2 and in p67<sup>phox</sup>. *J Leukoc Biol.* 2018;104(5):1023-1039.

Lejal N, Truchet S, Bechor E, Bouguyon E, Khedkar V, Bertho N, Vidic J, Adenot P, Solier S, **Pick E**, Slama-Schwok A. Turning off NADPH oxidase-2 by impeding p67<sup>phox</sup> activation in infected mouse macrophages reduced viral entry and inflammation. *Biochim Biophys Acta Gen Subj.* 2018;1862(6):1263-1275.

### Grants

2017-2020 Israel Science Foundation (ISF), Uncoupling of an intramolecular bond in the cytosolic component p67-phox is the crucial event in the activation of the NADPH oxidase in phagocytes



## Prof. Haim Werner, Ph.D.

Department of Human Molecular Genetics and  
Biochemistry  
Sackler Faculty of Medicine



Email: [hwerner@post.tau.ac.il](mailto:hwerner@post.tau.ac.il)  
URL: [www2.tau.ac.il/Person/medicine/researcher.asp?id=acemjkgjc](http://www2.tau.ac.il/Person/medicine/researcher.asp?id=acemjkgjc)



# Molecular Biology of the Insulin-Like Growth Factor System

## Positions

Professor Emeritus, Sackler Faculty of Medicine

Head, Yoran Institute for Human Genome Research

Lady Davis Chair in Biochemistry

## Research

The insulin-like growth factors (IGF1, IGF2) are a family of hormones with important roles in growth and development. The biological actions of the IGFs are mediated by the IGF1 receptor (IGF1R), a cell-surface receptor related to the insulin receptor. The IGF1R signaling pathway has an important role in the biochemical chain of events linking obesity, diabetes, and cancer. Our work is aimed at understanding the molecular and cellular events responsible for IGF1R expression in cancer. These studies are expected to generate information that might translate into more efficient IGF1R targeting approaches. Furthermore, a better understanding of the molecular biology of the IGF system will have important ramifications in areas such as obesity, metabolic syndrome, diabetes, and cancer research. Specific topics include:

- Interplay between the IGF signaling pathways and cancer genes (p53, BRCA).
- IGF1R targeting as a therapeutic approach in cancer.
- Epigenetic mechanisms in cancer development.
- Biological activities of insulin analogues.
- Metabolism and cancer.

## Publications

Weinstein, D., Sarfstein, R., Laron, Z. and **Werner**, Aizen, D., Sarfstein, R., Bruchim, I., Weinstein, D., Laron, Z. and **Werner, H.** (2015) Proliferative and signaling activities of insulin analogues in endometrial cancer cells. *Mol. Cell. Endocrinol.* 406:27-39.

Solomon-Zemler, R., Weingarten, G., Sarfstein, R., Laron, Z., **Werner, H.** and Wertheimer, E. (2015) Insulin analogues display atypical differentiative activities in skin keratinocytes. *Arch. Physiol. Biochem.*, 121:32-39.

Milanesi, E., Hadar, A., Maffioletti, E., **Werner, H.**, Shomron, N., Gennarelli, M., Schulze, T., Costa, M., Del Zompo, M., Squassina, A. and Gurwitz, D. (2015) IGF-1 differentially affects lithium sensitivity of lymphoblastoid cell lines from lithium responder and non-responder bipolar disorder patients. *J. Mol. Neurosci.*, 56:681-687.

Shinderman Maman, E., Cohen, K., Weingarten, C., Nabriski, D., Twito, O., Baraf, L., Hercbergs, A., Davis, P.J., **Werner, H.**, Ellis, M. and Ashur-Fabian, O. (2016) The thyroid hormone- $\alpha$ v $\beta$ 3 integrin axis in ovarian cancer: regulation of gene transcription and MAPK-dependent proliferation. *Oncogene* 35:1977-1987.

Lapkina-Gendler, L., Rotem, I., Pasmanik-Chor, M., Gurwitz, D., Sarfstein, R., Laron, Z. and **Werner, H.** (2016) Identification of signaling pathways associated with cancer protection in Laron syndrome. *Endocrine Related Cancer* 23:399-410.

Meisel-Sharon, S., Pozniak, Y., Geiger, T. and **Werner, H.** (2016) TMPRSS2-ERG fusion protein regulates insulin-like growth factor-1 receptor (IGF1R) gene expression in prostate cancer: involvement of transcription factor Sp1. *Oncotarget*, 7:51375-51392.

Liu, Z., Cordoba-Chacon, J., Kineman, R.D., Cronstein, B.N., Muzumdar, R., Gong, Z., **Werner, H.**, Yakar, S. (2016) Growth hormone control of hepatic lipid metabolism. *Diabetes* 65:3598-3609.

Cohen-Sinai, T., Cohen, Z., **Werner, H.**, Berger, R. (2017) Identification of BRCA1 as a potential biomarker for insulin-like growth factor-1 receptor targeted therapy in breast cancer. *Front. Endocrinol.* 8:148.



Solomon-Zemler, R, Basel-Vanagaite, L., Steier, D., Yakar, S., Mel, E., Phillip, M., Bazak, L., Bercovich, D., **Werner, H.** and de Vries, L. (2017) A novel heterozygous IGF1 receptor mutation associated with hypoglycemia. *Endocrine Connect.*, 17:0038.

Solomon-Zemler, R. and **Werner, H.** (2017) Nuclear insulin-like growth factor-1 receptor (IGF1R) displays proliferative and regulatory activities in non-malignant cells. *PLoS ONE*, 12(9):e0185164.

Somri, L., Sarfstein, R., Lapkina-Gendler, L., Nagaraj, K., Laron, Z., Bach, L.A and **Werner, H.** (2017) Differential expression of IGF1R in Laron syndrome-derived lymphoblastoid cell lines: potential correlation with reduced cancer incidence. *Growth Hormone & IGF Res.*, 39:6-12

Shinderman-Maman, E., Cohen, K., Moskovich, D., Hercbergs, A., **Werner, H.**, Davis, P., Ellis, M. and Ashur-Fabian, O. (2017) Thyroid hormone derivatives reduce proliferation and induce cell death and DNA damage in ovarian cancer. *Sci. Reports* 7(1):16475.

Shinderman-Maman, E., Weingarten, C., Moskovich, D., **Werner, H.**, Hercbergs, A., Davis, P.J., Ellis, M. and Ashur-Fabian, O. (2018) Molecular insights into the transcriptional regulatory role of thyroid hormones in ovarian cancer. *Mol. Carcinogenesis* 57:97-105.

Liu, Z., Han, T., **Werner, H.**, Rosen, C.J., Schaffler, M.B. and Yakar, S. (2018) Reduced serum IGF-1 associated with hepatic osteodystrophy is a main determinant of low cortical but not trabecular bone mass. *J. Bone Miner. Res.* 33:123-136.

Nagaraj, K., Lapkina-Gendler, L., Sarfstein, R., Gurwitz, D., Pasmanik-Chor, M., Laron, Z., Yakar, S. and **Werner, H.** (2018) Identification of thioredoxin-interacting protein (TXNIP) as a downstream target for IGF1 action. *Proc. Natl. Acad. Sci. USA* 115:1045-1050.

Aizen, D., Pasmanik-Chor, M., Sarfstein, R., Laron, Z., Bruchim, I. and **Werner, H.** (2018) Genome-wide analyses identify filamin-A as a novel downstream target for insulin and IGF1 action. *Front. Endocrinol.* 9:105.

Solomon-Zemler R, Pozniak Y, Geiger T, **Werner H.** Identification of nucleolar protein NOM1 as a novel nuclear IGF1R-interacting protein. *Mol Genet Metab.* 2019. pii: S1096-7192(18)30613-9.

Liu Z, Solesio ME, Schaffler MB, Frikha-Benayed D, Rosen CJ, **Werner H**, Kopchick JJ, Pavlov EV, Abramov AY, Yakar S. Mitochondrial function is compromised in cortical bone osteocytes of long-lived growth hormone receptor null mice. *J Bone Miner Res.* 2019; 34:106-122.

## Reviews

Sarfstein, R. and **Werner, H.** (2015) Insulin-IGF1 receptors (INSR/IGF1R) family. In: *The Receptor Tyrosine Kinase Handbook*, ed. by Wheeler, D.L. and Yarden, Y., Springer Science, New York, pp. 297-320.

**Werner, H.**, Sarfstein, R., LeRoith, D. and Bruchim, I. (2016) Insulin-like growth factor-1 (IGF1) signaling axis meets p53 genome protection pathways. *Front. Oncol.* 6:159.

Laron, Z., Kauli, R., Lapkina, L. and **Werner, H.** (2016) IGF-1 deficiency, longevity and cancer protection of patients with Laron syndrome. *Mutation Res. Rev.*, 772:123-133.

**Werner, H.**, Lapkina-Gendler, L. and Laron, Z. (2017) Fifty years on: New lessons from Laron syndrome. *Israel Med. Assoc. J.* 19:6-7.

**Werner, H.**, Lapkina-Gendler, L., Nagaraj, K., Sarfstein, R. and Laron, Z. (2017) Genome-wide profiling of congenital IGF1 deficient patients: translational implications in cancer prevention and metabolism. *Translational Med. Reports* 1:6657.

Farfel, A., **Werner, H.** and Laron, Z. (2018) Prolactin: not only a “milk hormone”: Prolactin-Growth hormone relationships with emphasis on cancer. *Ped. Endocrinol. Rev.* 15:216-222.

**Werner, H.**, Meisel-Sharon, S. and Bruchim, I. (2018) Oncogenic fusion proteins adopt the insulin-like growth factor signaling pathway. *Mol. Cancer* 17:28.

Yakar, S., **Werner, H.** and Rosen, C. (2018) Insulin-like growth factors: actions on the skeleton. *J. Mol. Endocrinol.* 61:T115-137.

**Werner H**, Wood T. Editorial: Personalized Medicine in Cancer Research. *Front Endocrinol (Lausanne).* 2018;9:692.

## Grants

2014-2019 “Investigation of metabolic genes associated with cancer protection pathways in a rare congenital IGF1 deficiency”. Israel Science Foundation.

2018-2019 Identification of TXNIP as a novel IGF1-dependent longevity gene. Recanati Fund for Medical Research, Tel Aviv University



Prof. Efrat Wertheimer, MD., PhD.

Department of Pathology  
Sackler Faculty of Medicine



Email: [effy@patholog.tau.ac.il](mailto:effy@patholog.tau.ac.il)

## Role of the Insulin Receptor in Skin and Implications to Diabetes

### Position

Senior Lecturer, Sackler Faculty of Medicine

Co-editor Diabetes/Metabolism Research and Reviews

D-Cure scientific committee

### Research

The insulin receptor (IR) is one of the best-studied tyrosine kinase receptors. The receptor transmits insulin actions, and functions in the metabolic regulation of glucose in insulin sensitive tissues – muscle, liver and adipose tissue. In recent years, however, additional roles have emerged for the IR in various tissues including the regulation of transcription and translation, cell proliferation, differentiation and more.

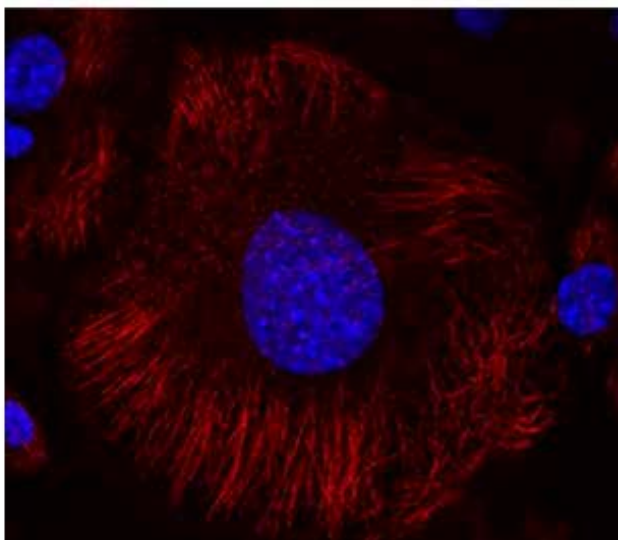
Our research interests center on the role of insulin and the IR in skin. The importance of insulin and the IR in skin is evident when insulin action is impaired in insulin resistance and diabetes: One of the major

known insulin resistance- and diabetes-associated skin complications is the impaired wound healing leading to amputations, increased illness and high mortality rates. Another skin complication associated with insulin resistance and diabetes is the marked increase in the risk, aggression, and recurrence of non-melanoma skin cancer.

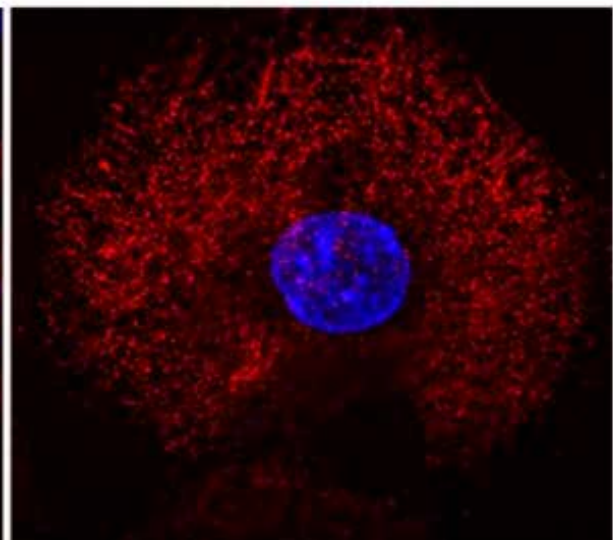
We have identified a previously unknown unique signaling pathway in which insulin via the IR regulates the assembly of the cellular cytoskeleton in skin cells. As can be seen in the figure attached below, IR inactivation, mimicking insulin resistance, led to a striking abnormality in the structure and assembly of cytoskeleton filaments in the skin epithelial cells.

Such an abnormality in cytoskeleton assembly can explain the observed changes in cellular division, proliferation and migration of IR null skin cells. Furthermore, since these processes are involved in wound healing from one hand as well as in tumorigenesis on the other hand, the disassembled cytoskeleton could be part of the pathogenesis

Control



IR null



leading to the development of the diabetes-associated skin pathologies.

In order to prove the importance of insulin and the IR in skin, and more specifically to wound healing and to skin tumorigenesis, we generated a skin-specific IR null mouse. In this mouse, the IR is inactivated only in the skin epidermis, without the development of hyperglycemia or other biochemical changes. By studying this mouse, we demonstrated that lack of epidermal IR by itself led to severely impaired wound healing. Furthermore, in another set of studies we demonstrated that IR inactivation in skin led to a marked decrease in transformation of skin cells *in vitro* as well as in skin tumorigenesis *in vivo*. Moreover, IR inhibition led to the reversal of transformation of transformed skin cells.

Our results indicate that the skin itself is abnormal in diabetes as a result of impaired insulin signaling, and that it should become an independent target for treatment and prevention of diabetes-associated skin pathologies. This research will lead to new

means to reverse and prevent diabetes-associated skin complications from developing, effectively treat them, and halt their progression.

### Publications

Weingarten G., Ben Yaakov A., Dror E., Russ J., Magin TM, Kahn CR, and **Wertheimer E**: Insulin receptor plays a central role in skin carcinogenesis by regulating cytoskeleton assembly. *FASEB J.* 2019, in press.

Solomon Zemler R, Weingarten G, Sarfstein R, Laron Z, Werner H, **Wertheimer E**. Insulin analogues display atypical differentiative activities in skin keratinocytes. *Arch Physiol Biochem.* 2015; 121:32-9.

### Patent

US 14/521,494 Methods and Compositions for Treating Cancer

# Genomics & Personalized Medicine



Modified from Rukov JL, Shomron N. MicroRNA pharmacogenomics: Post-transcriptional regulation of drug response. Trends Mol Med. 2011





## Prof. Gil Ast, Ph.D.

Department of Human Molecular Genetics &  
Sackler Faculty of Medicine



TEL AVIV UNIVERSITY



E-mail: [gilast@post.tau.ac.il](mailto:gilast@post.tau.ac.il)  
<http://astlab.tau.ac.il/index.php>

# Alternative Splicing Generates Transcriptomic Diversity in Genetic Disorders & Cancer

## Positions

Professor, Sackler Faculty of Medicine

Boris Quentin Chair in Pathological Chemistry

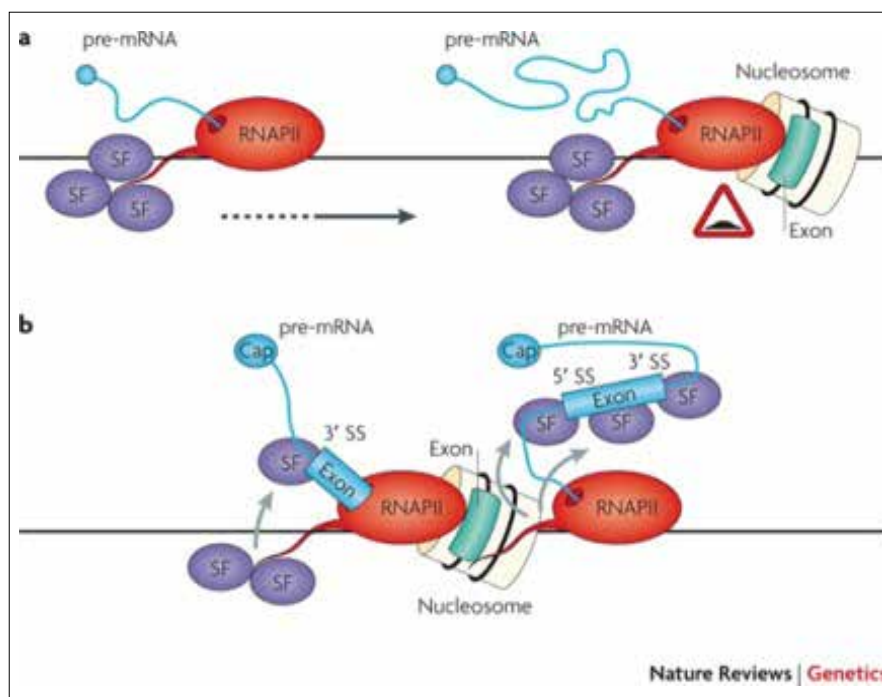
## Research

By utilizing the unique strengths of our research group in bioinformatic analyses as well as in genomic and advanced molecular biology methodologies, we are able to make groundbreaking discoveries in the field of alternative splicing. We study how alternative splicing generates higher level of organism complexity, especially in human. However, this comes with a price, and alternative splicing also inflicts many genetic disorders and cancer. Our research involves these two facets of alternative splicing. On one hand, we found how new functions evolved via the generation of new exons (mostly in

human). We have also showed how different layers of gene expression affect each other, and found that chromatin organization and epigenetic markers (DNA methylation) mark the exon-intron structure. We also found that during the evolution of warm-blooded organisms two exon-intron gene architectures developed, and these also reflect the different effects of mutations on splicing in cancer and other genetic disorders. On the other hand, we study the impact of splicing abnormalities on colon and lung cancer, and we have recently discovered a new therapy for Familial Dysautonomia, a neurodegenerative disease caused by a splicing defect in the nervous system.

## Publications

Daniel-Farran N, Brownstein Z, Gulsuner S, Tammer L, Khayat M, Aleme O, Chervinsky E, Aboleile Zoubi O, Walsh T, **Ast G**, King M-C, Avraham KB,\* Shalev SA.\* (2018) Genetics of hearing loss in the Arab



Nucleosome occupancy marks exons and is coupled to transcription. **a.** RNA polymerase II (RNAPII), associated with different splicing factors (SFs), travels along the gene and transcribes it. When RNAPII reaches an area with high nucleosome occupancy and encounters specific histone modifications that mark an exon, it is slowed down. **b.** This panel shows RNAPII and the nucleosome at the point at which their coupling marks the exon boundaries for the splicing machinery. RNAPII transcribes the exon and SFs detach from the carboxy-terminal domain of RNAPII and bind to the 3' splice site (3' SS) region of the precursor mRNA (pre-mRNA). During transcription elongation, additional SFs bind intronic and exonic splicing regulatory elements and the 5' SS.

population of northern Israel. *Eur J Hum Genet.* 26:1840-1847.

Atak A, Khurana S, Gollapalli K, Reddy PJ, Levy R, Ben-Salmon S, Hollander D, Donyo M, Heit A, Hotz-Wagenblatt A, Biran H, Sharan R, Rane S, Shelar A, **Ast G**, Srivastava S. (2018) Quantitative mass spectrometry analysis reveals a panel of nine proteins as diagnostic markers for colon adenocarcinomas. *Oncotarget.* 9:13530-13544.

Naftelberg S, **Ast G\***, Perlson E\* (2017). Phosphatidylserine improves axonal transport by inhibition of HDAC and has potential in treatment of neurodegenerative diseases. *Neural Regen Res.* 12:534-537 \*Co-corresponding author.

Bochner R, Samuelov L, Sarig O, Li Q, Adase CA, Isakov O, Malchin N, Vodo D, Shayevitch R, Peled A, Yu BD, Fainberg G, Warshauer E, Adir N, Erez N, Gat A, Gottlieb Y, Rogers T, Pavlovsky M, Goldberg I, Shomron N, Sandilands A, Campbell LE, MacCallum S, McLean WH, **Ast G**, Gallo RL, Uitto J, Sprecher E. Calpain 12 function revealed through the study of an atypical case of autosomal recessive congenital ichthyosis. *J Invest Dermatol.* 2017:137:385-393.

Naftelberg S, Abramovitch Z, Gluska S, Yannai S, Joshi Y, Donyo M, Ben-Yaakov K, Gradus T, Zonszain J, Farhy C, Ashery-Padan R, Perlson E, **Ast G**. Phosphatidylserine ameliorates neurodegenerative symptoms and enhances axonal transport in a mouse model of Familial Dysautonomia. *PLoS Genet.* 2016;12:e1006486.

Hollander D, Donyo M, Atias N, Mekahel K, Melamed Z, Yannai S, Lev-Maor G, Shilo A, Schwartz S, Barshack I, Sharan R, **Ast G**. A network-based analysis of colon cancer splicing changes reveals a tumorigenesis-favoring regulatory pathway emanating from ELK1. *Genome Res.* 2016;26:541-53.

Donyo M, Hollander D, Abramovitch Z, Naftelberg S, **Ast G**. Phosphatidylserine enhances IKBKAP

transcription by activating the MAPK/ERK signaling pathway. *Hum Mol Genet.* 2016;25:1307-17.

Ekhilevitch N, Kurolap A, Oz-Levi D, Mory A, Hershkovitz T, **Ast G**, Mandel H, Baris HN. Expanding the MYBPC1 phenotypic spectrum: a novel homozygous mutation causes arthrogyrosis multiplex congenita. *Clin Genet.* 2016;90:84-9.

Kfir N, Lev-Maor G, Glaich O, Alajem A, Datta A, Sze SK, Meshorer E, **Ast G**. SF3B1 association with chromatin determines splicing outcomes. *Cell Rep.* 2015;11:618-29.

Yearim A, Gelfman S, Shayevitch R, Melcer S, Glaich O, Mallm JP, Nissim-Rafinia M, Cohen AH, Rippe K, Meshorer E, **Ast G**. HP1 is involved in regulating the global impact of DNA methylation on alternative splicing. *Cell Rep.* 2015;10:1122-34.

### Reviews

Shayevitch R, Askayo D, Keydar I, **Ast G**. (2018) The importance of DNA methylation of exons on alternative splicing. *RNA.* 24:1351-1362.

Hollander D, Naftelberg S, Lev-Maor G, Kornblihtt AR, **Ast G**. How are short exons flanked by long introns defined and committed to splicing? *Trends Genet.* 2016.

### Grants

2016-2019 DKFZ-MOST, Network-based analysis of alternative splicing regulation

2018-2020 German-Israel Research Foundation Grant



## Prof. Karen B. Avraham, Ph.D.

Department of Human Molecular Genetics and Biochemistry  
Sackler Faculty of Medicine  
Sagol School of Neuroscience



Email: [karena@tauex.tau.ac.il](mailto:karena@tauex.tau.ac.il)  
URL: [www.kbalab.com](http://www.kbalab.com)

# Genomic Analysis of Hereditary Hearing Loss

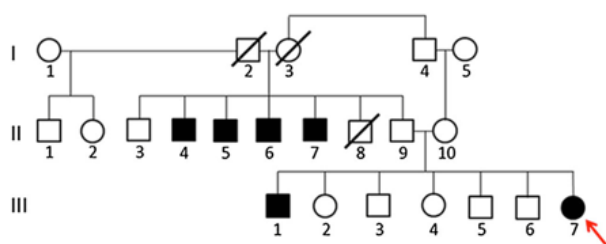
## Positions

Professor, Sackler Faculty of Medicine  
Vice Dean, Sackler Faculty of Medicine  
Drs. Sarah and Felix Dumont Chair for Research of Hearing Disorders  
Associate Editor, *European Journal of Human Genetics*, *Human Genomics*  
Director, Biomed@TAU Research Hubs  
Director, Single Cell Genomics Core


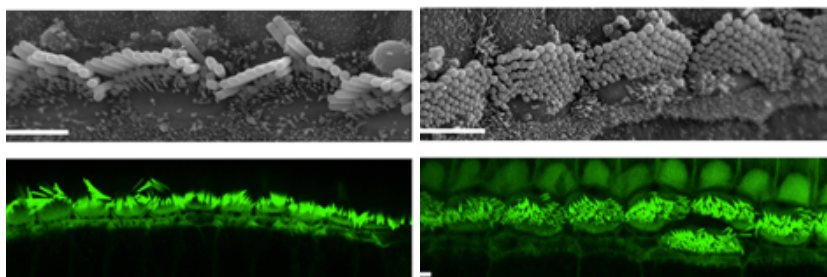
## Research

Our primary interest is the genetic basis of hereditary hearing loss or deafness. Our group is working towards the identification, characterization and regulation of genes associated with hereditary hearing loss. For gene discovery, we focus on the Israeli Jewish and Palestinian Arab populations in the Middle East. Our studies have led to the identification of mutations in over 30 genes, since this is a genetically heterogeneous disease. We are employing deep sequencing, also known as massively parallel

sequencing, to identify mutations using the latest genomic technology. Our work has provided the link between gene discovery and clinical diagnosis in genetic clinics in medical centers throughout Israel. In addition, we have studied the auditory and vestibular systems of a dozen mouse mutants, focusing on mutation identification, morphological and functional analysis of the organ of Corti and its cells, and behavioral analysis of hearing and balance disorders. This has allowed us to define the pathways leading to deafness in mouse models for human deafness. We have demonstrated that microRNAs are essential for development and function of inner ear hair cells in vertebrates through microRNA expression, mouse mutants and target identification. We have recently isolated long non-coding RNAs (lncRNAs) by RNA-seq from the cochlear and vestibular sensory epithelium. Reconstruction and filtering of the transcriptome of the inner ear led to 3,239 lncRNA genes, yielding 721 novel lncRNAs. We are now working on understanding their mechanisms in the auditory and vestibular systems. Finally, we are building epigenomic maps of DNA methylation, chromatin structure, and histone



Variants in *GPSM2* lead to lead to hearing loss in humans and mice. a) Palestinian Arab family with profound hearing loss. b) Structural alignment of the human and mouse *GPSM2* N-terminus region, indicating high structural similarity. c) The *Gpsm2* truncation in mice causes defective morphogenesis of hair bundles of inner and outer hair cells. From Bhonker et al. 2016.



modifications of the auditory system and integrating them with transcriptomics to establish pathway-specific transcriptional regulatory networks (TRNs).

## Publications

### Manuscripts

Shefer, S., Gordon, C., **Avraham, K.B.** and Mintz, M. (2015) Balance deficit enhances anxiety and balance training decreases anxiety in vestibular mutant mice. *Behav Brain Res*, 276:76-83.

Bhonker, Y., Abu-Rayyan, A., Ushakov, K., Amir-Zilberstein, A., Shivatzki, S., Yizhar-Barnea, O., Elkan-Miller, T., Tayeb-Fligelman, E., Kim, S.M., Landau, M., Kanaan, K., Chen, P., Matsuzaki, F., Sprinzak, D., **Avraham, K.B.** (2015) The GPSM2/LGN GoLoco motifs are essential for hearing. *Mamm. Genome*, 27:29-46.

Marcotti, W., Corns, L.F., Goodyear, R.J., Rzadzinska, A.K., **Avraham, K.B.**, Steel, K.P., Richardson, G. and Kros, C.J. (2016) The acquisition of mechano-electrical transducer current adaptation in auditory hair cells requires myosin VI. *J. Physiol.* 594:3667-3681.

Perl, K., Ushakov, K., Pozniak, Y., Yizhar-Barnea, O., Bhonker, Y., Shivatzki, S., Geiger, T., **Avraham, K.B.\***, Shamir, R. (2016)\* Reduced changes in protein compared to mRNA levels across non-proliferating tissues. *BMC Genomics*, 18:305. \*Shared authorship.

Ushakov, K., Koffler-Brill, T., Rom, A., Perl, K., Ulitsky, I., **Avraham, K.B.** (2017) Genome-wide identification and expression profiling of long non-coding RNAs in auditory and vestibular systems. *Sci. Rep.*, 7:8637.

Schlüter, T., Berger, C., Rosengauer, E., Fieth, P., Krohs, C., Ushakov, K., Steel, K.P., **Avraham, K.B.**, Hartmann, A., Felmy, F., Gerd Nothwang, H.G. (2018) miR-96 is required for normal development of the auditory hindbrain. *Hum. Molec. Genet.* 27:860-874.

Perl, K., Shamir, R., **Avraham, K.B.** (2018) Computational analysis of mRNA expression profiling in the inner ear reveals candidate transcription factors associated with proliferation, differentiation, and deafness. *Hum. Genomics.* 12:30.

Danial-Farran, N., Brownstein, Z., Gulsuner, S., Tammer, L., Khayat, M., Aleme, O., Chervinsky, E., Aboleile Zoubi, O., Walsh, T., Ast, G., King, M.-C., **Avraham, K.B.\***, Shalev, S.A.\* (2018) Genetics of hearing loss in the Arab population of northern Israel. *Eur J Hum Genet.* 26:1840-1847. (\*shared senior authorship).

Yizhar-Barnea, O., Valensisi, C., Doni-Jayavelu, N., Kishore, K., Andrus, C., Koffler-Brill, T., Ushakov, K., Perl, K., Noy, Y., Bhonker, Y., Pelizzola, M., Hawkins, R.D., **Avraham, K.B.** (2018) DNA methylation dynamics during embryonic development and postnatal maturation of the mouse auditory sensory epithelium. *Sci. Rep.* 8:17348.

Oza, A.M., DiStefano, M.T., Hemphill, S.E., Cushman, B.J., Grant, AR, Siegert, R.K., Shen, J., Chapin, A., Boczek, N.J., Schimmenti, L.A., Murry, J.B., Hasadsri, L., Nara, K., Kenna, M., Booth, K.T., Azaiez, H., Griffith, A., **Avraham, K.B.**, Kremer, H., Rehm, H.L., Amr, S.S., Abou Tayoun, A.N., on behalf of the ClinGen Hearing Loss Clinical Domain Working Group. (2018) Expert specification of the ACMG/AMP variant interpretation guidelines for genetic hearing loss. *Hum Mutat.* 39:1593-1613.

Hacohen-Kleiman, G., Yizhar-Barnea, O., Touloumi, O., Lagoudaki, R., **Avraham, K.B.**, Grigoriadis, N., Gozes, I. (2019) Atypical auditory brainstem response and protein expression aberrations related to ASD and hearing loss in the Adnp haploinsufficient mouse brain. *Neurochem Res.* doi: 10.1007/s11064-019-02723-6.

Lahav-Ariel L, Caspi M, Thangaraj P, Hofmann I, Hanson KK, Sklan EH, Werner Franke W, **Avraham KB**, Rosin-Arbesfeld R. Striatin is a novel modulator of cell adhesion. *FASEB J.* 33:4729-4740.

Dror AA, Taiber S, Sela E, Handzel O, **Avraham KB.** (2020) A mouse model for benign paroxysmal positional vertigo (BPPV) with genetic predisposition for displaced otoconia. *Genes Brain Behav.* 2020 Jan 2:e12635. doi: 10.1111/gbb.12635

Shen J, Oza AM, Del Castillo I, Duzkale H, Matsunaga T, Pandya A, Kang HP, Mar-Heyming R, Guha S, Moyer K, Lo C, Kenna M, Alexander JJ, Zhang Y, Hirsch Y, Luo M, Cao Y, Wai Choy K, Cheng YF, **Avraham KB**, et al; ClinGen Hearing Loss Working Group. (2019) Consensus interpretation of the p.Met34Thr and p.Val37Ile variants in GJB2 by the ClinGen Hearing Loss Expert Panel. *Genet. Med.* 21:2442-2452.

Hacohen-Kleiman, G., Yizhar-Barnea, O., Touloumi, O., Lagoudaki, R., **Avraham, K.B.**, Grigoriadis, N., Gozes, I. (2019) Atypical auditory brainstem response and protein expression aberrations related to ASD and hearing loss in the Adnp haploinsufficient mouse brain. *Neurochem Res.* 44:1494-1507.



## Reviews and Chapters

Koffler, T., Ushakov, K. and **Avraham, K.B.** (2015) Genetics of hearing loss – syndromic. *Otolaryngol Clin North Am.* 48:1041-1061.

**Avraham, K.B.** What's hot about otoferlin. (2016) *EMBO J.* 35:2502-2504.

Dror, A. and Avraham, K.B. (2017) The Slc26a4loop Mouse Model for Pendred's Syndrome and Nonsyndromic Deafness. In: *The Role of Pendrin in Health and Disease.* (S. Dossena, M. Paulmichl, eds). Springer International Publishing. 23-36.

Doetzlhofer, A. and **Avraham, K.B.** (2016) Insights into inner ear-specific gene regulation: epigenetics and non-coding RNAs in inner ear development and regeneration. *Semin. Cell Dev. Biol.* 65:69-79.

Yizhar-Barnea, O. and **Avraham, K. B.** (2017) Single cell analysis of the inner ear sensory organs. *Int J Dev Biol.* 61:205-213.

Taiber, S. and **Avraham, K.B.** (2019) Genetic therapies for hearing loss: Accomplishments and remaining challenges. *Neurosci Lett.* doi: 10.1016/j.neulet.2019.134527

## Grants

2016 – 2019 Identification of a Network of Short and Long Noncoding RNAs Controlling Mammalian Inner Ear Development. Israel Science Foundation.

2018-2020 Function of microRNAs in the peripheral and central auditory system. German-Israeli Foundation for Scientific Research and Development (GIF). Co-PI: Hans Gerd Nothwang

2018-2023 National Institutes of Health/NIDCD R01

2019-2020 Tel Aviv University Breakthrough Innovative Research Grant, Circumventing Irreversible Ototoxic Effects of Aminoglycoside Antibiotics Required for the Treatment of Infectious Diseases, with Co-PI: Micha Fridman, School of Chemistry, TAU

2019-2023 Ernest and Bonnie Beutler Research Program of Excellence in Genomic Medicine Award

2019-2023 Big Data to Therapy: Personalized Medicine for the Deaf in the Diverse Jewish Population, Israel Precision Medicine Partnership Program (IPMP)



## Dr. Ran Elkon, Ph.D.

Department of Human Molecular Genetics and  
Biochemistry  
Sackler Faculty of Medicine



Email: [rael@post.tau.ac.il](mailto:rael@post.tau.ac.il)  
URL: <http://www.elkonlab.tau.ac.il>

# Genomic-scale Bioinformatics Exploration of Gene Regulation

## Positions

Senior Lecturer, Sackler Faculty of Medicine

## Research

Our research focuses on understanding mechanisms of gene regulation, which is an intricate multi-layer process. We apply bioinformatics methods to elucidate, on a genomic scale, how gene expression is regulated at the layers of gene transcription, transcript stability and protein translation. We aim at discovering how interruptions in these regulatory mechanisms contribute to the development of human pathological conditions, and how natural genomic variation affects our predisposition to common human diseases. Our analyses are based on novel deep-sequencing techniques that greatly boost our ability to systematically study gene regulation and decipher regulatory layers that were until recently largely unexplored.

## Publications

Mandelboum S, Manber Z, Elroy-Stein O, **Elkon R**. Recurrent functional misinterpretation of RNA-seq data caused by sample-specific gene length bias. *PLoS Biol.* 2019;17(11):e3000481.

Shulman ED, **Elkon R**. Cell-type-specific analysis of alternative polyadenylation using single-cell transcriptomics data. *Nucleic Acids Res.* 2019;47(19):10027-10039.

Korkmaz G, Manber Z, Lopes R, Prekovic S, Schuurman K, Kim Y, Teunissen H, Flach K, Wit E, Galli GG, Zwart W, **Elkon R**, Agami R. A CRISPR-Cas9 screen identifies essential CTCF anchor sites for estrogen receptor-driven breast cancer cell proliferation. *Nucleic Acids Res.* 2019;47(18):9557-9572

Hait TA, Maron-Katz A, Sagir D, Amar D, Ulitsky I, Linhart C, Tanay A, Sharan R, Shiloh Y, **Elkon R**,

Shamir R. The EXPANDER integrated platform for transcriptome analysis. *J Mol Biol.* 2019;431(13):2398-2406.

Chessum L, Matern MS, Kelly MC, Johnson SL, Ogawa Y, Milon B, McMurray M, Driver EC, Parker A, Song Y, Codner G, Esapa CT, Prescott J, Trent G, Wells S, Dragich AK, Frolenkov GI, Kelley MW, Marcotti W, Brown SDM, **Elkon R**, Bowl MR, Hertzano R. Helios is a key transcriptional regulator of outer hair cell maturation. *Nature.* 2018;563(7733):696-700.

Nurick I, Shamir R, **Elkon R**. Genomic meta-analysis of the interplay between 3D chromatin organization and gene expression programs under basal and stress conditions. *Epigenetics Chromatin.* 2018;11(1):49.

Lopes R, Korkmaz G, Revilla SA, van Vliet R, Nagel R, Custers L, Kim Y, van Breugel PC, Zwart W, Moubeyni B, Manber Z, **Elkon R**, Agami R. CUEDC1 is a primary target of ERα essential for the growth of breast cancer cells. *Cancer Lett.* 2018;436:87-95.

Han R, Li L, Ugalde AP, Tal A, Manber Z, Barbera EP, Chiara VD, **Elkon R**, Agami R. Functional CRISPR screen identifies AP1-associated enhancer regulating FOXF1 to modulate oncogene-induced senescence. *Genome Biol.* 2018;19(1):118.

Hait TA, Amar D, Shamir R, **Elkon R**. FOCS: a novel method for analyzing enhancer and gene activity patterns infers an extensive enhancer-promoter map. *Genome Biol.* 2018;19(1):56.

Cohen-Tayar Y, Cohen H, Mitiagin Y, Abravanel Z, Levy C, Idelson M, Reubinoff B, Itzkovitz S, Raviv S, Kaestner KH, Blinder P, **Elkon R**, Ashery-Padan R. Pax6 regulation of Sox9 in the mouse retinal pigmented epithelium controls its timely differentiation and choroid vasculature development. *Development.* 2018;145(15).

Ziv Y, Rahamim N, Lezmy N, Even-Chen O, Shaham O, Malishkevich A, Giladi E, **Elkon R**, Gozes I, Barak S. Activity-dependent neuroprotective protein

(ADNP) is an alcohol-responsive gene and negative regulator of alcohol consumption in female mice. *Neuropsychopharmacology*. 2018. doi: 10.1038/s41386-018-0132-7.

Li L, van Breugel PC, Loayza-Puch F, Ugalde AP, Korkmaz G, Messika-Gold N, Han R, Lopes R, Barbera EP, Teunissen H, de Wit E, Soares RJ, Nielsen BS, Holmström K, Martínez-Herrera DJ, Huarte M, Louloui A, Drost J, **Elkon R**\*, Agami R. LncRNA-OIS1 regulates DPP4 activation to modulate senescence induced by RAS. *Nucleic Acids Res*. 2018;46(8):4213-4227. (\*co-corresponding authors).

Gavish-Izakson M, Velpula BB, **Elkon R**, Prados-Carvajal R, Barnabas GD, Ugalde AP, Agami R, Geiger T, Huertas P, Ziv Y, Shiloh Y. Nuclear poly(A)-binding protein 1 is an ATM target and essential for DNA double-strand break repair. *Nucleic Acids Res*. 2018;46(2):730-747.

Slobodin B, Han R, Calderone V, Vrieling JA, Loayza-Puch F, **Elkon R**\*, Agami R. Transcription Impacts the Efficiency of mRNA Translation via Co-transcriptional N6-adenosine Methylation. *Cell*. 2017;169(2):326-337. (\*co-corresponding authors).

Matern M, Vijayakumar S, Margulies Z, Milon B, Song Y, **Elkon R**, Zhang X, Jones SM, Hertzano R. Gfi1(Cre) mice have early onset progressive hearing loss and induce recombination in numerous inner ear non-hair cells. *Sci Rep*. 2017;7:42079.

Korkmaz G, Lopes R, Ugalde AP, Nevedomskaya E, Han R, Myacheva K, Zwart W, **Elkon R**\*, Agami R\*. Functional genetic screens for enhancer elements in the human genome using CRISPR-Cas9. *Nat Biotechnol*. 2016, 34:192-8. (\* Co-corresponding author)

Friedman-Mazursky O, **Elkon R**, Efrat S. Redifferentiation of expanded human islet  $\beta$  cells by inhibition of ARX. *Sci Rep*. 2016; 6:20698.

Creemers EE, Bawazeer A, Ugalde AP, van Deutekom HW, van der Made I, de Groot NE, Adriaens ME, Cook SA, Bezzina CR, Hubner N, van der Velden J, **Elkon R**, Agami R, Pinto YM. Genome-wide polyadenylation maps reveal dynamic mRNA 3'-end formation in the failing human heart. *Circ Res*. 2016, 118:433-8.

**Elkon R**\*, Loayza-Puch F\*, Korkmaz G, Lopes R, Breugel PCv, Bleijerveld OB, Altelaar AFM, Wolf E, Lorenzin F, Eilers M, Agami R: Myc coordinates transcription and translation to enhance transformation and suppress invasiveness. *EMBO Rep*. 2015, pii: e201540717. (\*Equal contribution).

**Elkon R**\*, Milon B\*, Morrison L, Shah M, Vijayakumar S, Racherla M, Leitch CC, Silipino L, Hadi S, Weiss-Gayet M, Barras E, Schmid CD, Ait-Lounis A, Barnes A, Song Y, Eisenman DJ, Eliyahu E, Frolenkov GI, Strome SE, Durand B, Zaghloul NA, Jones SM, Reith W, Hertzano R. RFX transcription factors are essential for hearing in mice. *Nat Commun* 2015, 6:8549. (\*Equal contribution).

#### Grants

2018 – 2022 The epitranscriptome in regulation of RNA fate (DIP)

2018 – 2022 Genomic delineation of transcriptional networks that determine auditory hair cells fate (BSF)

2019 – 2020 Multi-layer analysis of the dynamic interplay between 3D genome organization and gene regulation during early stem cell differentiation (KBT)

2019 – 2022 Genomic analysis of alternative polyadenylation in health and disease (ISF)



## Prof. David Gurwitz, Ph.D.

Department of Human Molecular Genetics and  
Biochemistry, Sackler Faculty of Medicine  
Sagol School of Neuroscience



Email: gurwitz@post.tau.ac.il  
URL: [http://neuroscience-web.tau.ac.il/en/?post\\_type=portfolio&p=1757](http://neuroscience-web.tau.ac.il/en/?post_type=portfolio&p=1757)



# Genomic Biomarkers for CNS Drug Response

## Positions

Associate Professor, Sackler Faculty of Medicine  
Director, National Laboratory for the Genetics of  
Israeli Populations

Senior Editor, *Pharmacogenomics*

Editorial Board: *Trends in Molecular Medicine*,  
*Genome Medicine*, *CNS Drugs*, *Drug Development  
Research*, *Pharmaceutical Biology* *Genomic Medicine*

Member of the NIH Pharmacogenomics Research  
Network (PGRN)

## Research

Our lab, serving as the National Laboratory for the  
Genetics of Israeli Populations (<http://nlqip.tau.ac.il>),  
was established in 1995 by the Israeli Academy for  
Sciences and Humanities as the National Biobank  
of Israel. The biobank includes DNA samples and  
immortalized lymphoblastoid cell lines from over  
2000 unrelated healthy donors representing the  
large genetic diversity of Jewish, Arab and Druze  
communities of Israel. This novel resource has been  
applied by hundreds of research groups in Israel  
and abroad.

Our primary interest is in finding genomic biomarkers  
for the response to CNS drugs – , for improving  
personalized medicine with respect to both treatment  
efficacy and safety. Our research is currently focused  
on drugs for treating major depression, bipolar  
disorder, and Alzheimer's disease. These CNS  
diseases inflict huge societal costs, and biomarkers  
are needed for better treatment. We use human  
immortalized lymphoblastoid cell lines from unrelated  
healthy donors for comparing drug response and  
searching for genomic biomarkers, including mRNA  
for genes, and non-coding RNAs such as microRNAs  
(miRNAs) and small nucleolar RNAs (snoRNAs).

Among genes that we identified as tentative genomic  
biomarkers for the response to anti-depressant drugs,  
two genes, CHL1 and ITGB3, have been replicated

in clinical cohorts of major depression patients,  
lending support for our novel research approach.

A recent publication from our lab has been cited  
in a report by Scientific American: Unraveling the  
Mystery of How Antidepressant Drugs Work:

[http://www.scientificamerican.com/article/  
unraveling-the-mystery-of-ssris-depression/](http://www.scientificamerican.com/article/unraveling-the-mystery-of-ssris-depression/)

In addition to the research on genomic biomarkers,  
we are involved in research on bioethics and societal  
aspects of human genomics research.

## Publications

Chouchana L, Fernández-Ramos AA, Dumont F,  
Marchetti C, Ceballos-Picot I, Beaune P, **Gurwitz D**,  
Loriot MA. Molecular insight into thiopurine resistance:  
transcriptomic signature in lymphoblastoid cell lines.  
*Genome Med.* 7:37 (2015).

Markovič T, Gobec M, **Gurwitz D**, Mlinarič-Raščan  
I. Characterization of human lymphoblastoid cell  
lines as a novel in vitro test system to predict the  
immunotoxicity of xenobiotics. *Toxicol Lett.* 233:8-  
15 (2015).

Milanesi E, Hadar A, Maffioletti E, Werner H, Shomron  
N, Gennarelli M, Schulze TG, Costa M, Del Zompo  
M, Squassina A, **Gurwitz D**. Insulin-like Growth  
Factor 1 Differentially Affects Lithium Sensitivity of  
Lymphoblastoid Cell Lines from Lithium Responder  
and Non-responder Bipolar Disorder Patients. *J Mol  
Neurosci.* 56:681-7 (2015).

Fabbri C, Crisafulli C, **Gurwitz D**, Stingl J, Calati R,  
Albani D, Forloni G, Calabrò M, Martines R, Kasper  
S, Zohar J, Juven-Wetzler A, Souery D, Montgomery  
S, Mendlewicz J, Girolamo GD, Serretti A. Neuronal  
cell adhesion genes and antidepressant response  
in three independent samples. *Pharmacogenomics  
J.* 15:538-48 (2015).

Probst-Schendzielorz K, Scholl C, Efimkina O,  
Ersfeld E, Viviani R, Serretti A, Fabbri C, **Gurwitz  
D**, Lucae S, Ising M, Paul AM, Lehmann ML, Steffens



- M, Crisafulli C, Calabrò M, Holsboer F, Stingl J. CHL1, ITGB3 and SLC6A4 gene expression and antidepressant drug response: results from the Munich Antidepressant Response Signature (MARS) study. *Pharmacogenomics*. 16:689-701 (2015).
- Lapkina-Gendler L, Rotem I, Pasmanik-Chor M, **Gurwitz D**, Sarfstein R, Laron Z, Werner H. Identification of signaling pathways associated with cancer protection in Laron syndrome. *Endocr Relat Cancer*. 23:399-410 (2016).
- Rzezniczek S, Obuchowicz M, Datka W, Siwek M, Dudek D, Kmiotek K, Oved K, Shomron N, **Gurwitz D**, Pilc A. Decreased sensitivity to paroxetine-induced inhibition of peripheral blood mononuclear cell growth in depressed and antidepressant treatment-resistant patients. *Transl Psychiatry*. 6:e827 (2016).
- Hadar A, Milanese E, Squassina A, Niola P, Chillotti C, Pasmanik-Chor M, Yaron O, Martásek P, Rehavi M, Weissglass-Volkov D, Shomron N, Gozes I, **Gurwitz D**. RGS2 expression predicts amyloid- $\beta$  sensitivity, MCI and Alzheimer's disease: genome-wide transcriptomic profiling and bioinformatics data mining. *Transl Psychiatry* 6:e909 (2016).
- Breitfeld J, Scholl C, Steffens M, Brandenburg K, Probst-Schendzielorz K, Efimkina O, **Gurwitz D**, Ising M, Holsboer F, Lucae S, Stingl JC. Proliferation rates and gene expression profiles in human lymphoblastoid cell lines from patients with depression characterized in response to antidepressant drug therapy. *Transl Psychiatry*. 6:e950 (2016).
- Milanese E, Voinsky I, Hadar A, Srouji A, Maj C, Shekhtman T, Gershovits M, Gilad S, Chillotti C, Squassina A, Potash JB, Schulze TG, Goes FS, Zandi P, Kelsoe JR, **Gurwitz D**. RNA sequencing of bipolar disorder lymphoblastoid cell lines implicates the neurotrophic factor HRP-3 in lithium's clinical efficacy. *World J Biol Psychiatry*. 1-13 (2017).
- Hadar A, Milanese E, Squassina A, Niola P, Chillotti C, Pasmanik-Chor M, Yaron O, Martásek P, Rehavi M, Weissglas-Volkov D, Shomron N, Gozes I, **Gurwitz D**. RGS2 expression predicts amyloid- $\beta$  sensitivity, MCI and Alzheimer's disease: genome-wide transcriptomic profiling and bioinformatics data mining. *Transl Psychiatry*. 7:e1035 (2017).
- Oved K, Farberov L, Gilam A, Israel I, Haguel D, **Gurwitz D**, Shomron N. MicroRNA-mediated regulation of ITGB3 and CHL1 is implicated in SSRI action. *Front Mol Neurosci*. 10:35 (2017).
- Bulbul O, Pakstis AJ, Soundararajan U, Gurkan C, Brissenden JE, Roscoe JM, Evsanaa B, Togtokh A, Paschou P, Grigorenko EL, **Gurwitz D**, Wootton S, Lagace R, Chang J, Speed WC, Kidd KK. Ancestry inference of 96 population samples using microhaplotypes. *Int J Legal Med*. 132(3):703-711 (2018).
- Gu S, Li H, Pakstis AJ, Speed WC, **Gurwitz D**, Kidd JR, Kidd KK. Recent selection on a class I ADH locus distinguishes southwest Asian populations including Ashkenazi Jews. *Genes (Basel)*. 7;9(9). (2018).
- Nagaraj K, Lapkina-Gendler L, Sarfstein R, **Gurwitz D**, Pasmanik-Chor M, Laron Z, Yakar S, Werner H. Identification of thioredoxin-interacting protein (TXNIP) as a downstream target for IGF1 action. *Proc Natl Acad Sci U S A*. 115(5):1045-1050 (2018).
- Stacey D, Schubert KO, Clark SR, Amare AT, Milanese E, Maj C, Leckband SG, Shekhtman T, Kelsoe JR, **Gurwitz D**, Baune BT. A gene co-expression module implicating the mitochondrial electron transport chain is associated with long-term response to lithium treatment in bipolar affective disorder. *Transl Psychiatry*. 8(1):183 (2018).
- Hadar A, Milanese E, Walczak M, Puzianowska-Kuźnicka M, Kuźnicki J, Squassina A, Niola P, Chillotti C, Attems J, Gozes I, **Gurwitz D**. SIRT1, miR-132 and miR-212 link human longevity to Alzheimer's Disease. *Sci Rep*. 8(1):846 (2018).
- Just KS, Turner RM, Dolžan V, Cecchin E, Swen JJ, **Gurwitz D**, Stingl JC. Educating the next generation of pharmacogenomics experts: Global educational needs and concepts. *Clin Pharmacol Ther*. 2019; 106:313-316.
- Karas Kuželički N, Prodan Žitnik I, **Gurwitz D**, Llerena A, Cascorbi I, Siest S, Simmaco M, Ansari M, Pazzagli M, Di Resta C, Brandslund I, Schwab M, Vermeersch P, Lunshof JE, Dedoussis G, Flordellis CS, Fuhr U, Stingl JC, van Schaik RH, Manolopoulos VG, Marc J; Pharmacogenomics Education Working Group (PGxEWG); European Society of Pharmacogenomics and Personalized Therapy (ESPT). Pharmacogenomics education in medical and pharmacy schools: conclusions of a global survey. *Pharmacogenomics*. 2019;20:643-657.
- Voinsky I, McCarthy MJ, Shekhtman T, Kelsoe JR, **Gurwitz D**. SCN11A mRNA levels in female bipolar disorder PBMCs as tentative biomarker for distinct patient sub-phenotypes. *Drug Dev Res*. 2019; 80:1128-1135.
- Voinsky I, Bennuri SC, Svigals J, Frye RE, Rose S, **Gurwitz D**. Peripheral Blood Mononuclear Cell Oxytocin and Vasopressin Receptor Expression Positively Correlates with Social and Behavioral

Function in Children with Autism. *Sci Rep.* 2019; 17;9:13443.

Ivashko-Pachima Y, Hadar A, Grigg I, Korenková V, Kapitansky O, Karmon G, Gershovits M, Sayas CL, Kooy RF, Attems J, **Gurwitz D**, Gozes I. Discovery of autism/intellectual disability somatic mutations in Alzheimer's brains: mutated ADNP cytoskeletal impairments and repair as a case study. *Mol Psychiatry.* 2019. doi: 10.1038/s41380-019-0563-5.

### Reviews

**Gurwitz D.** Genetic privacy: trust is not enough. *Science.* 347:957-8 (2015).

**Gurwitz D.** Exosomal microRNAs in tissue crosstalk. *Drug Dev Res.* 76:259-62 (2015).

**Gurwitz D.** Human iPSC-derived neurons and lymphoblastoid cells for personalized medicine research in neuropsychiatric disorders. *Dialogues Clin Neurosci.* 18:267-276 (2016)

**Gurwitz D.** Peptide mimetics: Fast-forward look. *Drug Dev Res.* 78:231-235 (2017).

**Gurwitz D.** Peer review: Award bonus points to motivate reviewers. *Nature.* 542:414 (2017).

**Gurwitz D.** Genomics and the future of psychopharmacology: MicroRNAs offer novel therapeutics. *Dialogues Clin Neurosci.* 2019;21:131-148.



## Prof. Carmit Levy, Ph.D.

Department of Human Molecular Genetics and  
Biochemistry  
Sackler School of Medicine



Email: @post.tau.ac.il  
Alternate email: @gmail.com  
URL: <http://www.carmitlevylab.com/>

# microRNA and DICER in Differentiation and Malignant Transformation of Melanocytes

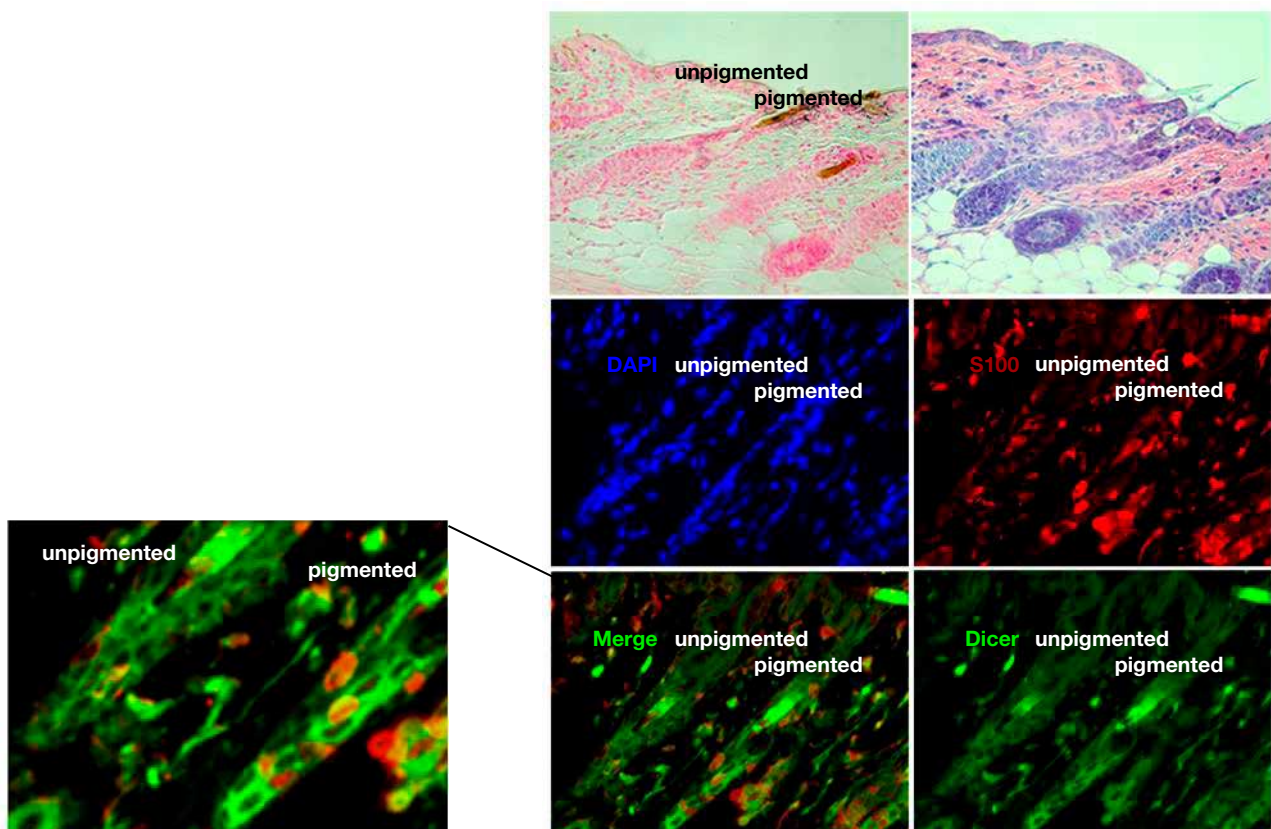
## Position

Associate Professor, Sackler Faculty of Medicine

## Research

Our scientific interests involve the role of microRNAs in development, differentiation and malignant transformation. Focusing our studies on melanocytes

will provide the foundation for developing novel approaches in the prevention, diagnosis, and treatment of skin cancer in general and melanoma in particular. In addition, we are intrigued by the possibility of using these systems as a model for exploring basic microRNA biogenesis beyond the cell specific context.



Skin section, subject to H&E (left) and Fontana-Masson staining of melanin (right), shows pigmented and unpigmented regions of (floxed/floxed); Dct(Cre/Cre); Dct-lacZ; K14-scf mouse skin. Immunofluorescent staining of the skin section indicates expression of DICER (green) and S100 (red) (400x magnification). S100-stained epidermal and hair follicle melanocytes appear red; DAPI-stained nuclei appear blue. Merged image shows co-localization of DICER and S100 in the pigmented area of the skin (merge) compared to unpigmented region. Arrows in enlarged merge picture indicate the S100 and DICER co-localization.

## Publications

Golan T, **Levy C**. Negative regulatory loop between microphthalmia-associated transcription factor (MITF) and notch signaling. *Int J Mol Sci*. 2019;20(3).

Raz Y, Cohen N, Shani O, Bell RE, Novitskiy SV, Abramovitz L, **Levy C**, Milyavsky M, Leider-Trejo L, Moses HL, Grisaru D, Erez N. Bone marrow-derived fibroblasts are a functionally distinct stromal cell population in breast cancer. *J Exp Med*. 2018;215:3075-3093.

Brenner R, Kivity S, Peker M, Reinhorn D, Keinan-Boker L, Silverman B, Liphshitz I, Kolitz T, **Levy C**, Shlomi D, Pillar G, Peled N. Increased risk for cancer in young patients with severe obstructive sleep apnea. *Respiration*. 2019;97:15-23.

Malcov-Brog H, Alpert A, Golan T, Parikh S, Nordlinger A, Netti F, Sheinboim D, Dror I, Thomas L, Cosson C, Gonen P, Stanevsky Y, Brenner R, Perluk T, Frand J, Elgavish S, Nevo Y, Rahat D, Tabach Y, Khaled M, Shen-Orr SS, **Levy C**. UV-Protection timer controls linkage between stress and pigmentation skin protection systems. *Mol Cell*. 2018;72:444-456.e7.

Cohen-Tayar Y, Cohen H, Mitiagin Y, Abravanel Z, **Levy C**, Idelson M, Reubinoff B, Itzkovitz S, Raviv S, Kaestner KH, Blinder P, Elkouf R, Ashery-Padan R. Pax6 regulation of Sox9 in the mouse retinal pigmented epithelium controls its timely differentiation and choroid vasculature development. *Development*. 2018;145(15).

Nordlinger A, Dror S, Elkahloun A, Del Rio J, Stubbs E, Golan T, Malcov H, Prickett TD, Cronin JC, Parikh S, Labes S, Thomas L, Yankovitz G, Tabach Y, **Levy C**, Samuels Y, Khaled M. Mutated MITF-E87R in melanoma enhances tumor progression via S100A4. *J Invest Dermatol*. 2018;138:2216-2223.

Amar D, Vizel A, **Levy C**, Shamir R. ADEPTUS: a discovery tool for disease prediction, enrichment and network analysis based on profiles from many diseases. *Bioinformatics*. 2018;34:1959-1961.

Brenner, R., **Levy, C.** and Kivity, S. (2017) Familial Mediterranean fever and incidence of cancer: An analysis of 8534 patients with 258,803 person-years. *Arthritis & Rheumatology*.

Sheinboim, S., Maza, I., Dror, I., Parikh, S., Krupalnik, V., Bell, R.E., Zviran, A., Hakim, O., Mandel Gutfreund, Y., Khaled, M., Hanna, J.H. and **Levy C**. (2017) Oct4 impedes cell fate redirection by the melanocyte lineage master regulator Mitf in mouse ESCs. *Nature Communications*. In press.

Dror S, Sander L, Schwartz H, Sheinboim D, Barzilay A, Dishon Y, Apcher S, Golan T, Greenberger S, Barshack I, Malcov H, Zilberberg A, Levin L, Nessling M, Friedmann Y, Igras V, Barzilay O, Vaknine H, Brenner R, Zinger A, Schroeder A, Gonen P, Khaled M, Erez N, Hoheisel JD, **Levy C**. Melanoma miRNA trafficking controls tumour primary niche formation. *Nat Cell Biol*. 2016`

Levin L, Srour S, Gartner J, Kapitansky O, Qutob N, Dror S, Golan T, Dayan R, Brenner R, Ziv T, Khaled M, Schueler-Furman O, Samuels Y, **Levy C**. Parkinsonian mutations link melanoma and Parkinson's Disease. *J Genet Genomics*. 2016;43:369-79.

Bell RE\*, Golan T\*, Salamon A, Liron T, Sheinboim D, Gelfman S, Gabet Y, Shamir R, **Levy C**. Enhancer methylation dynamics contribute to cancer plasticity and patient mortality. *Genome Res*, 26:601-11. 2016.

Golan T, Messer AR, Amitai-Lange, A, Melamed Z, Ohana R, Bell RE, Kapitansky O, Lerman G, Greenberger S, Khaled M, Amar N, Albregues J, Gaggioli C, Gonen P, Tabach Y, Sprinzak D, Shalom-Feuerstein R & **Levy C**. Interactions of melanoma cells with distal keratinocytes trigger metastasis via notch signaling inhibition of MITF. *Mol Cell* 59, 664-676. 2015.

## Reviews

**Levy, C.** and Khaled M. (2015). Ecad vitiliGONE. *Pigment Cell Melanoma Res* doi: 10.1111/pcmr.12377.

**Levy C**, Golan T, Fisher DE. miRNA-211 stops the clock. *Noncoding RNA Investig*. 2018;2. pii: 25.

## Grants

2016-2019 Melanoma Research Alliance (MRA)

2016-2021 European Research Council (ERC)





Prof. Zvi (Gregory) Livshits, Ph.D.

Department of Anatomy and Anthropology  
Sackler Faculty of Medicine



TEL AVIV UNIVERSITY

Email: gregl@post.tau.ac.il  
URL: <http://www.tau.ac.il/medicine/anatomy/anatomy.html>



## Genetic and Metabolic Research of Age-Dependent Chronic Degenerative Disease

### Positions

Professor Emeritus, Sackler Faculty of Medicine

Pollak Chair of Biological Anthropology

Honorary Research Fellow, King's College Medical School, London, UK

### Research

Our research is focused on age-related chronic degenerative disease, such as osteoporosis, osteoarthritis, including disc degeneration disease and muscle mass loss – sarcopenia. The prevalence of sarcopenia is as high as 30% for those above 60 years old. In the elderly, the loss of muscle mass is correlated with profound physical impairment and disability with severe clinical consequences, including mobility loss, osteoporosis, osteoarthritis, increased fracture risk, dyslipidemia, insulin resistance, and increased mortality. However, it is also often developed at a much younger age. Despite the above clinical significance and despite the fact that a strong familial component in muscular mass variation is well established, there is almost a total lack of molecular genetic studies of this trait. This is in a great contradiction to studies concerning the other two body composition components: bone and fat mass, for each of which many dozens of studies have been published during the past two decades. It is therefore timely and imperative to invest extensive scientific research in the genetic and metabolic mechanisms

of early and rapid muscle mass loss. The other important subject of our current research is low back pain, representing most common musculoskeletal disorder in general human population. However, it is still unclear which individuals develop it. We examine the contribution of genetic factors, lumbar disc degeneration and other potential risk factors in a general human population.

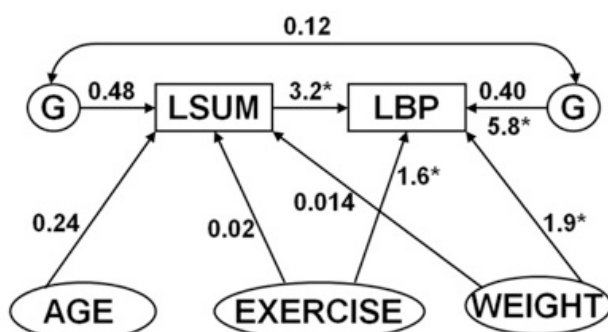
### Publications

Alina German, **Gregory Livshits**, Inga Peter, Ida Malkin, Jonathan Dubnov, Hannah Akons, Michael Shmoish, Ze'ev Hochberg. Environmental rather than genetic factors determine the variation in age of the infancy to childhood transition (ICT): a twins study. *J Pediatr* 2015; 166:731-5.

Prakash J, Pichchadze G, Trofimov S, **Livshits G**. Age and genetic determinants of variation of circulating levels of the receptor for advanced glycation end products (RAGE) in the general human population. *Mech Aging Devel* 2015; 145:18-25.

Korostishevsky M, Williams FMK, Malkin I, Spector T, Macgregor AJ, **Livshits G**. Genetics and metabolomics of muscular mass. *Eur J Hum Genet* 2015.

Momi SK, Fabiane SM, Lachance G, **Livshits G**, Williams FM. Neuropathic pain as part of chronic widespread pain: environmental and genetic influences. *Pain*, 2015; 156:2100-6.



**Path diagram of the main risk factors for low back pain (LBP) in middle-age women.** The figure shows contribution of various factors to LBP, including genetic effects (G) and lumbar disc degeneration (LSUM). The results presented as variance components (portions) and odds ratios (marked by \*). According to Livshits et al 2011, *Ann Rheumat Dis*.

**Livshits G**, Macgregor AJ, Gieger C, Malkin I, Moayyeri A, Grallert H, Emeny RT, Spector TD, Kastenmüller G, Williams FMK. An omics investigation of chronic widespread musculoskeletal pain reveals potential biomarker. *Pain*, 2015; 156:1845-51.

**Livshits G**, Gao F, Malkin I, Needhamsen M, Xia Y, Yuan W, Bell CG, Ward K, Liu Y, Wang J, Bell JT, Spector TD. Contribution of heritability and epigenetic factors to skeletal muscle mass variation in United Kingdom twins. *J Clin Endocrinol Metab*. 2016; 101:2450-9.

Prakash J, Williams FM, Trofimov S, Surdulescu G, Spector T, **Livshits G**. Quantitative genetics of circulating Dickkopf-related protein 1 (DKK1) in community-based sample of UK twins. *Osteoporos Int*. 2016; 27:2065-75.

Burri A, Ogata S, **Livshits G**, Williams F. the association between chronic widespread musculoskeletal pain, depression and fatigue is genetically mediated. *PLoS One*. 2015; 10:e0140289.

Momi SK, Fabiane SM, Lachance G, **Livshits G**, Williams FM. Neuropathic pain as part of chronic widespread pain: environmental and genetic influences. *Pain*. 2015; 156:2100-6.

Burri A, Marinova Z, Robinson M, Kuehnel B, Waldenberger M, Wahl S, Kunze S, Geiger C, **Livshits G**, Williams F. Are epigenetic factors implicated in chronic widespread pain? *PLoS One*, 2016; 11:e0165548.

Ghosh S, Dosaev T, Malkin I, **Livshits G**. Comparative quantitative genetic analysis of the relationship between the body composition, somatotypes and arterial blood pressure in two ethnically different human populations. *Am J Phys Anthropol*, 2017; 162:701-714.

**Livshits G**, Malkin I, Freidin M, MacGregor A, Bell JT, Williams F. A genome-wide methylation analysis of a large population sample suggests neurological pathways involvement in chronic widespread pain. *Pain*, 2017; 158:1053-1062.

Prakash J, Gabdulina G, Trofimov S, **Livshits G**. Quantitative genetics of circulating hyaluronic acid (HA) and its correlation with age, body composition and hand osteoarthritis in community based sample. *Ann Hum Biol* 2017.

Zillikens MC, Demissie S, Yerges L, Hsu Y-H, Stolk L, Ward L, **Livshits G**, Chou, Ward LD, Broer L, Johnson T, Koller DL et al. Kiel D. A large meta-analysis of genome wide association studies identifies five significant loci for lean body mass. *Nat Comm* 2017; 8:80.

**Livshits G**, Ni Lochlainn M, Malkin I, Bowyer R, Verdi S, Staves C, Williams F. Shared genetic influence on frailty and chronic widespread pain: a study from TwinsUK. *Age Ageing* 2018;47:119-125.

Amusa G, Feehley T, Bitok JK, **Livshits G**, Gertsik N. Traditional approaches for company valuation are flawed for valuing in vivo gene therapy companies. *Hum Gene Ther Clin Dev*. 2018;29:179-187.

Cherny SS, Freidin MB, Williams FMK, **Livshits G**. The analysis of causal relationships between blood lipid levels and BMD. *PLoS One*. 2019;14:e0212464.

Tarabeih N, Shalata A, Trofimov S, Kalinkovich A, **Livshits G**. Growth and differentiation factor 15 is a biomarker for low back pain-associated disability. *Cytokine*. 2019;117:8-14.

Karasik D, Zillikens MC, Hsu YH, Aghdassi A, Akesson K, Amin N, Barroso I, Bennett DA, Bertram L, Bochud M, Borecki IB, ..., **Livshits G**, ..., Ohlsson C. Disentangling the genetics of lean mass. *Am J Clin Nutr*. 2019;109:276-287.

## Reviews

Kalinkovich A and **Livshits G**. Sarcopenia – the search for emerging biomarkers. *Aging Research Reviews*, 2015, 22:58-71.

Sapir-Koren R, **Livshits G**. Rheumatoid arthritis onset in postmenopausal women: Does the ACPA seropositive subset result from genetic effects, estrogen deficiency, skewed profile of CD4(+) T-cells, and their interactions? *Mol Cell Endocrinol*. 2016; 431:145-63.

Kalinkovich A, **Livshits G**. Sarcopenic obesity or obese sarcopenia: A cross talk between age-associated adipose tissue and skeletal muscle inflammation is a main mechanism of the pathogenesis. *Age Res Rev*, 2016; 35:200-221.

Sapir-Koren R, **Livshits G**. Postmenopausal osteoporosis in rheumatoid arthritis: the estrogen deficiency-immune mechanisms link. *Bone*, 2017; 103: 102–115.

Gabdulina G, Kasher M, Beissebayeva A, Mussabaeva D, Tokarev A, Mominova G, Essirkepova G, Amanzholova A, Zaurbekova K, Saparbaeva M, Bizhanova M, Kulshymanova M, **Livshits G**. An epidemiological analysis of osteoporotic characteristics in patients affected with rheumatoid arthritis in Kazakhstan. *Arch Osteoporos*. 2018;13:99.

Amusa G, Feehley T, Bitok JK, **Livshits G**, Gertsik N. Traditional approaches for company valuation are

flawed for valuing in vivo gene therapy companies. *Hum Gene Ther Clin Dev*. 2018;29:179-187.

**Livshits G**, Malkin I, Bowyer RCE, Verdi S, Bell JT, Menni C, Williams FMK, Steves CJ. Multi-OMICS analyses of frailty and chronic widespread musculoskeletal pain suggest involvement of shared neurological pathways. *Pain*. 2018;159:2565-2572.

**Livshits G**, Alonso-Curbelo D, Morris JP 4th, Koche R, Saborowski M, Wilkinson JE, Lowe SW. Arid1a restrains Kras-dependent changes in acinar cell identity. *Elife*. 2018;7.

Munir S, Freidin MB, Rade M, Määttä J, **Livshits G**, Williams FMK. Endplate defect is heritable, associated with low back pain and triggers intervertebral disc degeneration: a longitudinal study from TwinsUK. *Spine*. 2018;43:1496-1501.

Bachar A, **Livshits G**, Birk R. Predictors of weight reduction and maintenance in a large cohort of overweight and obese adults in a community setting. *Nutr Diet*. 2018;75:390-396.

Freidin MB, Wells HRR, Potter T, **Livshits G**, Menni C, Williams FMK. Metabolomic markers of fatigue: Association between circulating metabolome and

fatigue in women with chronic widespread pain. *Biochim Biophys Acta Mol Basis Dis*. 2018;1864:601-606.

**Livshits G**, Kalinkovich A. Hierarchical, imbalanced pro-inflammatory cytokine networks govern the pathogenesis of chronic arthropathies. *Osteoarthritis Cartilage*. 2018;26:7-17.

**Livshits G**, Ni Lochlainn M, Malkin I, Bowyer R, Verdi S, Steves CJ, Williams FMK. Shared genetic influence on frailty and chronic widespread pain: a study from TwinsUK. *Age Ageing*. 2018;47:119-125.

Cherny SS, Freidin MB, Williams FMK, **Livshits G**. The analysis of causal relationships between blood lipid levels and BMD. *PLoS One*. 2019;14:e0212464.

Tarabeih N, Shalata A, Trofimov S, Kalinkovich A, **Livshits G**. Growth and differentiation factor 15 is a biomarker for low back pain-associated disability. *Cytokine*. 2019;117:8-14.

Karasik D, Zillikens MC, Hsu YH, Aghdassi A, Akesson K, Amin N, Barroso I, Bennett DA, Bertram L, Bochud M, Borecki IB,....., **Livshits G**,.....Ohlsson C. Disentangling the genetics of lean mass. *Am J Clin Nutr*. 2019;109:276-287.



## Prof. Noam Shomron, Ph.D.

Department of Cell and Developmental  
Biology  
Sackler Faculty of Medicine



Email: [nshomron@post.tau.ac.il](mailto:nshomron@post.tau.ac.il)  
URL: <http://www.tau.ac.il/~n-shomron>



# Genomics and Gene Regulation by Small RNAs

## Positions

Associate Professor, Sackler Faculty of Medicine,  
Sackler Faculty of Medicine

Academic Director, ScienceAbroad

Editor-in-Chief, *Genetics Research*

## Research

Our laboratory focuses on the analysis of regulation of gene expression aimed at understanding human disease. Combining high-throughput methods and bioinformatics, one aspect of our team's research explores microRNA regulation in order to reach a global, systems perspective of the mechanistic roles microRNAs play during disease development. Among our projects:

- Identification of a microRNA molecule that controls several oncogenes. Their discovery is paving the way for a potentially revolutionary drug for cancer treatment.
- Revealing the influence of microRNAs on pharmacogenomics and personalized medicine, thus leading to tailored drugs for cancer treatment.
- Exposing pathogens in human tissues based on deep sequencing of small RNA molecules followed by subtraction and assembly of the various genomes.

## Publications

Rabinowitz T, Polsky A, Golan D, Danilevsky A, Shapira G, Raff C, Basel-Salmon L, Matar RT, **Shomron N**. Bayesian-based noninvasive prenatal diagnosis of single-gene disorders. *Genome Res*. 2019, doi: 10.1101/gr.235796.118.

Malki L, Sarig O, Romano MT, Méchin MC, Peled A, Pavlovsky M, Warshauer E, Samuelov L, Uwakwe L, Briskin V, Mohamad J, Gat A, Isakov O, Rabinowitz T, **Shomron N**, Adir N, Simon M, McMichael A, Dlova NC, Betz RC, Sprecher E. Variant PADI3 in central

centrifugal cicatricial alopecia. *N Engl J Med*. 2019, doi: 10.1056/NEJMoa1816614

Modai S, Farberov L, Herzog E, Isakov O, Hizi A, **Shomron N**. HIV-1 infection increases microRNAs that inhibit Dicer1, HRB and HIV-EP2, thereby reducing viral replication. *PLoS One*. 2019;14:e0211111.

Barbezange C, Jones L, Blanc H, Isakov O, Celniker G, Enouf V, **Shomron N**, Vignuzzi M, van der Werf S. Seasonal genetic drift of human influenza A virus quasispecies revealed by deep sequencing. *Front Microbiol*. 2018;9:2596.

Pillar N, Polsky AL, Weissglas-Volkov D, **Shomron N**. Comparison of breast cancer metastasis models reveals a possible mechanism of tumor aggressiveness. *Cell Death Dis*. 2018;9:1040.

Shohet A, Cohen L, Haguel D, Mozer Y, **Shomron N**, Tzur S, Bazak L, Basel Salmon L, Krause I. Variant in SCYL1 gene causes aberrant splicing in a family with cerebellar ataxia, recurrent episodes of liver failure, and growth retardation. *Eur J Hum Genet*. 2019;27:263-268.

Guemez-Gamboa A, Çağlayan AO, Stanley V, Gregor A, Zaki MS, Saleem SN, Musaev D, McEvoy-Venneri J, Belandres D, Akizu N, Silhavy JL, Schroth J, Rosti RO, Copeland B, Lewis SM, Fang R, Issa MY, Per H, Gumus H, Bayram AK, Kumandas S, Akgumus GT, Erson-Omay EZ, Yasuno K, Bilguvar K, Heimer G, Pillar N, **Shomron N**, Weissglas-Volkov D, Porat Y, Einhorn Y, Gabriel S, Ben-Zeev B, Gunel M, Gleeson JG. Loss of protocadherin-12 leads to Diencephalic-Mesencephalic Junction Dysplasia Syndrome. *Ann Neurol*. 2018;84:638-647.

Hollestein L, Leonardi-Bee J, Lo S, Rosset S, **Shomron N**. The ABC of reporting statistical analyses in the BJD: Always Be Clear. *Br J Dermatol*. 2018;179:3-5.

Yahalom V, Pillar N, Zhao Y, Modan S, Fang M, Yosephi L, Asher O, Shinar E, Celniker G, Resnik-Wolf H, Brantz Y, Hauschner H, Rosenberg N, Cheng



- L, **Shomron N\***, Pras E\*. SMYD1 is the underlying gene for the AnWj-negative blood group phenotype. *Eur J Haematol*. 2018.
- Basel-Vanagaite L, Pillar N, Isakov O, Smirin-Yosef P, Lagovsky I, Orenstein N, Salmon-Divon M, Tamary H, Zaft T, Bazak L, Meyerovitch J, Pelli T, Botchan S, Farberov L, Weissglas-Volkov D, **Shomron N**. Corrigendum to "X-linked elliptocytosis with impaired growth is related to mutated AMMECR1" *Gene*. 2018;644:155
- Yoffe L, Gilam A, Yaron O, Polsky A, Farberov L, Syngelaki A, Nicolaidis K, Hod M, **Shomron N**. Early Detection of Preeclampsia Using Circulating Small non-coding RNA. *Sci Rep*. 2018;8(1):3401.
- Vodo D, Sarig O, Jeddah D, Malchin N, Eskin-Schwartz M, Mohamad J, Rabinowitz T, Goldberg I, **Shomron N**, Khamaysi Z, Bergman R, Sprecher E. Punctate palmoplantar keratoderma: an unusual mutation causing an unusual phenotype. *Br J Dermatol*. 2018;178(6):1455-1457.
- Mohamad J, Sarig O, Godsel LM, Peled A, Malchin N, Bochner R, Vodo D, Rabinowitz T, Pavlovsky M, Taiber S, Fried M, Eskin-Schwartz M, Assi S, **Shomron N**, Uitto J, Koetsier JL, Bergman R, Green KJ, Sprecher E. Filaggrin 2 deficiency results in abnormal cell-cell adhesion in the cornified cell layers and causes peeling skin syndrome type A. *J Invest Dermatol*. 2018;138:1736-1743
- Amarilyo G, Pillar N, Ben-Zvi I, Weissglas-Volkov D, Zalcman J, Harel L, Livneh A, **Shomron N**. Analysis of microRNAs in familial Mediterranean fever. *PLoS One*. 2018;13(5):e0197829.
- Goldberg L, Tirosh-Wagner T, Vardi A, Abbas H, Pillar N, **Shomron N**, Nevo-Caspi Y, Paret G. Circulating MicroRNAs: a Potential Biomarker for Cardiac Damage, Inflammatory Response, and Left Ventricular Function Recovery in Pediatric Viral Myocarditis. *J Cardiovasc Transl Res*. 2018.
- Pillar N, Bairey O, Goldschmidt N, Fellig Y, Rosenblat Y, Shehtman I, Haguel D, Raanani P, **Shomron N**, Siegal T. MicroRNAs as predictors for CNS relapse of systemic diffuse large B-cell lymphoma. *Oncotarget*. 2017;8(49):86020-86030.
- Oved K, Farberov L, Gilam A, Israel I, Haguel D, Gurwitz D, **Shomron N**. MicroRNA-Mediated Regulation of ITGB3 and CHL1 Is Implicated in SSRI Action. *Front Mol Neurosci*. 2017;10:355.
- Lotan A, Lifschytz T, Wolf G, Keller S, Ben-Ari H, Tatarsky P, Pillar N, Oved K, Sharabany J, Merzel TK, Matsumoto T, Yamawaki Y, Mernick B, Avidan E, Yamawaki S, Weller A, **Shomron N**, Lerer B. Differential effects of chronic stress in young-adult and old female mice: cognitive-behavioral manifestations and neurobiological correlates. *Mol Psychiatry*. 2017.
- Bhome R, Goh RW, Bullock MD, Pillar N, Thirdborough SM, Mellone M, Mirnezami R, Galea D, Veselkov K, Gu Q, Underwood TJ, Primrose JN, De Wever O, **Shomron N**, Sayan AE, Mirnezami AH. Exosomal microRNAs derived from colorectal cancer-associated fibroblasts: role in driving cancer progression. *Aging (Albany NY)*. 2017;9(12):2666-2694.
- Pillar N, Pleniceanu O, Fang M, Ziv L, Lahav E, Botchan S, Cheng L, Dekel B, **Shomron N**. A rare variant in the FHL1 gene associated with X-linked recessive hypoparathyroidism. *Hum Genet*. 2017;136(7):835-845.
- Eskin-Schwartz M, Drozhdina M, Sarig O, Gat A, Jackman T, Isakov O, **Shomron N**, Samuelov L, Malchin N, Peled A, Vodo D, Hovnanian A, Ruzicka T, Koshkin S, Harmon RM, Koetsier JL, Green KJ, Paller AS, Sprecher E. Epidermolytic Ichthyosis Sine Epidermolysis. *Am J Dermatopathol*. 2017;39(6):440-444.
- Einhorn Y, Weissglas-Volkov D, Carmi S, Ostrer H, Friedman E, **Shomron N**. Differential analysis of mutations in the Jewish population and their implications for diseases. *Genet Res (Camb)*. 2017 May 15;99:e3.
- Gilam A, Shai A, Ashkenazi I, Sarid LA, Drobot A, Bickel A, **Shomron N**. MicroRNA regulation of progesterone receptor in breast cancer. *Oncotarget*. 2017;8(16):25963-25976.
- Basel-Vanagaite L, Pillar N, Isakov O, Smirin-Yosef P, Lagovsky I, Orenstein N, Salmon-Divon M, Tamary H, Zaft T, Bazak L, Meyerovitch J, Pelli T, Botchan S, Farberov L, Weissglas-Volkov D, **Shomron N**. X-linked elliptocytosis with impaired growth is related to mutated AMMECR1. *Gene*. 2017;606:47-52.
- Bochner R, Samuelov L, Sarig O, Li Q, Adase CA, Isakov O, Malchin N, Vodo D, Shayevitch R, Peled A, Yu BD, Fainberg G, Warshauer E, Adir N, Erez N, Gat A, Gottlieb Y, Rogers T, Pavlovsky M, Goldberg I, **Shomron N**, Sandilands A, Campbell LE, MacCallum S, McLean WH, Ast G, Gallo RL, Uitto J, Sprecher E. Calpain 12 Function Revealed through the Study of an Atypical Case of Autosomal Recessive Congenital Ichthyosis. *J Invest Dermatol*. 2017;137(2):385-393.
- Gilam A, Conde J, Weissglas-Volkov, Oliva N, Friedman E, Artzi N, **Shomron N**. Local microRNA delivery targets Palladin and prevents metastatic breast cancer. *Nat Commun*. 2016;7:12868.

- Hadar A, Milanese E, Squassina A, Niola P, Chillotti C, Pasmanik-Chor M, Yaron O, Martásek P, Rehavi M, Weissglas-Volkov D, **Shomron N**, Gozes I, Gurwitz D. RGS2 expression predicts amyloid- $\beta$  sensitivity, MCI and Alzheimer's disease: genome-wide transcriptomic profiling and bioinformatics data mining. *Transl Psychiatry*. 2017;7(2):e1035.
- Rzeczniczek S, Obuchowicz M, Datka W, Siwek M, Dudek D, Kmiolek K, Oved K, **Shomron N**, Gurwitz D, Pilc A. Decreased sensitivity to paroxetine-induced inhibition of peripheral blood mononuclear cell growth in depressed and antidepressant treatment-resistant patients. *Transl Psychiatry*. 2016;31;6(5):e827.
- Peled A, Sarig O, Samuelov L, Bertolini M, Ziv L, Weissglas-Volkov D, Eskin-Schwartz M, Adase CA, Malchin N, Bochner R, Fainberg G, Goldberg I, Sugawara K, Baniel A, Tsuruta D, Luxenburg C, Adir N, Duverger O, Morasso M, Shalev S, Gallo RL, **Shomron N**, Paus R, Sprecher E. Mutations in TSPEAR, Encoding a Regulator of Notch Signaling, Affect Tooth and Hair Follicle Morphogenesis. *PLoS Genet*. 2016;12(10):e1006369.
- Ben-Shachar S, Yanai H, Sherman Horev H, Elad H, Baram L, Isakov O, Tulchinsky H, Pasmanik-Chor M, **Shomron N**, Dotan I. MicroRNAs Expression in the Ileal Pouch of Patients with Ulcerative Colitis Is Robustly Up-Regulated and Correlates with Disease Phenotypes. *PLoS One*. 2016;11(8):e0159956.
- Knirsh R, Ben-Dror I, Modai S, **Shomron N**, Vardimon L. MicroRNA 10b promotes abnormal expression of the proto-oncogene c-Jun in metastatic breast cancer cells. *Oncotarget*. 2016;7(37):59932-59944.
- Hilly O, Pillar N, Stern S, Strenov Y, Bachar G, **Shomron N**, Shpitzer T. Distinctive pattern of let-7 family microRNAs in aggressive carcinoma of the oral tongue in young patients. *Oncol Lett*. 2016;12(3):1729-1736.
- Conde J, **Shomron N**, Artzi N. Biomaterials for Abrogating Metastasis: Bridging the Gap between Basic and Translational Research. *Adv Healthc Mater*. 2016;5(18):2312-9.
- Hillman Y, Mazkereth N, Farberov L, **Shomron N**, Fishelson Z. Regulation of complement-dependent cytotoxicity by microRNAs miR-200b, miR-200c, and miR-217. *J Immunol*. 2016;196(12):5156-65.
- Lin T, Simchovitz A, Shenhar-Tsarfaty S, Vaisvaser S, Admon R, Hanin G, Hanan M, Kliper E, Bar-Haim Y, **Shomron N**, Fernandez G, Lubin G, Fruchter E, Hendler T, Soreq H. Intensified vmPFC surveillance over PTSS under perturbed microRNA-608/ACH3 interaction. *Transl Psychiatry*. 2016;3;6:e801.
- Eskin-Schwartz M, Metzger Y, Peled A, Weissglas-Volkov D, Malchin N, Gat A, Vodo D, Mevorah B, **Shomron N**, Sprecher E, Sarig O. Somatic mosaicism for a "lethal" GJB2 mutation results in a patterned form of spiny hyperkeratosis without eccrine involvement. *Pediatr Dermatol*. 2016;33(3):322-6.
- Ivancic-Jelecki J, Forcic D, Jagusic M, Kosutic-Gulija T, Mazuran R, Lang Balija M, Isakov O, **Shomron N**. Influence of population diversity on neurovirulence potential of plaque purified L-Zagreb variants. *Vaccine*. 2016; 34(20):2383-9.
- Abramowitz Y, Roth A, Keren G, Isakov O, **Shomron N**, Laitman Y, Weissglas-Volkov D, Arbel Y, Banai S, Finkelstein A, Friedman E. Whole-exome sequencing in individuals with multiple cardiovascular risk factors and normal coronary arteries. *Coron Artery Dis*. 2016;27(4):257-66.
- Menachem A, Makovski V, Bodner O, Pasmanik-Chor M, Stein R, **Shomron N**, Kloog Y. Intercellular transfer of small RNAs from astrocytes to lung tumor cells induces resistance to chemotherapy. *Oncotarget*. 2016;7(11):12489-504.
- Inberg S, Jacob E, Elkobi A, Edry E, Rappaport A, Simpson TI, Armstrong JD, **Shomron N**, Pasmanik-Chor M, Rosenblum K. Fluid consumption and taste novelty determines transcription temporal dynamics in the gustatory cortex. *Mol Brain*. 2016;9:13.
- Tiram G, Segal E, Krivitsky A, Shreberk-Hassidim R, Ferber S, Ofek P, Udagawa T, Edry L, **Shomron N**, Roniger M, Kerem B, Shaked Y, Aviel-Ronen S, Barshack I, Calderón M, Haag R, **Satchi-Fainaro R**. Identification of dormancy-associated microRNAs for the design of osteosarcoma-targeted dendritic polyglycerol nanopolyplexes. *ACS Nano*. 2016;10(2):2028-45.
- Stapleford KA, Moratorio G, Henningsson R, Chen R, Matheus S, Enfissi A, Weissglas-Volkov D, Isakov O, Blanc H, Mounce BC, Dupont-Rouzeyrol M, **Shomron N**, Weaver S, Fontes M, Rousset D, Vignuzzi M. Whole-genome sequencing analysis from the chikungunya virus caribbean outbreak reveals novel evolutionary genomic elements. *PLoS Negl Trop Dis*. 2016;10(1):e0004402.
- Vaisvaser S, Modai S, Farberov L, Lin T, Sharon H, Gilam A, Volk N, Admon R, Edry L, Fruchter E, Wald I, Bar-Haim Y, Tarrasch R, Chen A, **Shomron N**, Hendler T. Neuro-Epigenetic Indications of Acute Stress Response in Humans: The case of microRNA-29c. *PLoS One*. 2016;11(1):e0146236.
- Pillar N, Isakov O, Weissglas-Volkov D, Botchan S, Friedman E, Arber N, **Shomron N**. Actionable

clinical decisions based on comprehensive genomic evaluation in asymptomatic adults. *Mol Genet Genomic Med.* 2015;3:433-9.

Pras E, Kristal D, Shoshany N, Volodarsky D, Vulih I, Celniker G, Isakov O, **Shomron N**, Pras E. Rare genetic variants in Tunisian Jewish patients suffering from age-related macular degeneration. *J Med Genet.* 2015;52:484-92.

Bordería AV, Isakov O, Moratorio G, Henningsson R, Agüera-González S, Organtini L, Gnädig NF, Blanc H, Alcover A, Hafenstein S, Fontes M, **Shomron N**, Vignuzzi M. Group selection and contribution of minority variants during virus adaptation determines virus fitness and phenotype. *PLoS Pathog.* 2015;11:e1004838.

Warshauer E, Samuelov L, Sarig O, Vodo D, Bindereif A, Kanaan M, Gat U, Fuchs-Telem D, **Shomron N**, Farberov L, Pasmanik-Chor M, Nardini G, Winkler E, Meilik B, Petit I, Aberdam D, Paus R, Sprecher E, Nussbeck J. RBM28, a protein deficient in ANE syndrome, regulates hair follicle growth via miR-203 and p63. *Exp Dermatol.* 2015;24:618-22.

Haer-Wigman L, Newman H, Leibu R, Bax NM, Baris HN, Rizel L, Banin E, Massarweh A, Roosing S, Lefeber DJ, Zonneveld-Vrieling MN, Isakov O, **Shomron N**, Sharon D, Den Hollander AI, Hoyng CB, Cremers FP, Ben-Yosef T. Non-syndromic retinitis pigmentosa due to mutations in the mucopolysaccharidosis type IIIC gene, heparan-alpha-glucosaminide N-acetyltransferase (HGSNAT). *Hum Mol Genet.* 2015;24:3742-51.

Smith EC, Case JB, Blanc H, Isakov O, **Shomron N**, Vignuzzi M, Denison MR. Mutations in coronavirus nonstructural protein 10 decrease virus replication fidelity. *J Virol.* 2015;89:6418-26.

Milanesi E, Hadar A, Maffioletti E, Werner H, **Shomron N**, Gennarelli M, Schulze TG, Costa M, Del Zompo M, Squassina A, Gurwitz D. Insulin-like growth factor 1 differentially affects lithium sensitivity of lymphoblastoid cell lines from lithium responder and non-responder bipolar disorder patients. *J Mol Neurosci.* 2015;56:681-7.

Farberov L, Herzig E, Modai S, Isakov O, Hizi A, **Shomron N**. MicroRNA-mediated regulation of p21

and TASK1 cellular restriction factors enhances HIV-1 infection. *J Cell Sci.* 2015;128:1607-16.

Isakov O, Bordería AV, Golan D, Hamenahem A, Celniker G, Yoffe L, Blanc H, Vignuzzi M, **Shomron N**. Deep sequencing analysis of viral infection and evolution allows rapid and detailed characterization of viral mutant spectrum. *Bioinformatics.* 2015;31:2141-50.

Hershkovitz-Rokah O, Modai S, Pasmanik-Chor M, Toren A, **Shomron N**, Raanani P, Shpilberg O, Granot G. Restoration of miR-424 suppresses BCR-ABL activity and sensitizes CML cells to imatinib treatment. *Cancer Lett.* 2015;360:245-56.

Isakov O, Lev D, Blumkin L, Celniker G, Leshinsky-Silver E, **Shomron N**. Crowdfunding effort identifies the causative mutation in a patient with nystagmus, microcephaly, dystonia and hypomyelination. *J Genet Genomics.* 2015;42:79-81.

## Reviews

Conte J, **Shomron N**, Artzi N. Biomaterials for metastasis: Bridging the gap between basic and translational research. *Advanced Healthcare Materials.* In press.

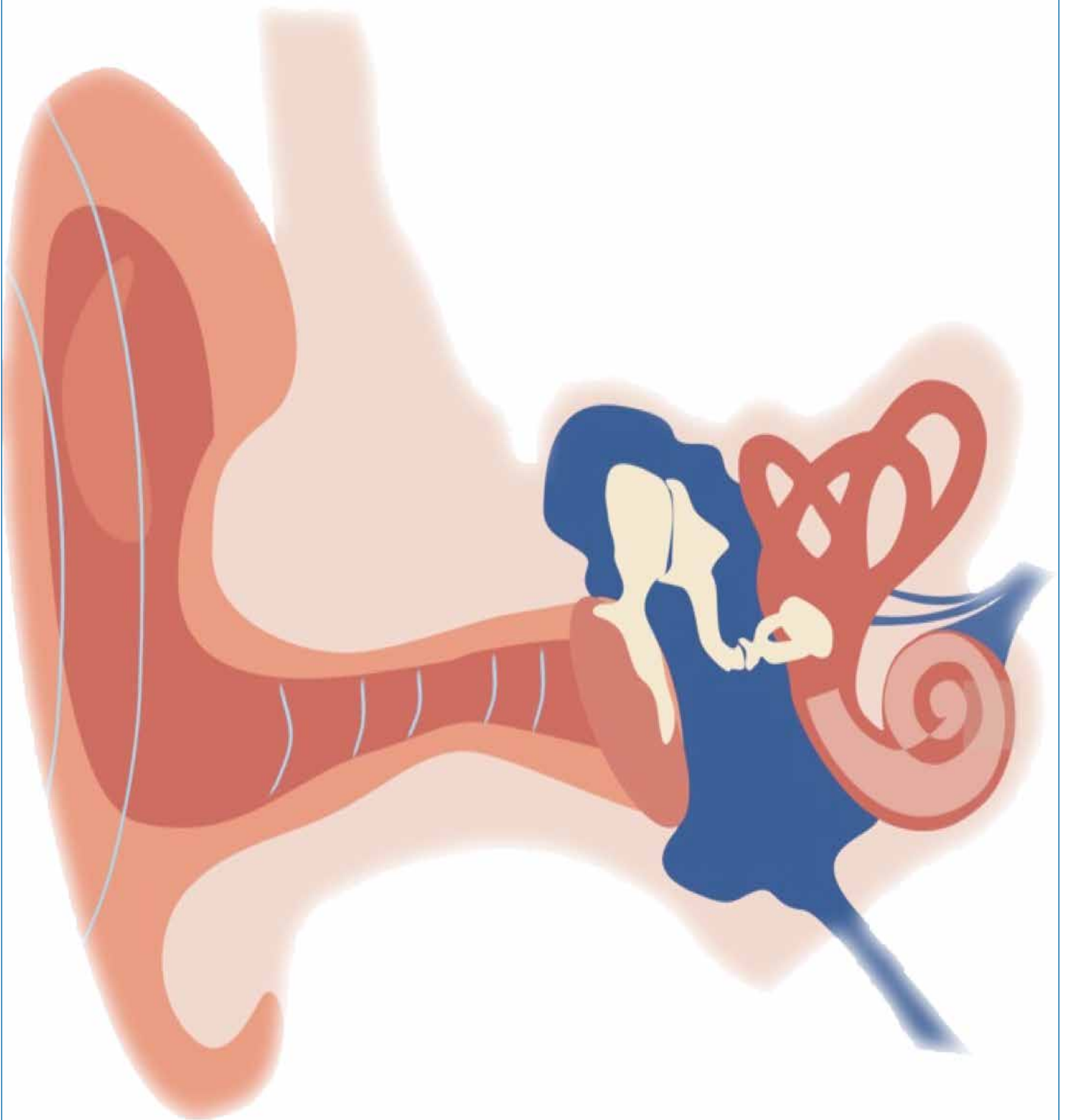
Modai S, **Shomron N**. Molecular Risk Factors for Schizophrenia. *Trends Mol Med.* 2016;22(3):242-53.

McGonigle I, **Shomron N**. Privacy, anonymity and subjectivity in genomic research. *Genet Res (Camb).* 2016;98:e2.

## Grants

2018-2019	Breakthrough Award
2018-2020	Zimin Deep Learning and Engineering Grant
2018-2020	Israeli Ministry of Defense
2018-2021	Adelis Foundation
2017-2020	Foundation Fighting Blindness and Israeli Ministry of Health
2016-2021	Israel Science Foundation

# Hearing, Language & Speech Sciences and Disorders







Dr. Noam Amir, D.Sc.

Department of Communication Disorders  
Steyer School of Health Professions  
Sackler Faculty of Medicine



E-mail: noama@post.tau.ac.il

# Paralinguistic Communication, Phonetics and Psychoacoustics

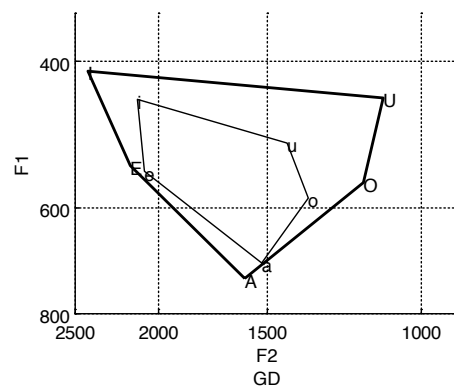
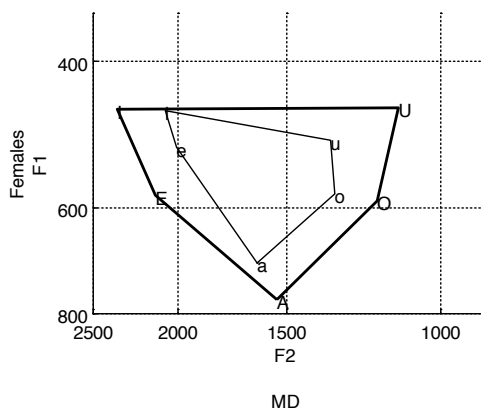
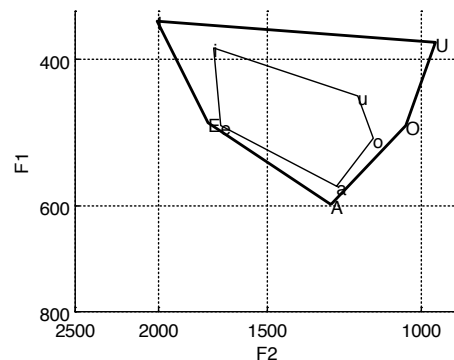
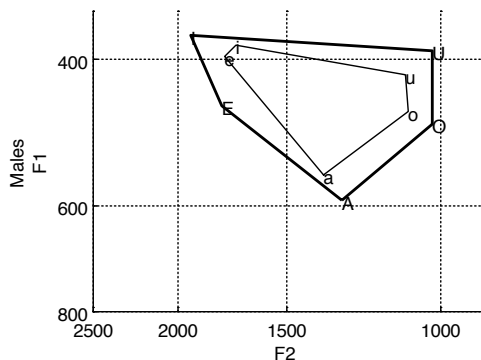
## Positions

Senior Lecturer, Sackler Faculty of Medicine

## Research

Our interests lie on the frontier between signal processing and human communication in both speech and music. One general field we have been involved in in recent years is the paralinguistic aspect of verbal communication. In this research my colleagues and we have been exploring two main directions:

1. Emotion: Production and perception of emotions in speech, mostly in Hebrew, along with several excursions into cross lingual studies – Hebrew/German and Hebrew/Arabic. I've been looking at emotions as expressed in many different settings: films, event recollection, interviews, psychotherapy, and acted with conflicting textual and prosodic content.
2. Pragmatics: Production and perception of word stress (i.e. "I love my cat" vs. "I love my cat"), in Hebrew and Arabic, and lately also the manifestations of lexical stress in Hebrew.



Vowel spaces of Spoken Arabic in a Galilean Dialect (GD) and a "Muthallath Dialect" (MD) for men and women. External polygons are long vowels, internal polygons are short vowels. Note that short vowels are more centralized, and exhibit larger differences between dialects.

We have also been interested in signal processing aspects of music and musical acoustics for a very long time. Recent works we have participated in have been related to vibrato in the singing voice: quantifying it and relating it to factors such as singer proficiency, vocal warmup and singing style. Situated in the heart of the Middle East, we have become interested in acoustic phonetics of Hebrew and Spoken Arabic. Along with our colleagues, we have studied Hebrew vowels in everyday, connected speech, and in several dialects of Spoken Arabic, which have been studied very little. For example, vowel spaces of a Galilean dialect and the Kfar Kassem dialect are presented in the figure below.

Finally, the perceptual aspects of the subjects above have led us to examine their interaction with psychoacoustic thresholds. Starting with frequency perception thresholds, and now branching into intensity and spectral thresholds, our collaborators and we have been looking at their correlation to perception of of emotion and music.

## Publications

Globerson E, **Amir N**, Kishon-Rabin L, Golan O. Prosody recognition in adults with high-functioning autism spectrum disorders: from psychoacoustics to cognition. *Autism Res.* 8:153-63 (2015).

Kaplan-Neeman R, Muchnik C, **Amir N**. Listening to music with personal listening devices: monitoring the noise dose using a smartphone application. *Int J Audiol.* 2017;56:400-407.

**Amir N**, Kishon-Rabin L. Intelligibility of bandpass filtered speech: The effect of filter types. *J Acoust Soc Am.* 142:3813 (2017).

Zaltz Y, Globerson E, **Amir N**. auditory perceptual abilities are associated with specific auditory experience. *Front Psychol.* 8:2080 (2017).



## Prof. Ofer Amir, Ph.D.

Department of Communication Disorders  
Steyer School of Health Professions  
Sackler Faculty of Medicine



TEL AVIV UNIVERSITY



E-mail: oferamir@post.tau.ac.il

# Voice, Speaking Rate, Stuttering and Fluency Disorders

## Positions

Associate Professor, Sackler Faculty of Medicine

## Research

Our research, as well as our clinical interest, focuses on two major fields: *Stuttering* and *Voice*. In the area of stuttering and other fluency disorders, we are interested in identifying and measuring various fluency characteristics, providing normative data on speaking rate in Hebrew and exploring therapeutic approaches for stuttering, cluttering and other related fluency disorders. To this end, we are conducting studies on the perception of stuttering, and on the acoustic properties of speaking rate, normal disfluency and stuttering. In addition, we are currently collaborating with researchers in other research centers in a study that utilizes advanced methods for brain imaging related to stuttering and language.

In the area of voice, we are highly interested in characterizing vocal properties related to different physical, physiological and emotional conditions, and on the professional voice. This line of research involves exploring and identifying acoustic, aerodynamic, perceptual and acoustic measures that differentiate, for example, between people with and without laryngeal pathologies, people who

experience various emotional or social conditions, and women at different hormonal conditions and phases (e.g., using birth-control pills, pregnancy, menstrual cycle, etc.).

## Publications

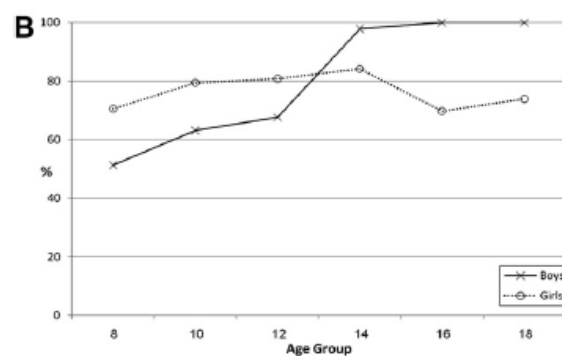
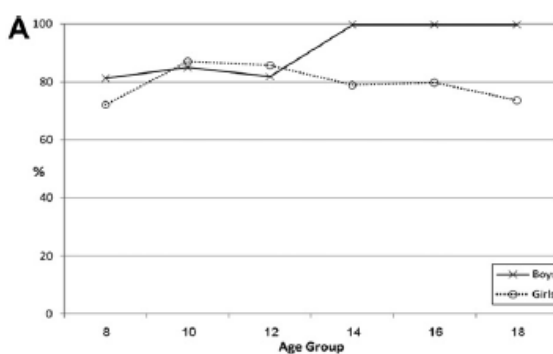
Civier O, Kronfeld-Duenias V, **Amir O**, Ezrati-Vinacour R, Ben-Shachar M. Reduced fractional anisotropy in the anterior corpus callosum is associated with reduced speech fluency in persistent developmental stuttering. *Brain Lang.* 2015;143:20-31.

**Amir O**, Wolf M, Mick L, Levi O, Primov-Fever A. Parents' evaluations of their children's dysphonia: The mamas and the papas. *J Voice.* 2015;29(4):469-75.

Halag-Milo T, Stoppelman N, Kronfeld-Duenias V, Civier O, **Amir O**, Ezrati-Vinacour R, Ben-Shachar M. Beyond production: Brain responses during speech perception in adults who stutter. *Neuroimage Clin.* 2016;11:328-38.

Kronfeld-Duenias V, **Amir O**, Ezrati-Vinacour R, Civier O, Ben-Shachar M. Dorsal and ventral language pathways in persistent developmental stuttering. *Cortex.* 2016;81:79-92.

Kronfeld-Duenias V, Civier O, **Amir O**, Ezrati-Vinacour R, Ben-Shachar M. White matter pathways in persistent developmental stuttering: Lessons from



Correct gender identification rates for boys and girls in the six age groups for (A) sentences and (B) vowels.

tractography. *J Fluency Disord.* 2017, pii: S0094-730X(16)30078-X.

Freud D, Kichin-Brin M, Ezrati-Vinacour R, Roziner I, **Amir O**. The relationship between the experience of stuttering and demographic characteristics of adults who stutter. *J Fluency Disord.* 2017;52:53-63.

Mansour J, **Amir O**, Sagiv D, Alon EE, Wolf M, Primov-Fever A. The accuracy of preoperative rigid stroboscopy in the evaluation of voice disorders in children. *J Voice.* 2017;31(4):516.e1-516.e4.

Aharonson V, Aharonson E, Raichlin-Levi K, Sotzianu A, **Amir O**, Ovadia-Blechman Z. A real-time phoneme counting algorithm and application for speech rate monitoring. *J Fluency Disord.* 2017;51:60-68.

**Amir O**, Marroushi-Marrawi A, Primov-Fever A, Freud D. The prevalence of self-reported voice disorders in Israel. *J Voice.* 2018 Dec 4. pii: S0892-1997(18)30457-0.

**Amir O**, Shapira Y, Mick L, Yaruss JS. The Speech Efficiency Score (SES): A time-domain measure of speech fluency. *J Fluency Disord.* 2018;58:61-69.

Freud D, Ezrati-Vinacour R, **Amir O**. Speech rate adjustment of adults during conversation. *J Fluency Disord.* 2018;57:1-10.

Shechter M, **Amir O**, Lerman A, Shemesh J, Maor E, Rubinshtein R. [ENDOTHELIAL DYSFUNCTION: A POSITION PAPER OF THE ISRAEL HEART SOCIETY]. *Harefuah.* 2018;157(2):122-126. Hebrew.

### Chapters and reviews

Xu X, Biederman I, Shilowich BE, Herald SB, **Amir O**, Allen NE. Developmental phonagnosia: Neural

correlates and a behavioral marker. *Brain Lang.* 2015;149:106-17.

Civier O, Kronfeld-Duenias V, **Amir O**, Ezrati-Vinacour R, Ben-Shachar M. Reduced fractional anisotropy in the anterior corpus callosum is associated with reduced speech fluency in persistent developmental stuttering. *Brain Lang.* 2015;143:20-31.

Halag-Milo T, Stoppelman N, Kronfeld-Duenias V, Civier O, **Amir O**, Ezrati-Vinacour R, Ben-Shachar M. Beyond production: Brain responses during speech perception in adults who stutter.

Kronfeld-Duenias V, **Amir O**, Ezrati-Vinacour R, Civier O, Ben-Shachar M. Dorsal and ventral language pathways in persistent developmental stuttering. *Cortex.* 2016;81:79-92.

Kronfeld-Duenias V, **Amir O**, Ezrati-Vinacour R, Civier O, Ben-Shachar M. The dorsal language pathways in stuttering: Response to commentary. *Cortex.* 2017;90:169-172.

Kronfeld-Duenias V, Civier O, **Amir O**, Ezrati-Vinacour R, Ben-Shachar M. White matter pathways in persistent developmental stuttering: Lessons from tractography. *J Fluency Disord.* 2018;55:68-83.

### Grants

2017-2021 Israel Science Foundation, Cerebral and cerebellar white matter pathways controlling Speech Rate





## Dr. Daphne Ari-Even Roth, Ph.D.

Department of Communication Disorders  
Steyer School of Health Professions  
Sackler Faculty of Medicine



TEL AVIV UNIVERSITY



E-mail: rothd@post.tau.ac.il

# Learning and Plasticity and Early Detection of Hearing Loss – Clinical Implications

## Positions

Senior Lecturer, Sackler Faculty of Medicine

Head, Department of Communication Disorders,  
Steyer School of Health Professions

## Research

Our research focuses on two main fields:

### (a) Learning and plasticity in the auditory system:

Our research goal focuses on investigating perceptual learning and plasticity in the auditory system throughout the life span. Our interest in this area is motivated by the constant need in clinical practice to seek for better understanding of the learning characteristics and limitations of brain plasticity in the auditory modality which will in turn contribute to the better development of habilitation strategies in a variety of populations with hearing difficulties. We conduct behavioral studies in adults and children (i.e. single and multi-session training) using both non-verbal and verbal stimuli in order to explore the different characteristics of skill learning in the auditory system such as the time course of learning, the role of sleep for the establishment of delayed gains in performance, the generalization of the learning gains to untrained conditions etc. In order to provide evidence for functional plasticity in the neural encoding of sounds in the auditory system following training, we are currently also utilizing electrophysiological measures. Specifically, we record auditory brainstem responses to speech stimuli which provide us with a unique opportunity to follow changes in the neural signatures of the acoustic properties of the input signal (e.g., pitch tracking, harmonics, onset timing etc) that occur before and following training. We plan to explore the learning characteristics and limitations of brain plasticity in the auditory modality in different populations (e.g. middle-aged, elderly adults, hearing

impaired, auditory processing disorders etc.) using both behavioral and electrophysiological measures.

### (b) Early detection of hearing loss in neonates and its clinical implications:

Our interest in this field is motivated by the growing evidence that early identification of hearing loss and intervention prior to six months of age can diminish the negative impact of hearing loss on speech and language acquisition. One line of research we conduct focuses on the prevalence and characteristics of hearing loss among different populations of infants such as infants with very low birth weight infants and congenital cytomegalovirus infection. Universal newborn hearing screening allows us not only identify special populations at risk for hearing loss but also, for the first time, to follow the developmental milestones of these children at a very young age and assess the communicative skills of infants with different types of hearing loss (e.g., unilateral hearing loss, mild hearing loss). These early communicative skills are known to be necessary to language and speech development. Thus, another line of research focuses on the effects of different degrees of hearing loss (e.g., unilateral hearing loss) on early auditory and pre-lexical productions. Learning the consequences of early detection and as a result early intervention provides insights to the ability to reverse the negative influence of auditory deprivation due to brain plasticity in young children.

## Publications

L. Kishon-Rabin, J. Kuint, M. Hildesheimer, **D. Ari-Even Roth**. Delay in auditory behaviour and preverbal vocalization in infants with unilateral hearing loss. *Developmental Medicine and Child Neurology*, 57, 1129-36, 2015.

**D. Ari-Even Roth**, L. Kishon-Rabin, M. Hildesheimer, A. Karni. Asymmetric interaural generalization of learning gains in a speech-in-noise identification

task. *Journal of the Acoustical Society of America*, 138, 2627-2634, 2015.

O. Miron, **D. Ari-Even Roth**, L. Gabis, Y. Henkin, S. Shefer, I. Dinstein, R. Geva. Prolonged auditory brainstem responses in infants with autism. *Autism Research*, 9, 689-95, 2016.

**Ari-Even Roth D**, Hildesheimer M, Rosiner I, Henkin Y. Evidence for a right-ear advantage in newborn hearing screening results. *Trends in Hearing*, 20, 1-8, 2016.

**Ari-Even Roth D**, Lubin D, Kuint J, Tepperberg-Oikawa M, Mendelson E, Strauss T, Barkai G. Contribution of targeted saliva screening for congenital CMV-related hearing loss in newborns who fail hearing screening. *Archives of Disease in Childhood. Fetal and Neonatal Edition*, 102, F519-524, 2017.

Y. Zaltz, **D. Ari-Even Roth**, L. Kishon-Rabin. Is the role of external feedback in auditory skill learning age dependent? *Journal of Speech, Language and Hearing Research*, 60, 3656-3666, 2017.

Y. Zaltz, **D. Ari-Even Roth**, A. Karni, L. Kishon-Rabin. Long-term training-induced gains of an auditory

skill in school-age children as compared to adults. *Trends in Hearing*, 22, 1-14, 2018.

Y. Bugannim, **D. Ari-Even Roth**, D. Zechoval, L. Kishon-Rabin. Training of speech perception in noise in pre-lingual hearing impaired adults with cochlear implants compared with normal hearing adults. *Otology and Neurotology*, 40, e316-e325, 2019.

J. Wasser, **D. Ari-Even Roth**, O. Herzberg, L. Lener-Geva, L. Rubin. Assessing and monitoring the impact of the national newborn hearing screening program in Israel. *Israel Journal of Health Policy Research*, 8, 30-41, 2019.

Y. Zaltz, **D. Ari-Even Roth**, N. Amir, L. Kishon-Rabin. Logarithmic versus linear change in step size when using an adaptive threshold seeking procedure in a frequency discrimination task: does it matter? *Journal of Speech, Language and Hearing Research*, 62, 3887-3900, 2019.

Y. Zaltz, L. Kishon-Rabin, A. Karni, **D. Ari-Even Roth**. Practice makes transfer imperfect – evidence from auditory learning. *Ear and Hearing*, 2019 (accepted for publication).



Dr. Katy Borodkin, Ph.D.

Department of Communication Disorders  
School of Health Professions  
Sackler Faculty of Medicine



katyborodkin@tauex.tau.ac.il

# Language Processing in Healthy and Brain Damaged Bilingual Speakers

## Position

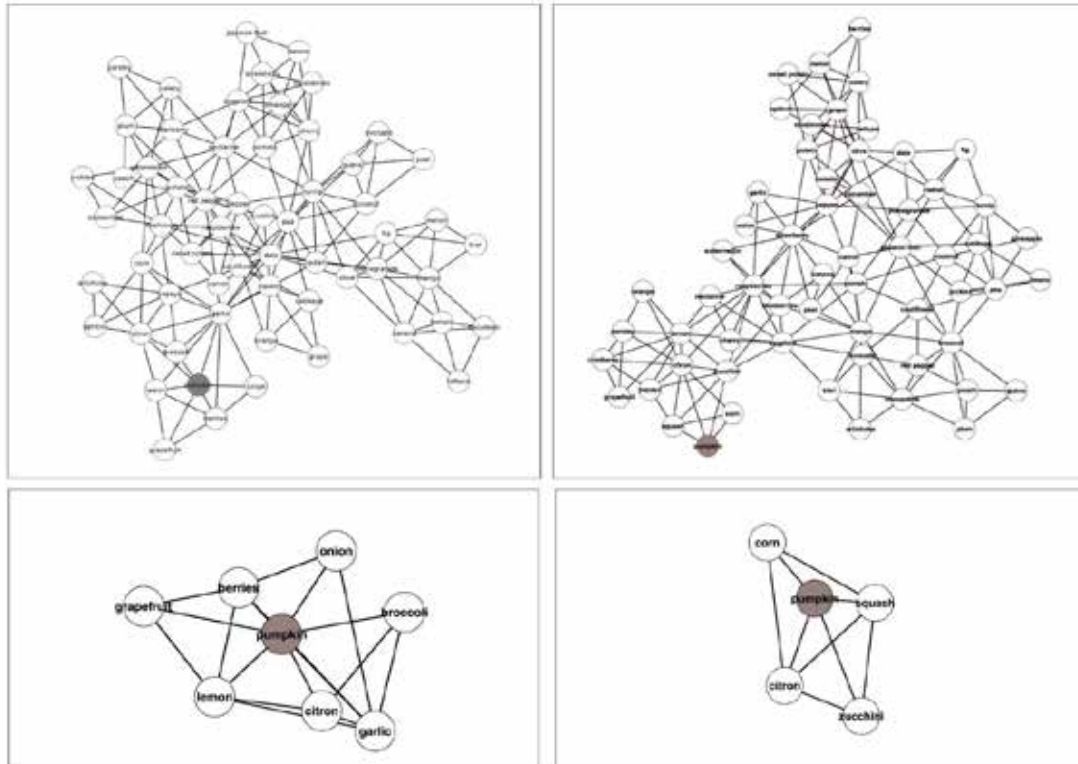
Lecturer, Sackler Faculty of Medicine

## Research

Many individuals in the contemporary society are required to use more than one language in everyday life. Research in our laboratory focuses on these speakers and explores how they process their languages. We apply behavioral and neuroimaging methods (fMRI and tDCS), both in healthy adults and in individuals with a language disorder following

brain damage, such as aphasia. Current projects in the lab address the following questions:

1. What determines the differences among individuals in how successful they are in learning a second language? In one project, we look at the role of semantic processing and cognitive flexibility in vocabulary learning. In another, we study the interplay between auditory and motor systems in predicting the ability to acquire a foreign language pronunciation.
2. How using a language (to speak, listen, write or read) is different in native vs non-native language?



Organization of lexical networks in non-native language (Hebrew, left panels) and native language (English, right panels). Upper panels show the full network and the lower panels – the node *pumpkin* and its direct neighbors. The figures and the accompanying analyses suggest that non-native words are more densely connected to their neighbors and tend less to group into communities compared to native language words.

The conditions under which second language acquisition occurs are often less than ideal; for instance, second language is often acquired at an older age and used less frequently than the native language. In our lab, we have been investigating how these acquisition circumstances may affect the organization of lexical-semantic knowledge and the processing of words by the left and the right cerebral hemispheres.

3. What are the patterns and the mechanisms of language impairment and language recovery in bilingual and multilingual speakers? Some bilinguals with aphasia regain control of both languages in parallel, while in others language recovery is non-parallel (e.g., one language may be more impaired than the other, despite comparable premorbid proficiency). Our research aims at elucidating the factors predicting recovery patterns in these speakers and examines the cross-language effects of treatment on communicative abilities. We also study the interplay between neurobiological factors (such as the specific localization of the brain insult) and environmental factors (such as language proficiency) in determining spontaneous and treatment-induced neuroplasticity and its relevance to communicative abilities.

The research conducted in our laboratory can advance the current understanding of processes related to adult language learning, representation, processing, and breakdown.

### Publications

Mashal, N., **Borodkin, K.**, Maliniak, O., & Faust, M. (2015). Hemispheric involvement in native and non-native comprehension of conventional metaphors. *Journal of Neurolinguistics*, 35, 96-108.

Levy, T., Bloch, Y., Gat-Yablonski, G., Bar-Maisels, M., Djalovski, A., **Borodkin, K.**, Apter, A. S. (2015). Salivary oxytocin in adolescents with conduct

disorder and callous-unemotional traits. *European Child & Adolescent Psychiatry*, 24, 1543-1551.

**Borodkin, K.**, Kenett, Y., Faust, M., & Mashal, N. (2016). When pumpkin is closer to onion than to squash: The structure of the second language lexicon. *Cognition*, 156, 60-70.

Levy T, Apter A, Djalovski A, Peskin M, Fennig S, Gat-Yablonski G, Bar-Maisels M, **Borodkin K**, Bloch Y. (2017) The reliability, concurrent validity and association with salivary oxytocin of the self-report version of the Inventory of Callous-Unemotional Traits in adolescents with conduct disorder. *Psychiatry Res*, 256, 124-129.

**Borodkin, K.**, Maliniak, O., & Faust, M. (2017). Exploring the nature of phonological weakness in low-proficiency second language learners. *Learning and Individual Differences*, 57, 133-140.

Conner PS, Goral M, Anema I, **Borodkin K**, Haendler Y, Knoph M, Mustelier C, Paluska E, Melnikova Y, Moeyaert M. The role of language proficiency and linguistic distance in cross-linguistic treatment effects in aphasia. *Clin Linguist Phon*. 2018;32(8):739-757.

Stephan E, Faust M, **Borodkin K**. The role of psychological distancing in appreciation of art: Can native versus foreign language context affect responses to abstract and representational paintings? *Acta Psychol (Amst)*. 2018;186:71-80.

Patael, S., **Borodkin, K.**, & Faust, M. (2018). Developmental changes in hemispheric processing of ambiguous words during adolescence. *Journal of Neurolinguistics*, 47, 50-58.

Lerman, A., Pazuelo, L., Kizner, L., **Borodkin, K.**, & Goral, M. (2019). Language mixing patterns in a bilingual with non-fluent aphasia. *Aphasiology*, 33, 1137-1153.

**Borodkin, K.**, Goral, M., & Kemper, D. (2019). Measuring performance stability in persons with aphasia: Identical versus comparable testing forms. *Aphasiology*, 34, 376-390.





Prof. Yael Henkin, Ph.D.

Department of Communication Disorders  
School of Health Professions  
Sackler Faculty of Medicine



Email: henkin@post.tau.ac.il

# Auditory Processing in the Normal and Impaired Auditory System

## Positions

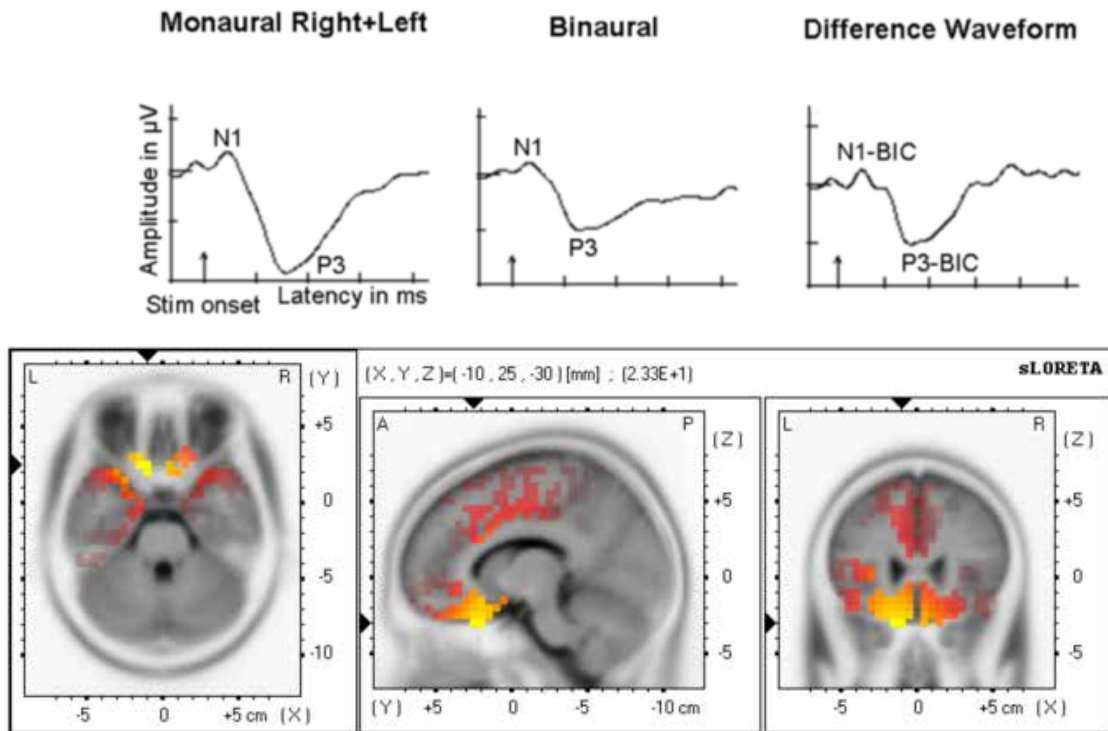
Associate Professor, Department of Communication Disorders, Sackler Faculty of Medicine

Head, Hearing, Speech, and Language Center, Sheba Medical Center, Tel Hashomer

## Research

Research focuses on neurophysiologic and behavioral manifestations of auditory processing, as well as the relation between the two, in the normal and impaired auditory system. By means of event-related potentials (ERPs), voltage changes recorded from the scalp

that trace events in time known to reflect discrete stages of neural processing, and a functional imaging technique (sLORETA), we study the time-course and cortical activation patterns during auditory (speech) processing. Of special interest are patients that have experienced bilateral and/or unilateral auditory deprivation and are habilitated by cochlear implants (CI) and/or hearing aids (HA). Currently under study are neurophysiologic processes that underlie: (1) Binaural processing in children that were sequentially or simultaneously implanted, in those using CI and HAs (bimodal hearing), and in those with HAs; and (2) Auditory-cognitive processing in elderly patients with CI.



Grand average waveforms of normal hearing children elicited during a speech discrimination task presented monaurally and binaurally. Shown are the sum of monaural right and left waveforms, the binaural response, and the difference waveform (Binaural interaction component=Sum of right+left –binaural response). Also shown are sLORETA images indicating the major site of activation during P3-BIC in the inferior and medial frontal gyri, (BA 11, 25) and orbital gyrus (BA 47) bilaterally.

Additional lines of research incorporate neurophysiologic and behavioral measures for studying: (1) The effect of auditory processing disorders (APD) on perceptual and post-perceptual stages of linguistic processing; and (2) The involvement of the peripheral and central auditory system in selective mutism and autism.

Understanding normal and impaired auditory processing contributes to the formation of rehabilitative technologies and approaches for auditory disorders.

### Publications

Van de Heyning P, Távora-Vieira D, Mertens G, Van Rompaey V, Rajan GP, Müller J, Hempel JM, Leander D, Polterauer D, Marx M, Usami SI, Kitho R, Miyagawa M, Moteki H, Smilsky K, Baumgartner WD, Keintzel TG, Sprinzi GM, Wolf-Magele A, Arndt S, Wesarg T, Zirn S, Baumann U, Weissgerber T, Rader T, Hagen R, Kurz A, Rak K, Stokroos R, George E, Polo R, Medina MDM, **Henkin Y**, Hilly O, Ulanovski D, Rajeswaran R, Kameswaran M, Di Gregorio MF, Zernotti ME. Towards a unified testing framework for single-sided deafness studies: A consensus paper. *Audiol Neurotol.* 2016;21(6):391-398.

Ari-Even Roth D, Hildesheimer M, Roziner I, **Henkin Y**. Evidence for a right-ear advantage in newborn hearing screening results. *Trends Hear.* 2016;20.

O. Miron, D. Ari-Even Roth, L. Gabis, **Y. Henkin**, S. Shefer, I. Dinstein, R. Geva. Prolonged auditory brainstem responses in infants with autism. *Autism Research* 9:689-95, 2016.

**Y. Henkin**, Y. Yaar-Soffer, L. Givon, M. Hildesheimer. Hearing with two ears: evidence for cortical binaural interaction during speech processing. *Journal of the American Academy of Audiology* 26: 384-392, 2015.

Y. Shapira, L. Migirov, Y. Yaar-Soffer, C. Muchnik, M. Hildesheimer, **Y. Henkin**. Pain in cochlear implant recipients – An uncommon, yet serious consequence of cochlear implantation. *The Laryngoscope* 125:1946-1951, 2015.

G. Nakache, L. Migirov, S. Trommer, M. Drendel, M. Wolf, **Y. Henkin**. Steroid based treatments for patients with total sudden sensorineural hearing loss. *Acta Otolaryngologica* 135:907-913, 2015.

D. Reznik, **Y. Henkin**, O. Levy, R. Mukamel. Perceived loudness of self-generated sounds is differentially modulated by expected sound amplitude. *PLoS ONE* 10:e0127651, 2015.

**Y. Henkin**, Y. Bar-Haim. An auditory-neuroscience perspective on selective mutism. *Developmental Cognitive Neuroscience* 12: 86-93, 2015.

K.A. Gordon, **Y. Henkin**, A. Kral. Asymmetric hearing during development: the aural preference syndrome and treatment options. *Pediatrics* 136: 141-53, 2015.



## Prof. Minka Hildesheimer, Ph.D.

Department of Communication Disorders  
Steyer School of Health Professions  
Sackler Faculty of Medicine



E-mail: hildeshe@post.tau.ac.il

# Hearing Science and Clinical Audiology

## Position

Professor Emeritus, Sackler Faculty of Medicine

## Research

- Normal and abnormal auditory function
- Brain plasticity in cochlear Implants, Auditory Processing Disorders (APD)
- Clinical Audiology

Our research has been conducted in two areas:

A. Study of inner ear function in guinea pigs under three conditions: hypoxia, acoustic over-stimulation and differentiation. The study of these subjects has required the development of three special experimental techniques:

- A method of chronic implantation of an electrode into the facial nerve canal to enable longitudinal follow-up of hearing function in the awake state.
- A rheological model, which was developed for research on cochlear hypoxia in guinea pigs.
- A surgical method to completely eliminate the auditory efferent innervation to the cochlea while ensuring the animal's full recovery from this procedure. Thus it is possible to study the hearing function over time without the influence of the efferent system with the guinea pigs in an awake state.

B. Research on auditory plasticity in human subjects

The cochlear implant is a rehabilitative alternative in which an electrode inserted into the inner ear, directly stimulates the auditory nerve. Research is conducted in the area of programming the implant and speech perception using the implant. The research deals with the plasticity of the auditory system in acquisition of hearing and language skills and contributes basic theoretical and clinical knowledge about the importance of the auditory feedback to normal speech and hearing development and function.

Hearing in neonates and Auditory Processing Disorders: The Transient Evoked Oto-Acoustic Emission (TEOAE) is applied in hearing screening in neonates. Research was conducted to examine the reliability and validity of the test. We also investigated the development and activity of the efferent inhibitory system in newborns and premature babies using the suppression of the TEOAE test. We suggested the use of the test as a clinical tool for evaluation of auditory brain-stem function in neonates. We postulate that central auditory processing disorders (CAPD) manifested later in life can already be detected at this early stage of life using this method. We plan to continue to investigate the development of the efferent system and its importance for hearing throughout the life span, from childhood to old age, under difficult listening conditions and in subjects with communication disorders.

## Publications

L. Kishon-Rabin, J. Kuint, **M. Hildesheimer**, D. Ari-Even Roth. Delay in auditory behaviour and preverbal vocalization in infants with unilateral hearing loss. *Developmental Medicine and Child Neurology*, 57, 1129-36, 2015.

D. Ari-Even Roth, L. Kishon-Rabin, **M. Hildesheimer**, A. Karni. Asymmetric interaural generalization of learning gains in a speech-in-noise identification task. *Journal of the Acoustical Society of America*, 138, 2627-2634, 2015.

Y. Henkin, Y. Yaar-Soffer, L. Givon, **M. Hildesheimer**. Hearing with two ears: Evidence for cortical binaural interaction during auditory processing. *J Am Acad Audiol*, 26:384-392, 2015.

Y. Shapira, Y. Yaar-Soffer, **M. Hildesheimer**, L. Migirov, Y. Henkin. (2015) Pain in cochlear implant recipients: An uncommon, Yet serious, Consequence of cochlear implantation. *Laryngoscope*, 125:1946-1951.

D. Ari-Even Roth, **M. Hildesheimer**, I. Roziner, Y. Henkin. (2016) Evidence for right-ear advantage in newborn hearing screening results. *Trends Hearing*, 20:1-8.





## Prof. Liat Kishon-Rabin, Ph.D.

Department of Communication Disorders  
Steyer School of Health Professions  
Sackler Faculty of Medicine



Email: lrabin@post.tau.ac.il

# 'Bottom-Up' and 'Top-Down' Processes in Human Auditory Perception and Recognition

## Position

Professor, Sackler Faculty of Medicine  
Head, Steyer School of Health Professions

## Research

Our research focuses on understanding the influence and relative contribution of sensory information ("bottom-up" processes) compared to cognitive capabilities and listening experience ("top-down" processes) on the perception of speech and language development. We test our hypotheses in a range of special populations including hearing-impaired infants, children and adults with cochlear implants and/or hearing aids, children on the autistic spectrum, bilingual and trilingual children and adults and middle-aged and elderly adults. We always compare performance with the typically developing population. We develop tests that are aimed to assess different levels of sensory, linguistic and cognitive processing. These include psychoacoustic tests of frequency, temporal and intensity resolution that involve non-speech auditory stimuli, linguistic tests that involve phonetic, word, and sentence material in optimal and degraded or difficult listening conditions (e.g. background noise, time-compressed speech, multi-talker, multi-accented) and cognitive tasks, such as, selective auditory attention using auditory adaptation of the 'stroop' task for attending relevant and irrelevant information (e.g. lexical-emotional stroop). In order to understand the influence of repeated exposure to auditory stimuli on performance, we train our subjects in single- or in multiple sessions thus providing us with insights to the auditory memory systems. We use different training tasks that involve the implicit and explicit memory systems that are assumed to be analogous to language learning in infants and in older children. We utilize primarily behavioral measures that are occasionally supplemented with electrophysiological measures. Our studies are conducted in an infant speech

perception/language lab which is unique of its kind in the country and is equipped to test different infant populations with behavioral techniques, and in an acoustically treated state-of-the art psychoacoustic lab. Understanding the factors that influence speech perception throughout the life span have important implications in the design of aural rehabilitation for the hearing impaired and intervention protocols in populations with developmental delays.

## Publications

E. Globerson, N. Amir, **L. Kishon-Rabin**, O. Golan. Prosody recognition in high functioning adults with autism spectrum disorders: From psychoacoustics to cognition. *Autism Research*, 8, 153-163, 2015.

**L. Kishon-Rabin**, J. Quint, M. Hildesheimer, D. Ari-Even Roth. Delay in auditory behavior and preverbal vocalization in infants with unilateral hearing loss. *Developmental Medicine & Child Neurology*. 57, 1129-1136, 2015.

D. Ari-Even Roth, M. Hildesheimer, Avi Karni, **L. Kishon-Rabin**. Asymmetric interaural generalization of learning gains in a speech-in-noise identification task. *Journal of the Acoustical Society of America*, 138. 138, 2627-2634, 2015.

Chordekar S, **Kishon-Rabin L**, Kriksunov L, Adelman C, Sohmer H. Experimental analysis of the mechanism of hearing under water. *BioMed Research International*, 526708, 2015.

O. Segal, D. Houston, **L. Kishon-Rabin**. Auditory discrimination of lexical stress patterns in hearing-impaired infants with cochlear implants compared to normal hearing: Influence of acoustic cues and listening experience to the ambient language. *Ear and Hearing*. 37, 225-34, 2016.

O. Segal, S. Heila, **L. Kishon-Rabin**. The effect of listening experience on the discrimination of /ba/ and

/pa/ in Hebrew-learning and Arabic-learning infants. *Infant Behavior and Development*.42, 86-99, 2016.

Chordekar S, Adelman C, Sohmer H, **Kishon-Rabin L**. Non-osseous bone conduction as a possible contributor to the limited attenuation provided by hearing protection devices. *Noise and Health*. 18, 274-279, 2016.

Segal O, Kaplan D, Patael S, **Kishon-Rabin L**. Comprehension of 'narrow focus' by adolescents in the Autism Spectrum. *Folia Phoniatrica et Logopeadica*. 69, 67-77, 2017.

O. Segal, **L. Kishon-Rabin**. Recognition and comprehension of 'narrow focus' by young adults with prelingual hearing loss using hearing aids or cochlear implants. *Journal of Speech, Language and Hearing Research*. 60, 3609-3624, 2017.

Zaltz Y, Ari-Even Roth D, **Kishon-Rabin L**. (2017). Is the role of external and internal feedback in auditory skill learning age dependent? *Journal of Speech, Language and Hearing Research*, 60, 3656-3666.

Noam A, **Kishon-Rabin L**. (2017). Intelligibility of bandpass filtered speech: the effect of filter types. *Journal of the Acoustical Society of America*, 142 (6), 3813-3820.

Segal O, **Kishon-Rabin L**. (2017). Influence of the native language on sensitivity to lexical stress: Evidence from native Arabic and Hebrew speakers. *Studies of Second Language Acquisition* (in press).

Zaltz Y, Goldsworthy R, **Kishon-Rabin L**, Eisenberg L. (2018). Voice discrimination by adults with cochlear implants: the benefits of early implantation for vocal tract length perception. *Journal of the Association for Research in Otolaryngology*. <https://doi.org/10.1007/s10162-017-0653-5>.

Chordekar S, Perez R, Adelman C, Sohmer H, **Kishon-Rabin L**. (2018). Does hearing in response to soft-tissue stimulation involve skull vibrations? A within-subject comparison between skull vibration magnitudes and hearing thresholds. *Hearing Research*, 364, 59-67.

Zaltz Y, Ari-Even Roth D, Karni A, **Kishon-Rabin L** (2018). Long-term training-induced gains of an auditory skill in school-age children as compared to adults. *Trends in Hearing*, 22, 1-14.

## Review

**Kishon-Rabin L**. Communication Disorders: A combined discipline of Audiology and Speech & Language Pathology – The Israeli Perspective. *ENT & Audiology News*, 25, 95-97. 2016.

## Chapters in Books

**Kishon-Rabin L**. & Boothroyd A. The Role of Hearing for Speech and Language Acquisition and Processing. In D. Ravid and A. Baron, (eds): *Handbook of Communication Disorders: Theoretical, Empirical, and Applied Linguistic Perspectives*. Mouton de Gruyter, Inc. 2018

**Kishon-Rabin L**, Segal O. Beyond Hearing: Use of Parent Questionnaires for Assessing Auditory Functioning in Hearing-Impaired Infants. In L. Eisenberg (ed): *Clinical Management of Children with Cochlear Implants (2nd edition)*. San Diego, Plural Publishing, Inc. 2017

**Kishon-Rabin L** (2018). Implicit learning of auditory rules and statistical sequences with verbal and non-verbal stimuli in children with cochlear implants compared to normal-hearing peers. Ministry of Health, Chief Scientist.

Zaltz Y, Ari-Even Roth D, Amir N, **Kishon-Rabin L** (2019) A logarithmic versus a linear change in step size when using an adaptive threshold- seeking procedure in a frequency discrimination task: When does it matter? *Journal of Speech Language and Hearing Research*, 62(10), 3887-3900.

Ferman S, **Kishon-Rabin L**, Ganot H, Karni A. (2019) Deficits in explicit language problem solving rather than in implicit learning in SLI: Evidence from learning an artificial morphological rule. *Journal of Speech, Language and Hearing Research*, 62(10), .3790-3807.

Buganim Y, Ari-Even Roth D, Zechoval D, **Kishon-Rabin L**. (2019) Training of speech perception in noise in prelingual hearing-impaired adults with cochlear implants compared to normal hearing adults. *Otology & Neurotology*, 40, 316-325.

Zaltz Y, Goldsworthy R, Eisenberg L, **Kishon-Rabin L**. (2020) Children with normal hearing are efficient users of fundamental frequency and vocal tract length cues for voice discrimination. *Ear and Hearing*, 41, 182-193.

Zaltz Y, **Kishon-Rabin L**, Karni A, Ari-Even Roth D (2020) Practice makes transfer imperfect – evidence from auditory learning. *Ear & Hearing* (accepted for publication).

## Grants

2018-2019 Ministry of Health: Implicit auditory learning in children with cochlear implants compared to normal hearing

2019-2022 Israel Science Foundation (ISF): The effect of hearing loss on dyadic and

2020	triadic interaction and word learning of hearing (with Osnat Segal) Sima Lior Research Award: Audio-visual synchrony perception in	prelingual hearing impaired with cochlear implants compared to normal hearing: A combined behavioral and fNIRS study
------	---	--



## Prof. Tova Most, Ph.D.

Department of Communication Disorders  
Steyer School of Health Professions  
Sackler Faculty of Medicine  
School of Education



TEL AVIV UNIVERSITY

E-mail: [tovam@post.tau.ac.il](mailto:tovam@post.tau.ac.il)  
<http://education.tau.ac.il/manage.asp?siteID=42&lang=1&page-ID=4634>



# Speech and Hearing Sciences and Rehabilitative Audiology

## Position

Professor, Sackler Faculty of Medicine and School of Education

Dean of Students, Tel Aviv University

## Research

- Speech perception and production by the hearing impaired
- The implications of hearing loss on communication, cognitive and socio-emotional functioning in school, in the family and in general
- Educational Audiology
- Auditory rehabilitation of people with hearing loss

Our research focus is on evaluating the hearing and communication profile of individuals with a hearing loss and understanding the relationship between these functions and their functional management in various life environments. This research analysis expands the knowledge and understanding of theoretical models that examine the functioning of the individual with a hearing loss and constitutes a scientific basis for the development of intervention programs suited to the hearing and communication profile.

Our research activities focus on two main areas:

1. Research in the field of speech perception and communication through spoken language of individuals with a hearing loss.

We focus on the perception of suprasegmental and paralinguistic features of the spoken message. These provide information on the communication intentions of the speaker (e.g. asking a question in comparison to stating a fact) as well as the speaker's emotional state.

2. Research of the ramifications of a hearing loss and communication difficulties on the individual's ability to function in various life environments:

educational system, home and work environment, as well as the ramifications of the hearing loss and the communication difficulties on the people in the individual's environment.

Our research focuses on the relationship between hearing loss and communication function through the use of spoken language in general and the speech intelligibility in particular.

With the current trend to integrate children with a hearing loss into regular educational frameworks either individually or in a group, we also investigate the effect of hearing loss on the pupil's ability to function within these frameworks. This research is carried out in different sectors of the population (Jewish (secular & orthodox) and Arab), and on a range of age groups.

Within the framework of the research examining the implications of hearing loss on the different aspects of a child's life, we investigate not only the individual's functioning but also those aspects that relate to the people in their environment such as their parents, siblings and teachers.

## Publications

Michael, R., **Most, T.**, & Cinamon, R. G. (2015). Career-related parental support of adolescents with hearing loss: Relationships with parents' expectations and occupational status. *American Annals of the Deaf*, 160, 60-72.

Michael, R., **Most, T.**, & Cinamon, R. G. (2015). What shapes adolescents' future perceptions? The effects of hearing loss and career self-efficacy. *Journal of Deaf Studies and Deaf Education*. doi: 10.1093/deafed/env023.

Zaidman-Zait, A., **Most, T.** Haddad, E. Tarash, R. Brand, D. (2016). The Impact of childhood hearing loss on the family: Mothers and fathers stress and coping resources. *JDSDE*, 21, 23-33. Doi: 10.1093/deafed/env038



**Most, T.** & Ingbar, S. (2016). Effects of Exposure to Inclusion and Socioeconomic Status on Parental Attitudes towards the Inclusion of Deaf and Hard of Hearing Children. *Deafness & Education International*, 18, 124-133.

Zaidman-Zait, A., **Most, T.**, Tarash, R., & Haddad, E. (2017). Mothers' and fathers' involvement in intervention programs for deaf and hard of hearing children. *Disability and Rehabilitation*, 1-9.

Brand D, Zaidman-Zait A, **Most T.** Parent couples' coping resources and involvement in their children's intervention program. *J Deaf Stud Deaf Educ.* 2018;23(3):189-199.

Goldblat E, **Most T.** Cultural identity of young deaf adults with cochlear implants in comparison to deaf without cochlear implants and hard-of-hearing young adults. *J Deaf Stud Deaf Educ.* 2018;23(3):228-239.

### Books

Most, T. & Ringvald, D. (Eds.) (2014). Theoretical and applied aspects in rehabilitation and education of deaf and hard of hearing individuals. MOFET Publishing House. Tel Aviv (In Hebrew).

### Chapters

**Most, T.** (2016). Perception of the Prosodic Characteristics of Spoken Language by Individuals with Hearing Loss. In Marc Marschark and Pat Spencer (Eds.): *The Oxford Handbook of Deaf Studies in Language: Research, Policy and Practice*. Oxford University Press. Chapter 6, pp 79-93.

Tzach, N. & **Most, T.** (2016). The Inclusion of Deaf and Hard of Hearing Students in Mainstream Classrooms: Classroom Participation and its Relationship to Communication, Academic and Social Performance. In Marc Marschark, Venetta Lampropoulou, and Emmanouil Skordilis (Eds.): *Diversity in Deaf Education*, Oxford University Press. Chapter 13, pp 355-380.

Zaidman -Zait, A., & **Most, T.** Assessment of Pragmatic Abilities among Deaf and Hard of Hearing Learners in Relation to Social Skills. In Marc Marschark & Harry Knoors (eds.): *Evidence-Based Practice in Deaf Education*. Oxford University Press. Accepted for publication 20.6.17



## Prof. Chava Muchnik, Ph.D.

Department of Communication Disorders  
Steyer School of Health Professions  
Sackler Faculty of Medicine



E-mail: [muchnik@post.tau.ac.il](mailto:muchnik@post.tau.ac.il)

# Hearing Science and Clinical Audiology

## Position

Professor Emeritus, Sackler Faculty of Medicine

Chair, Department of Communication Disorders,  
Tel Aviv University

Senior Audiologist, Speech and Hearing Center,  
Sheba Medical Center

## Research

One of our main research areas is related to the effect of noise on speech perception, in young, middle aged and elderly populations. A major complaint of hearing impaired and normal hearing adults is the difficulty to understand speech in the presence of noise. Our attempt to address this challenging problem encompasses several aspects:

- a. Improving the signal to noise ratio in sensory aids (hearing aids and cochlear implants). Recently we demonstrated a significant beneficial effect of a single channel Cochlear-based Noise Reduction Algorithm (CNRA) in hearing aids users and cochlear implants recipients. Further investigation is required for improving CNRA performance at lower SNRs and in different noise spectra.
- b. Investigating the influence of aging on the recognition of speech in background noise: Aging is known to induce physio-pathological changes in the entire auditory pathways. While there is a comprehensive documentation of this difficulty amongst elderly people aged 65 years and above, limited information is available on middle-aged listeners.

Another topic in our research is the estimation of the potential risk for hearing loss as a result of listening to music with Personal Listening Devices (PLDs). We are studying the function of the efferent auditory system in normal and pathological populations such as children and adults with Auditory Processing Disorders and Childhood Selective Mutism.

Cochlear Implants are another area of research interest. In particular we are studying the characteristic features of the electrical nerve response in cochlear implant recipients.

## Publications

Y. Shapira, L. Migirov, Y. Yaar-Soffer, **C. Muchnik**, M. Hildesheimer, Y. Henkin. Pain in cochlear implant recipients – An uncommon, yet serious consequence of cochlear implantation. *The Laryngoscope* 125:1946-1951, 2015.

R. Kaplan-Neeman, **C. Muchnik**, N. Amir. Listening to music with personal listening devices: monitoring the noise dose using a smartphone application. *International Journal of Audiology*, 56:400-407, 2017.



## Prof. Dorit Ravid, Ph.D.

Department of Occupational Therapy  
Stanley Steyer School of Health Professions  
Sackler Faculty of Medicine  
School of Education



TEL AVIV UNIVERSITY



Email: [doritr@post.tau.ac.il](mailto:doritr@post.tau.ac.il)  
URL: <http://doritavid.com>

# Language Acquisition and Development of Linguistic Literacy

## Position

Professor, School of Education and Sackler Faculty of Medicine

Vice-President, International Association for the Study of Child Language

Member, Academie Europea

## Research

We study the ways Israeli infants, toddlers, children and adolescents acquire the structures, meanings and functions of spoken and written Hebrew (and Arabic). Empirical and theoretical exploration of linguistic phenomena are conducted against general models of language and cognitive acquisition, on the one hand, and the typological properties and constraints of Hebrew (and Semitic) verbal expression, on the other. Human development is taken as the critical context within which native language learning can take place in children. Specific areas of current investigation are (inter alia) acquisition of Hebrew verb structure (root and *binyan*) and semantics in

mother-child dyads, children's peer talk and children's storybooks; linguistic input (maternal talk) to children and the relationship to their development in different socio-economic contexts; the emergence of syntactic constructions in children's development language; prepositions and prepositional phrases in spoken and written Hebrew development; the development of written text production abilities across the school years; narrative acquisition and narrative theory; morpho-syntactic constructions in learning to spell Hebrew.

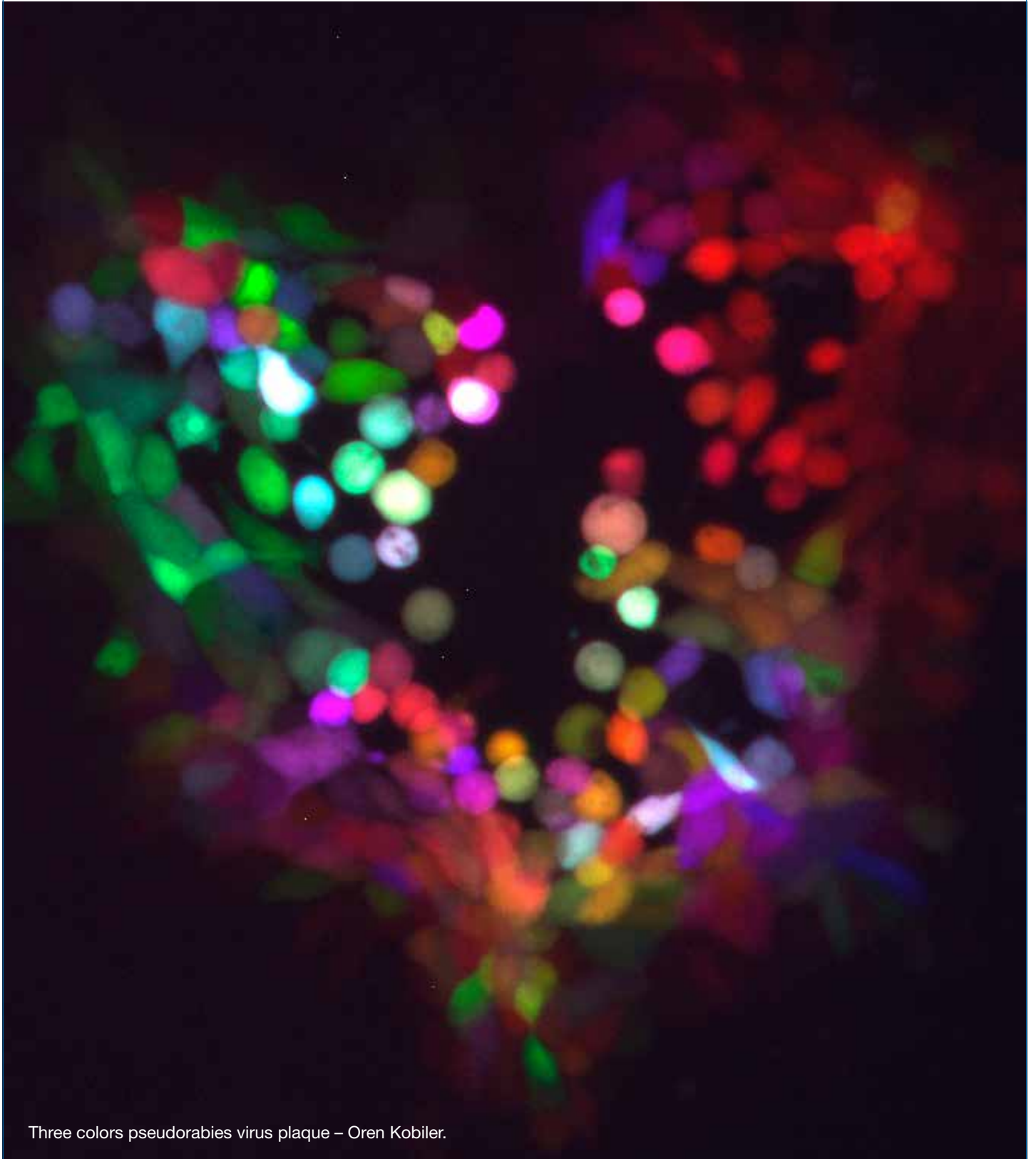
## Publications

**Ravid D**, Vered L. Hebrew verbal passives in Later Language Development: the interface of register and verb morphology. *J Child Lang.* 2017;44(6):1309-1336.

## Grants

2017-2021 Research grant, Israel Science Foundation

# Infectious Diseases



Three colors pseudorabies virus plaque – Oren Kobilier.





## Prof. Elhanan Borenstein, Ph.D.

Department of Human Microbiology and Immunology, Sackler Faculty of Medicine; Blavatnik School of Computer Science, Raymond & Beverly Sackler Faculty of Exact Sciences;



Email: [elbo@tauex.tau.ac.il](mailto:elbo@tauex.tau.ac.il)  
URL: <http://borensteinlab.com/>

# Computational Study of the Human Microbiome

### Positions

Associate Professor, Sackler Faculty of Medicine

Associate Professor, Blavatnik School of Computer Science

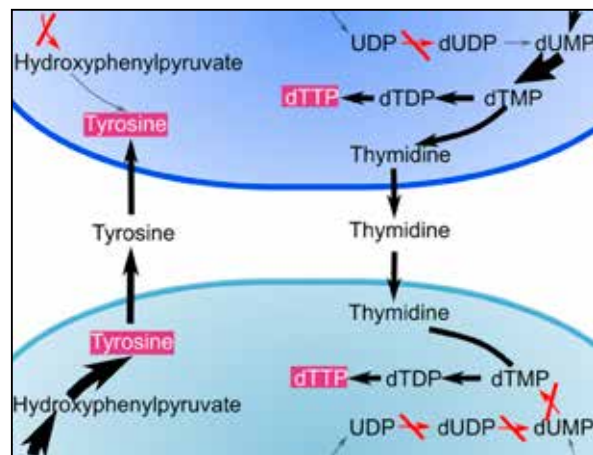
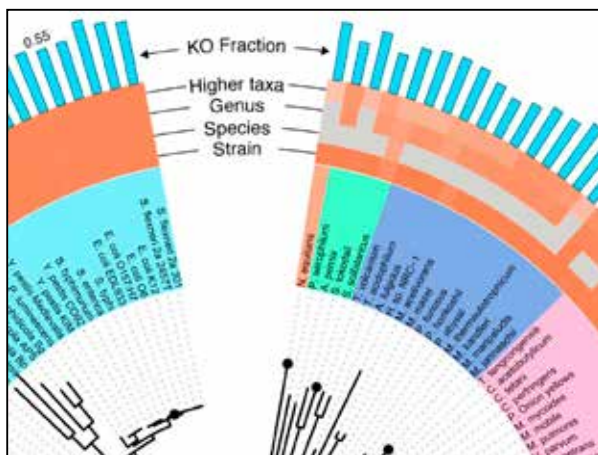
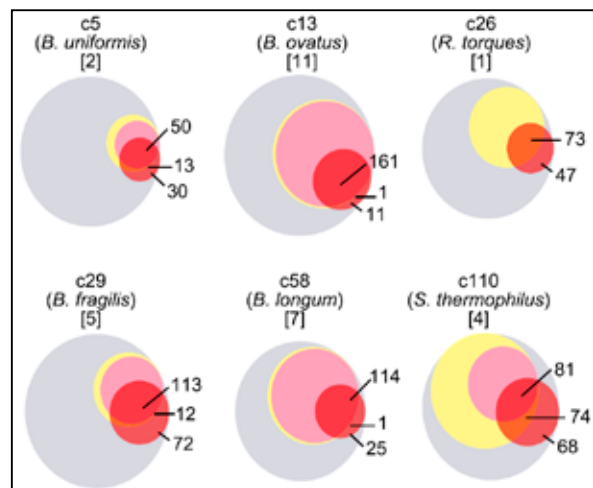
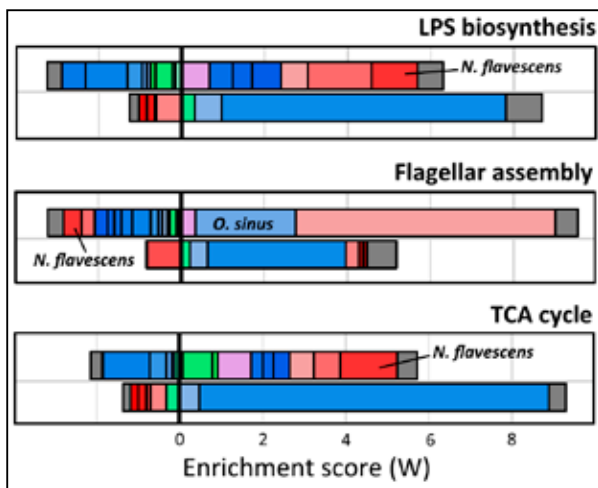
External Professor, Santa Fe Institute

Associate Editor, *PLOS Computational Biology*

Editorial Board, *Microbiome*

### Research

The human microbiome – the complex ensemble of microorganisms that populate the human body – has a tremendous impact on our health. World-wide research initiatives and recent advances in high-throughput technologies have provided exciting insights into the previously uncharted composition of the microbiome and revealed marked compositional changes associated with a wide range of diseases.



Computational systems biology of the human microbiome: Systematic characterization and analysis of the taxonomic drivers of functional shifts in the human microbiome (top left). Identification of strain-level copy-number variation across human gut microbiome species (top right). Comparative analysis of short-read functional metagenomic annotation (bottom left). Metabolic model-based analysis of the emergence of bacterial cross-feeding (bottom right)

To date, however, a system-level understanding of the human microbiome and of its impact on the host is still lacking.

To address this challenge, we develop a variety of novel computational methods for studying the human microbiome, analyzing multi-omic microbiome data, and informing microbiome-based therapy. Our research combines multiple computational approaches, including systems biology, metabolic and genomic modeling, metagenomic analysis, machine learning, data science, and complex networks theory. We specifically aim to go beyond simple comparative microbiome analyses and to study the microbiome as a complex ecosystem. This systems-level approach is crucial to resolving fundamental questions concerning the human microbiome and its role in human health, with numerous biomedical applications.

Research in the lab is multidisciplinary in nature and spans several levels of abstraction, ranging from state-of-the-art computational methods for analyzing microbiome metagenomic data to theoretical studies of mathematical and computational models.

Specific research topics include:

- Metagenomic systems biology and computational modeling of the human microbiome.
- Computational methods for multi-omic analysis of microbiome-derived data.
- Computational design of microbiome manipulation and microbiome-based therapy.
- Application of machine learning and data science to microbiome research.
- Model-based study of the relationship between the gut microbiome and the host diet.
- Species interaction, community structure, and assembly rules of microbial communities.
- Computational metagenomics and analysis of taxonomic and functional variation across health and disease.

## Publications

Hormozdiari F, Penn O, **Borenstein E**, Eichler EE. The discovery of integrated gene networks for autism and related disorders. *Genome Research*. 2015; 25(1):142-54.

Lachowiec J, Lemus T, **Borenstein E**, Queitsch C. Hsp90 promotes kinase evolution. *Molecular Biology and Evolution*. 2015; 32(1):91-9.

Waldor MK, Tyson G, **Borenstein E**, Ochman H, Moeller A, Finlay BB, Kong HH, Gordon JL, Nelson KE, Dabbagh K, Smith H. Where next for microbiome research. *PLoS Biology*. 2015; 13(1):e1002050.

Greenblum S, Carr R, **Borenstein E**. Extensive strain-level copy-number variation across human gut microbiome species. *Cell*. 2015; 160(4):583-594.

Manor O, **Borenstein E**. MUSiCC: a marker genes based framework for metagenomic normalization and accurate profiling of gene abundances in the microbiome. *Genome Biology*. 2015; 16:53.

Levy R, Carr R, Kreimer A, Freilich S, **Borenstein E**. NetCooperate: a network-based tool for inferring host-microbe and microbe-microbe cooperation. *BMC Bioinformatics*. 2015; 16:164.

Noecker C, Eng A, Srinivasan S, Theriot CM, Young VB, Jansson JK, Fredricks DN, **Borenstein E**. Metabolic model-based integration of microbiome taxonomic and Metabolomic Profiles Elucidates Mechanistic Links between Ecological and Metabolic Variation. *mSystems*. 2016; 1(1).

Manor O, Levy R, Pope CE, Hayden HS, Brittnacher MJ, Carr R, Radey MC, Hager KR, Heltshe SL, Ramsey BW, Miller SI, Hoffman LR, **Borenstein E**. Metagenomic evidence for taxonomic dysbiosis and functional imbalance in the gastrointestinal tracts of children with cystic fibrosis. *Scientific Reports*. 2016; 6:22493.

Press MO, Queitsch C, **Borenstein E**. Evolutionary assembly patterns of prokaryotic genomes. *Genome Research*. 2016; 26(6):826-33.

Eng A, **Borenstein E**. An algorithm for designing minimal microbial communities with desired metabolic capacities. *Bioinformatics*. 2016; 32(13):2008-16.

May DH, Timmins-Schiffman E, Mikan MP, Harvey HR, **Borenstein E**, Nunn BL, Noble WS. An alignment-free "metapeptide" strategy for metaproteomic characterization of microbiome samples using shotgun metagenomic sequencing. *Journal of Proteome Research*. 2016; 15(8):2697-705.

Snijders AM, Langley SA, Kim YM, Brislawn CJ, Noecker C, Zink EM, Fansler SJ, Casey CP, Miller DR, Huang Y, Karpen GH, Celniker SE, Brown JB, **Borenstein E**, Jansson JK, Metz TO, Mao JH. Influence of early life exposure, host genetics and diet on the mouse gut microbiome and metabolome. *Nature Microbiology*. 2016; 2:16221.

Noecker C, McNally CP, Eng A, **Borenstein E**. High-resolution characterization of the human microbiome. *Translational Research*. 2017; 179:7-23.

Mosites E, Sammons M, Otiang E, Eng A, Noecker C, Manor O, Hilton S, Thumbi SM, Onyango C, Garland-Lewis G, Call DR, Njenga MK, Wasserheit JN, Zambriski JA, Walson JL, Palmer GH, Montgomery J, **Borenstein E**, Omere R, Rabinowitz PM. Microbiome sharing between children, livestock and household surfaces in western Kenya. *PLoS One*. 2017; 12(2):e0171017.

Manor O, **Borenstein E**. Revised computational metagenomic processing uncovers hidden and biologically meaningful functional variation in the human microbiome. *Microbiome*. 2017; 5(1):19.

Manor O, **Borenstein E**. Systematic characterization and analysis of the taxonomic drivers of functional shifts in the human microbiome. *Cell Host & Microbe*. 2017; 21(2):254-267.

Whitney JC, Peterson SB, Kim J, Pazos M, Verster AJ, Radey MC, Kulasekara HD, Ching MQ, Bullen NP, Bryant D, Goo YA, Surette MG, **Borenstein E**, Vollmer W, Mougous JD. A broadly distributed toxin family mediates contact-dependent antagonism between gram-positive bacteria. *eLife*. 2017; 6.

Verster AJ, Ross BD, Radey MC, Bao Y, Goodman AL, Mougous JD, **Borenstein E**. The landscape of Type VI secretion across human gut microbiomes reveals its role in community composition. *Cell Host & Microbe*. 2017; 22(3):411-419.e4.

Matamouros S, Hayden HS, Hager KR, Brittnacher MJ, Lachance K, Weiss EJ, Pope CE, Imhaus AF, McNally CP, **Borenstein E**, Hoffman LR, Miller SI. Adaptation of commensal proliferating *Escherichia coli* to the intestinal tract of young children with cystic fibrosis. *Proceedings of the National Academy of Sciences of the United States of America*. 2018; 115(7):1605-1610.

McNally CP, Eng A, Noecker C, Gagne-Maynard WC, **Borenstein E**. BURRITO: An interactive multi-omic tool for visualizing taxa-function relationships in microbiome data. *Frontiers in Microbiology*. 2018; 9:365.

Eng A, **Borenstein E**. Taxa-function robustness in microbial communities. *Microbiome*. 2018; 6(1):45.

Rebollar EA, Gutiérrez-Preciado A, Noecker C, Eng A, Hughey MC, Medina D, Walke JB, **Borenstein E**, Jensen RV, Belden LK, Harris RN. The Skin microbiome of the neotropical frog *Craugastor fitzingeri*: inferring potential bacterial-host-pathogen interactions from metagenomic data. *Frontiers in Microbiology*. 2018; 9:466.

McNally CP, **Borenstein E**. Metabolic model-based analysis of the emergence of bacterial cross-feeding via extensive gene loss. *BMC systems biology*. 2018; 12(1):69.

Verster AJ, **Borenstein E**. Competitive lottery-based assembly of selected clades in the human gut microbiome. *Microbiome*. 2018; 6:186.

Lindfeldt M, Eng A, Darban H, Bjerkner A, Zetterström CK, Allander T, Andersson B, **Borenstein E**, Dahlin M, and Prast-Nielsen S. The ketogenic diet influences taxonomic and functional composition of the gut microbiota in children with severe epilepsy. *Biofilms and Microbiomes*, 5:5, 2019.

Nelson MT, Pope CE, Marsh RL, Wolter DJ, Weiss EJ, Hager KR, Vo AT, Brittnacher MJ, Radey MC, Hayden HS, Eng A, Miller SI, **Borenstein E**, Hoffman LR. Human and extracellular DNA depletion for metagenomic analysis of complex clinical infection samples yields optimized viable microbiome profiles. *Cell Reports* 26 (8), 2019.

Eng A, **Borenstein E**. Microbial community design: methods, applications, and opportunities, *Current Opinion in Biotechnology*, 2019.

## Reviews

Noecker C, **Borenstein E**. Getting personal about nutrition. *Trends in Molecular Medicine*. 2016; 22(2):83-85.

## Grants

2013-2019 NIAID/NIH: Impact of the vaginal microbiome on *Chlamydia trachomatis* acquisition (with Balkus)

2017-2021 NIH/NIGMS: Metabolic model-based integrative study of the relationship between the gut microbiome, metabolome, and diet

2018-2023 NIH/NIA: The Dog Aging Project: Genetic and Environmental Determinants of Healthy Aging in Companion Dogs (with D Promislow, M Kaerberlein, UW)

2016-2021 NIH/NIOSH: The Healthy Dairy Worker Study (with RA Fenske, UW)

2015-2019 NIH/NIDDK: The relationship of fecal microbiomes and nutritional status in CF (with L Hoffman, UW)



Dr. Natalia T. Freund, Ph.D.

Department of Clinical Microbiology and Immunology  
Sackler Faculty of Medicine



nfreund@tauex.tau.ac.il  
URL: <http://www3.tau.ac.il/nfreund/>

## Human Antibody Responses in Health and Disease

### Position

Senior Lecturer, Sackler Faculty of Medicine

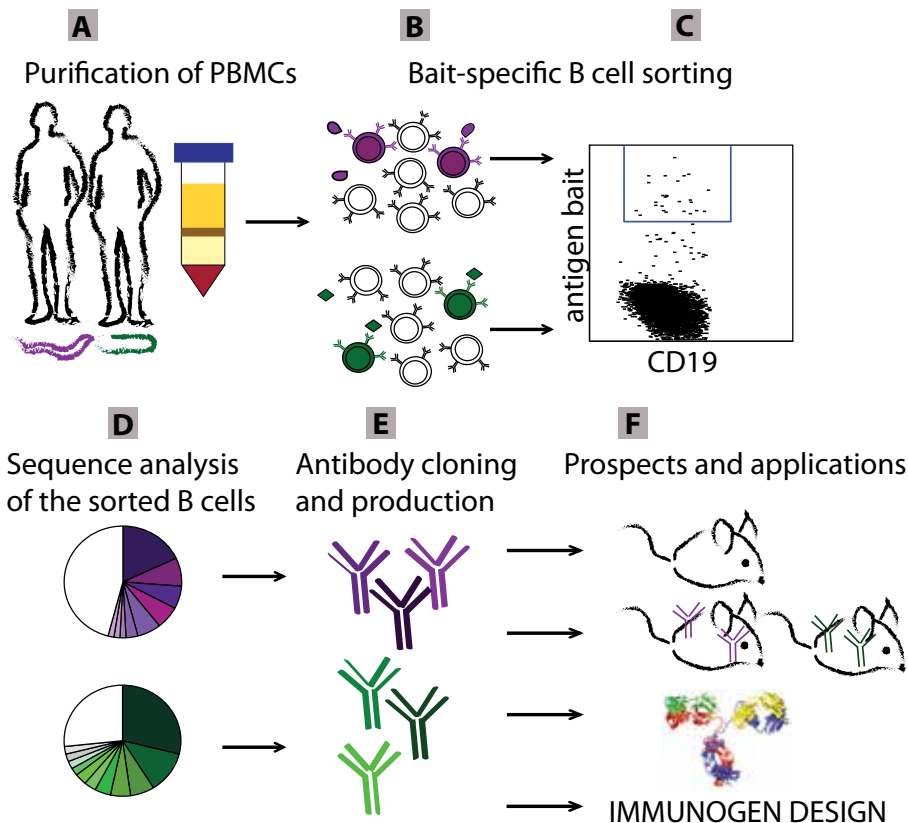
### Research

Antibodies are major players of the immune system and are the basis of most vaccines. Despite their important role, the mechanism by which they contribute to protection during disease, and how to elicit them, remains a mystery.

Each one of us possesses a diverse repertoire of naïve B cells, expressing one type of membrane antibody on each cell. This diversity allows us to respond to a variety of different invaders. When a naïve B cell encounters an antigen, it migrates to the secondary lymph organs, where it interacts

with other cells of the immune system. There, B cells undergo affinity maturation, which is one of the most remarkable phenomena in nature. During affinity maturation, somatic mutations are introduced in antibody genes, and subsequently both antibody strength and affinity are improved, while weak and autoimmune antibodies are deleted. B cells then differentiate into antibody-secreting plasma cells and long-lived memory B cells.

We use molecular immunology and genetics, combined with innovative single cell methods, to isolate high-affinity disease-specific antibodies from memory B cells of infected patients. The ultimate goal of our lab is to study pathogen:host interactions, as well discover novel antibody-based drugs and vaccines.



ANTI-PATHOGEN ANTIBODY PURIFICATION FROM PATIENTS. (A) Whole blood will be collected from infected patients. (B) B cells are enriched and (C) stained with pathogen-specific antigens-baits. The positive cells are single cell sorted. (D) The heavy and light chain genes of the sorted cells will be amplified by PCR and the sequences analyzed for clonality. (E) Antibodies that are part of expanded clones of antigen-specific B cells are cloned into expression vectors and produced recombinantly. (F) The antibodies are used in a variety of downstream applications.



## Publications

Barnes CO, Gristick HB, **Freund NT**, Escolano A, Lyubimov AY, Hartweger H, West AP Jr, Cohen AE, Nussenzweig MC, Bjorkman PJ. Structural characterization of a highly-potent V3-glycan broadly neutralizing antibody bound to natively-glycosylated HIV-1 envelope. *Nat Commun.* 2018;9:1251.

Medina-Ramírez M, Garces F, Escolano A, Skog P, de Taeye SW, Del Moral-Sanchez I, McGuire AT, Yasmeen A, Behrens AJ, Ozorowski G, van den Kerkhof TLGM, **Freund NT**, et al, Sanders RW. Design and crystal structure of a native-like HIV-1 envelope trimer that engages multiple broadly neutralizing antibody precursors in vivo. *J Exp Med.* 2017;214:2573-2590.

Wang H, Gristick HB, Scharf L, West Jr. AP, Galimidi RP, Seaman MS, **Freund NT**, Nussenzweig MC, Bjorkman PJ Asymmetric recognition of HIV-1 Env trimer by V1V2 loop-targeting antibodies. *Elife* 2017, 26;6.

**Freund NT**, Haoqing H, Scharf L, Nogueira L, Horwitz JA, Sievers S, Sok D, Golijanin J, Halper-Stromberg A, West A, Lorenzi JC, Toth I, Piechocka-Torcha A, Wang LX, Seaman MS, Burton D, Gazumyan A, Walker BD, Bjorkman PJ; Nussenzweig MC. Co-existence of potent HIV-1 broadly neutralizing antibodies and antibody-sensitive viruses in a viremic controller. *Science Trans. Med.* 2017, 18;9(373).

Escolano A, Steichen J, Dosenovic P, Kulp D, Golijanin J, Sok D, **Freund NT**, Araki T, Lowe S, Chen S, Heinemann J, Oliveira T, Gitlin A, Hui-Yao K, Georgeson E, Karen L, Francisco S, Gazumyan A, Burton D, Schief W.R, Nussenzweig M.C Sequential Immunization Elicits broadly neutralizing anti-HIV-1 antibodies in Ig knock in mice. *Cell.* 2016, 8;166:1445

Steichen J.M, Kulp D.W, Tokatlian, T, Escolano A, Dosenovic, P, Stanfield RL, McCoy L.E, Ozorowski G, Xiaozhen H, Kalyuzhniy, O, Briney B, Schiffner T, Garces F, **Freund NT**, Gitlin, A, Georgeson E, Kubitz M, Adachi Y, Jones M, Mutafyan A, Yun D.S,

Mayer C, Ward A, Burton D, Wilson IA, Irvine DJ, Nussenzweig MC, Schief WR. HIV vaccine design to target germline precursors of glycan-dependent broadly neutralizing antibodies. *Immunity* 2016, 20;45:483.

McGuire AT, Gray MD, Dosenovic P, Gitlin AD, **Freund NT**, Petersen J, Correnti C, Johnsen W, Kegel R, Stuart AB, Glenn J, Seaman MS, Schief WR, Strong RK, Nussenzweig MC, Stamatatos L. Specifically modified Env immunogens activate B-cell precursors of broadly neutralizing HIV-1 antibodies in transgenic mice. *Nat. Com.* 2016, 24;7:10618.

**Freund NT**, Horwitz JA, Nogueira L, Sievers SA, Scharf L, Scheid JF, Gazumyan A, Liu C, Velinzon K, Goldenthal A, Sanders RW, Moore JP, Bjorkman PJ, Seaman MS, Walker BD, Klein F, Nussenzweig MC. A new glycan-dependent CD4-binding site neutralizing antibody exerts pressure on HIV-1 In vivo. *PLoS Pathog.* 2015, 30;11:e1005238.

**Freund NT**, Roitburd-Berman A, Sui J, Marasco WA, Gershoni JM. Reconstitution of the receptor-binding motif of the SARS coronavirus *Protein Eng. Des. Sel.* 2015, 28:567-75.

**Freund NT**, Scheid JF, Mouquet H, Nussenzweig MC. Amplification of highly mutated human Ig lambda light chains from an HIV-1 infected patient. *J Immunol Methods.* 2015, 418:61-5.

Dosenovic P, von Boehmer L, Escolano A, Jardine J, **Freund NT**, Gitlin AD, McGuire AT, Kulp DW, Oliveira T, Scharf L, Pietzsch J, Gray MD, Cupo A, van Gils MJ, Yao KH, Liu C, Gazumyan A, Seaman MS, Björkman PJ, Sanders RW, Moore JP, Stamatatos L, Schief WR, Nussenzweig MC. Immunization for HIV-1 Broadly Neutralizing Antibodies in Human Ig Knockin Mice. *Cell.* 2015, 18;161(7):1505-15.

## Grants

2020-2021      Campbell Foundation



## Prof. Fuad Iraqi, Ph.D.

Department of Human Microbiology and Immunology  
Sackler Faculty of Medicine



Email: fuadi@post.tau.ac.il

# Genetic Bases of Host Response to Infections and Chronic Diseases

## Position

Professor, Sackler Faculty of Medicine

Chair, Department of Clinical Microbiology and Immunology

## Research

The research in my laboratory is focused on understanding the genetic bases of host response to infections and chronic diseases, which are important for human health. My team uses mouse model for speeding up the process of identifying such genes, which may involved of making some people resistant to a diseases while others are not. After finding the genes in mouse, it will be possible to identify the homologous genes in human. The product of our research can be used in developing new prevention and treatment tools for these diseases.

The main ongoing research projects at his lab are:

Identifying and characterizing genes involved in host response to bacterial infection by *Klebsiella Peumonia*.

Identifying and characterizing genes involved in host response to fungal infection by *Aspergillus Fumigatus* (Aspergillosis)

Identifying and characterizing genes involved in host response to bacterial that causes dental infection (periodontitis)

Identifying and characterizing genes involved in development of type-2 diabetes (T2D) in humans as a result of obesity and high fat-diet.

Identifying and characterizing genes involved in host immune response to infectious and chronic diseases.

Identifying and characterizing genes involved in development of colon cancer.

## Publications

Dorman A, Daria Baer, Tomlinson I, Mott R and **Iraqi FA** (2015) Intestinal polyp development in Collaborative Cross mice carrying the *ApcMin/+* mutation. *Am Int J Cont Sci Res* 396: 1.

Lore' NI, **Iraqi FA** and Bragonzi A (2015) Host genotype an important determinant factor of *Pseudomonas aeruginosa* susceptibility in the Collaborative Cross mice. *BMC Genetics* 16 (106).

Levy R, Mott RF, **Iraqi FA**, Gabet Y (2015) Collaborative cross mice in a genetic association study reveal new candidate genes for bone microarchitecture. *BMC Genomics* 16:1013: 1-14.

Abu Toamih-Atamni HJ, Mott R, Soller M and **Iraqi FA** (2016) High-fat induced development of increased fasting glucose levels and impaired response to intraperitoneal glucose challenge in collaborative cross mouse reference population. *BMC Genetics* 17:10.

Dorman A, Daria Baer, Tomlinson I, Mott R and **Iraqi FA** (2016) Genetic analysis of intestinal polyp development in Collaborative Cross mice carrying the *ApcMin/+* mutation. *BMC Genetics* 17:46.

De Simone M, Spagnuolo L, Ivan Lorè N, Cigana C, De Fino I, Broman KW, **Iraqi FA**, Bragonzi A (2016) Mapping genetic determinants of host susceptibility to *Pseudomonas aeruginosa* lung infection in mice. *BMC Genomics* 17(1).

Abu Toamih-Atamni H, Botzman M, Mott R, Gat-Vicks I, **Iraqi FA** (2016) Mapping Quantitative Trait Loci associated with host susceptibility to non-alcoholic fat liver accumulations using collaborative cross mouse genetic reference population. *Mamm Genome*.

Nashef A, Abu-Toamih Atamni HJ, Buchnik Y, Hasturk H, Kantarci A, Stephens D, Wiess EI, Hour-Haddad Y, **Iraqi FA**. (2017) Collaborative Cross mouse population for studying alveolar bone changes and

impaired glucose tolerance comorbidity after high-fat diet consumption. *J Periodontol*. 88:e150-e158.

Nashef A, Agbaria M, Shusterman A, Lorè NI, Bragonzi A, Wiess E, Houry-Haddad Y, **Iraqi FA**. (2017) Dissection of host susceptibility to bacterial infections and its toxins. *Methods Mol Biol*. 1488:551-578.

Molenhuis RT, Bruining H, Brandt MJV, van Soldt PE, Abu-Toamih Atamni HJ, Burbach JPH, **Iraqi FA**, Mott RF, Kas MJH. Modeling the quantitative nature of neurodevelopmental disorders using Collaborative Cross mice. *Mol Autism*. 2018;9:63.

Abu Toamih Atamni H, Nashef A, **Iraqi FA**. The Collaborative Cross mouse model for dissecting genetic susceptibility to infectious diseases. *Mamm Genome*. 2018;29:471-487.

### Review and editorials

Meehan T, Blake A, Bottomley J, Castro A, Fessele S, Fray M, Kenyon J, Koscielny G, Mallon AM, Massimi M, Matteoni R, Relac M, Steinkamp R, Wilkinson P, Hrabe de Angelis M, Brown S, Tocchini-Valentini G, Herault Y, Ramirez-Solis R, Kollias G, Ulfhake B, Demengeot J, Fremont C, Bosch F, Montoliu L,

Flicek RSP, Schughart K, Brakebusch C, Sedlacek R, Radislav T, McKerlie C, Malissen B, **Iraqi FA**, Jonkers J, Holger R, Huylebroeck D, Parkinson H, Raess M, Hagn M. (2015) INFRAFRONTIER- Providing mutant mouse resources as research tools for the international scientific community. *Nucleic Acid Res* 43: 1171-1175.

Abu-Hussein M, Watted N, Yehia M, Proff P and **Iraqi FA** (2015) Clinical genetic basis of tooth agenesis. *J Dent Med Sci* 14: 1-10.

Kafkafi N, Agassi J, Chesler EJ, Crabbe JC, Crusio WE, Eilam D, Gerlai R, Golani I, Gomez-Marin A, Heller R, **Iraqi F**, Jaljuli I, Karp NA, Morgan H, Nicholson G, Pfaff DW, Richter SH, Stark PB, Stiedl O, Stodden V, Tarantino LM, Tucci V, Valdar W, Williams RW, Würbel H, Benjamini Y. Reproducibility and replicability of rodent phenotyping in preclinical studies. *Neurosci Biobehav Rev*. 2018;87:218-232.

### Grants

2016-2020	United States-Israel Binational Science Foundation (BSF)
2018-2020	German-Israel Foundation Grant (GIF)



## Dr. Oren Kobiler, M.D., Ph.D.

Department of Clinical Microbiology and Immunology  
Sackler Faculty of Medicine



Email: [okobiler@post.tau.ac.il](mailto:okobiler@post.tau.ac.il)  
URL: <http://www.tau.ac.il/~okobiler>



# Investigating Viral Genetic Diversity

## Position

Senior Lecturer, Sackler Faculty of Medicine

## Research

Our research is focused on understanding how viruses generate and maintain genetic diversity. All virus populations display high genomic diversity, which provides opportunities for survival in the constantly changing environment. In many cases, such diversity results in failure of antiviral treatment (resistance to vaccines and antiviral drugs) and the emergence of zoonotic viral pathogens. DNA viruses and segmented RNA viruses exploit recombination and reassortment as mechanisms for diversity creation. We are interested in the mechanisms allowing DNA viral recombination and finding ways to inhibit these mechanisms.

## Publications

Yamin D., Jones F.K., DeVincenzo J.P., Gertler S., **Kobiler O.**, Townsend J.P. and Galvani A.P. (2016). Vaccination strategies against RSV. *Proc Natl Acad Sci USA*. 113 (46), 13239-44

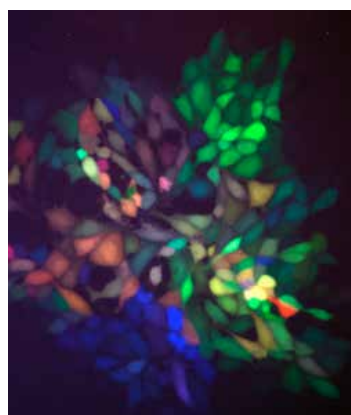
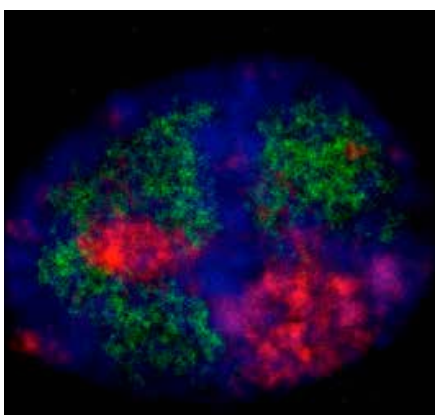
Cohen E. and **Kobiler O.** (2016). Herpes simplex virus-1 gene expression correlates with the number of viral genomes initiating infection in single cells. *PLoS Pathogens* 12 (12), e1006082

Shapira L., Ralph M., Tomer E., Cohen S. and **Kobiler O.** (2016). Histone Deacetylase inhibitors reduce the number of herpes simplex virus-1 genomes initiating expression in individual cells. *Front. Microbiol.* 7:1970.

Drayman N, Karin O, Mayo A, Danon T, Shapira L, Rafael D, Zimmer A, Bren A, **Kobiler O** and Alon U (2017). Dynamic proteomics of herpes simplex virus infection. *mBio* 8:e01612-17.

## Grants

- 2014-2019 Grant, Israel Science Foundation (ISF)
- 2014-2019 Equipment Grant, Israel Science Foundation (ISF)
- 2016-2020 BSF, co-PI Dr. Weitzman Matthew



A. Spread of three alpha herpesviruses (each expressing a different XFP) from a single infected cell suggests that only a limited number of viral genomes are able to be expressed and replicated inside a single cell. B. Replication compartments in a single nucleus infected with two alphaherpesviruses suggest that genomes remain in separate territories in the nucleus.





## Prof. Nir Osherov, Ph.D.

Department of Human Microbiology and Immunology  
Sackler Faculty of Medicine



Email: [nosherov@post.tau.ac.il](mailto:nosherov@post.tau.ac.il)  
URL: <http://www.tau.ac.il/~nosherov/index.html>

# Human Mold Infections

## Positions

Associate Professor, Sackler Faculty of Medicine  
Chair, M.Sc. Committee, Sackler School of Medicine  
Director, Ella Kodesz Institute of Host Defense against Infectious Diseases

## Research

*Aspergillus fumigatus* is the most common mold pathogen of human beings, causing invasive diseases in immunocompromised (cancer after chemotherapy, bone marrow transplant etc) patients. Poor diagnostic tools and the ineffectiveness of antifungal drugs against established *Aspergillus* infections combine to result in high mortality following *A. fumigatus* infection. Left untreated, mortality rates from invasive pulmonary aspergillosis (IPA) exceed 90% and even following aggressive antifungal treatment fatality rates of 50-70% are common.

The goals of my lab are:

To understand what enables this mold to be such an effective and dangerous pathogen of immunocompromised patients

To develop novel modes of treatment including new antifungal compounds, targeted antibodies and nano medicines.

## Publications

Dietl AM, Binder U, Shadkchan Y, **Osherov N**, Haas H. Siroheme is essential for assimilation of nitrate and sulfate as well as detoxification of nitric oxide but dispensable for murine virulence of *Aspergillus fumigatus*. *Front Microbiol.* 2018;9:2615.

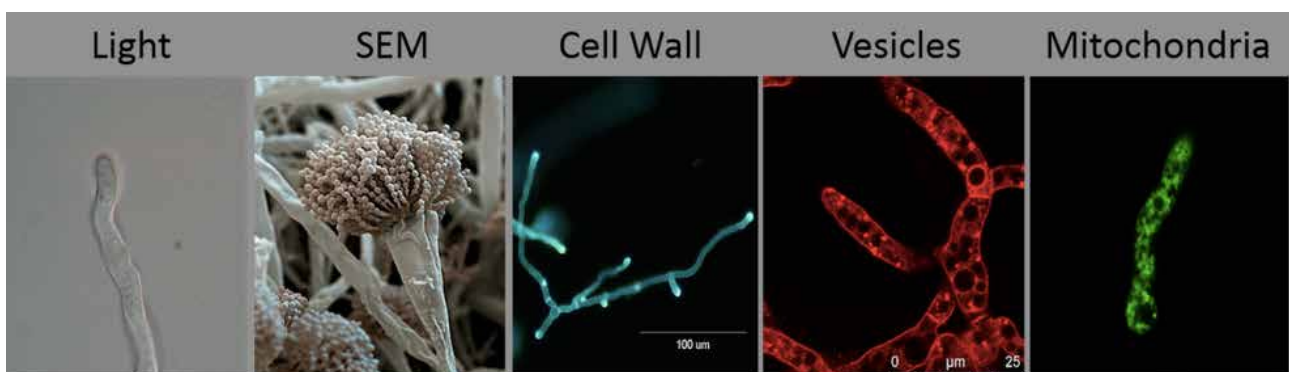
Dietl AM, Meir Z, Shadkchan Y, **Osherov N**, Haas H. Riboflavin and pantothenic acid biosynthesis are crucial for iron homeostasis and virulence in the pathogenic mold *Aspergillus fumigatus*. *Virulence.* 2018;9:1036-1049.

Yang K, Shadkchan Y, Tannous J, Landero Figueroa JA, Wiemann P, **Osherov N**, Wang S, Keller NP. Contribution of ATPase copper transporters in animal but not plant virulence of the crossover pathogen *Aspergillus flavus*. *Virulence.* 2018;9:1273-1286.

Meir Z, **Osherov N**. Vitamin biosynthesis as an antifungal target. *J Fungi (Basel).* 2018;4(2).

Bertuzzi M, Hayes GE, Icheoku UJ, van Rhijn N, Denning DW, **Osherov N**, Bignell EM. Anti-aspergillus activities of the respiratory epithelium in health and disease. *J Fungi (Basel).* 2018;4(1).

Wiemann P, Perevitsky A, Lim FY, Shadkchan Y, Knox BP, Landero Figueora JA, Choera T, Niu M, Steinberger AJ, Wüthrich M, Idol RA, Klein BS, Dinauer MC, Huttenlocher A, **Osherov N**, Keller NP.



The pathogenic mold *Aspergillus fumigatus*

*Aspergillus fumigatus* copper export machinery and reactive oxygen intermediate defense counter host copper-mediated oxidative antimicrobial offense. *Cell Rep.* 2017;19:2174-2176.

Ben Yaakov D, Shadkchan Y, Albert N, Kontoyiannis DP, **Oshero N**. The quinoline bromoquinol exhibits broad-spectrum antifungal activity and induces oxidative stress and apoptosis in *Aspergillus fumigatus*. *J Antimicrob Chemother.* 2017;72:2263-2272.

Kaltdorf M, Srivastava M, Gupta SK, Liang C, Binder J, Dietl AM, Meir Z, Haas H, **Oshero N**, Krappmann S, Dandekar T. Systematic identification of anti-fungal drug targets by a metabolic network approach. *Front Mol Biosci.* 2016;3:22.

**Oshero N**, Ben-Ami R. Modulation of host angiogenesis as a microbial survival strategy and therapeutic target. *PLoS Pathog.* 2016;12:e1005479.

Vaknin Y, Hillmann F, Iannitti R, Ben Baruch N, Sandovsky-Losica H, Shadkchan Y, Romani L, Brakhage A, Knemeyer O, **Oshero N**. Identification and characterization of a novel *aspergillus fumigatus* rhomboid family putative protease, RbdA, Involved in hypoxia sensing and virulence. *Infect Immun.* 2016;84:1866-78.

Hover T, Maya T, Ron S, Sandovsky H, Shadkchan Y, Kijner N, Mitiagin Y, Fichtman B, Harel A, Shanks

RM, Bruna RE, García-Véscovi E, **Oshero N**. Mechanisms of bacterial (*Serratia marcescens*) attachment to, migration along, and killing of fungal hyphae. *Appl Environ Microbiol.* 2016;82:2585-94.

Halperin A, Shadkchan Y, Pisarevsky E, Szpilman AM, Sandovsky H, **Oshero N**, Benhar I. Novel water-soluble amphotericin B-PEG conjugates with low toxicity and potent in vivo efficacy. *J Med Chem.* 2016;59:1197-206.

Ben Yaakov D, Rivkin A, Mircus G, Albert N, Dietl AM, Kovalerchick D, Carmeli S, Haas H, Kontoyiannis DP, **Oshero N**. Identification and characterization of haemofungin, a novel antifungal compound that inhibits the final step of haem biosynthesis. *J Antimicrob Chemother.* 2016;71:946-52.

Mircus G, Albert N, Ben-Yaakov D, Chikvashvili D, Shadkchan Y, Kontoyiannis DP, **Oshero N**. Identification and characterization of a novel family of selective antifungal compounds (CANBEFs) that interfere with fungal protein synthesis. *Antimicrob Agents Chemother.* 2015;59:5631-40.

#### Grants

- |           |   |
|-----------|---|
| 2018-2022 | Israel Science Foundation Network 'Moked' |
| 2018-2020 | China-Israel Grant                        |



## Prof. Udi Qimron, Ph.D.

Department of Clinical Microbiology and Immunology  
Sackler Faculty of Medicine



Email: ehudq@post.tau.ac.il  
URL: <http://www.tau.ac.il/~ehudq/>

# Host-Virus Interactions in Bacterial Systems

## Position

Professor, Sackler Faculty of Medicine

## Research

Our laboratory studies basic aspects of bacteriophage growth with emphasis on phage interactions with their bacterial hosts, and particularly, the recently identified bacterial defense system, the CRISPR. Our ultimate objective is to identify novel phage products and strategies that will assist in overcoming drug resistant pathogens.

We combine genetic and biochemical approaches to identify and characterize interactions of phage proteins with other phage or host proteins. Specifically, we employ the T7 phage and its *Escherichia coli* host as models. We use high throughput screening systems, transposon mutagenesis, tandem affinity purification, mass spectrometry, and classical as well as modern bacterial genetic methods to identify and characterize these viral-host interactions.

## Publications

Yosef I, Manor M, Kiro, R, **Qimron U**. Temperate and lytic bacteriophages programmed to sensitize and kill antibiotic-resistant bacteria. *Proc Natl Acad Sci USA*, 112:7267-7272, 2015.

Levy A\*, Goren MG\*, Yosef I, Auster O, Manor M, Amitai G, Edgar R, **Qimron U**†, #, Sorek R†# Spacer acquisition biases explain preference for foreign DNA in CRISPR adaptation. *Nature*, 520, 505-510, 2015. Recommended by F1000.

Yosef I, Manor M, Kiro R and **Qimron U**. Temperate and lytic bacteriophages programmed to sensitize and kill antibiotic-resistant bacteria. *Proc Natl Acad Sci USA*, 112, 7267-7272, 2015.

Yosef I, Edgar R, Levy A, Amitai G, Sorek R, Munitz A, and **Qimron U**. Natural selection underlies apparent stress-induced mutagenesis in a bacteriophage infection model. *Nature Microbiol*, 1, article #16047, 2016.



Goren MG, Doron S, Globus R, Amitai G, Sorek R , and **Qimron U**<sup>\*</sup>. Repeat size determination by two molecular rulers in the type I-E CRISPR array. *Cell Reports*, 16(11):2811-8, 2016.

Yosef I, Goren MG, Globus R, Molshanski-Mor S, and **Qimron U**. Extending the host range of bacteriophage particles for DNA transduction. *Molecular Cell*, 66(5):721-728, 2017. Cover page – *Molecular Cell* June 1, 2017.

Manor M. and **Qimron U**. Selection of Genetically Modified Bacteriophages Using the CRISPR-Cas System. *Bio-Protocol*, in press.

### Reviews

Yosef I and **Qimron U**. Microbiology News and Views: How bacteria get spacers from invaders. *Nature*, 519, 166-167, 2015.

Yosef I, Manor M, and **Qimron U**. Counteracting selection for antibiotic-resistant bacteria. *Bacteriophage*, in press.

Goren MG, Yosef I, and **Qimron U**. Programming bacteriophages by swapping their specificity determinants. *Trends Microbiol*, 23, 744-746, 2015.

Sternberg S, Richter H, Charpentier E, and **Qimron U**. Adaptation in CRISPR-Cas systems. *Molec Cell*, 61(6):797-808, 2016.

Yosef I, Edgar R, and **Qimron U**. Phenotypic heterogeneity in a bacteriophage population only appears as stress-induced mutagenesis. *Curr Genet*, 62(4):771-773.

Goren MG, Yosef I, and **Qimron U**. Sensitizing pathogens to antibiotics using the CRISPR-Cas system. *Drug Res Updates*, 30:1-6, 2017.

Globus R, and **Qimron U**. A Technological and Regulatory Outlook on CRISPR Crop Editing. *J Cell Biochem*, 119:1291-1298, 2018.

Reichman H, Itan M, Rozenberg P, Yarmolovski T, Brazowski E, Varol C, Gluck N, Shapira S, Arber N, **Qimron U**, Karo-Atar D, Lee JJ, Munitz A. Activated eosinophils exert antitumorigenic activities in colorectal cancer. *Cancer Immunol Res*. 2019.

Auster O, Globus R, Yosef I, **Qimron U**. Optimizing DNA transduction by selection of mutations that evade bacterial defense systems. *RNA Biol*. 2018:1-5.

Tabib-Salazar A, Liu B, Barker D, Burchell L, **Qimron U**, Matthews SJ, Wigneshweraraj S. T7 phage factor required for managing RpoS in *Escherichia coli*. *Proc Natl Acad Sci USA*. 2018;115:E5353-E5362.

### Grants

2014-2019 Israel Science Foundation Grant

2019-2022 European Research Council Consolidator Grant





## Dr. Dor Salomon, Ph.D.

Department of Clinical Microbiology and Immunology  
Sackler Faculty of Medicine



Email: [dorsalomon@mail.tau.ac.il](mailto:dorsalomon@mail.tau.ac.il)  
URL: <http://www.dorsalomonlab.com>

# Bacterial Protein Secretion Systems and Toxins

## Positions

Senior Lecturer, Sackler Faculty of Medicine

## Research

Our lab is interested in the recently discovered Type VI Secretion Systems (T6SSs) and the toxins they deliver. We are pursuing discovery-driven research and translational approaches to utilize the T6SS and its toxins as platforms for the development of novel antibacterial treatments.

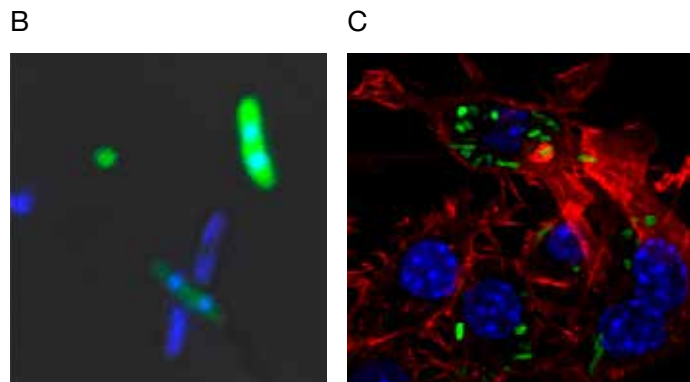
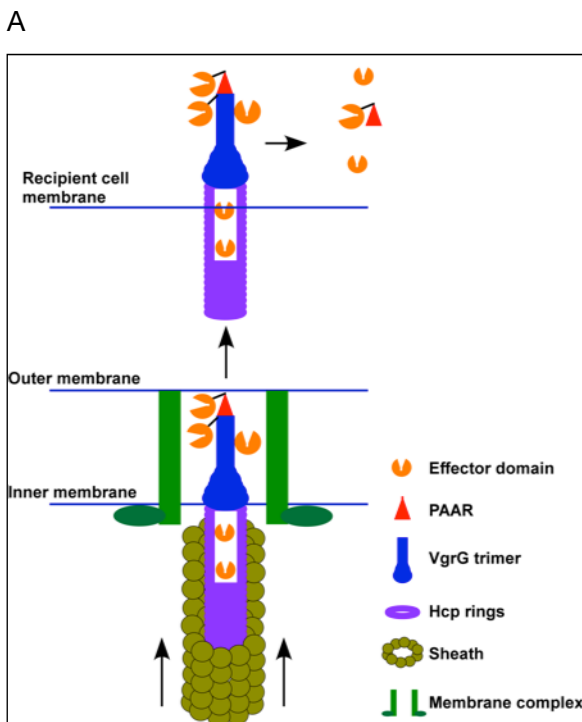
The T6SS is a contact-dependent protein delivery system that is found in many Gram-negative bacteria. It uses a contractile apparatus to propel an inner-tube, which is decorated with toxic effector proteins, outside of the bacterial cell and into an adjacent recipient cell, where effectors are deployed. The T6SS is unique as it can deliver toxins directly into eukaryotic host cells as well as into competing

bacterial cells, and thus mediates both virulence and antibacterial toxicities.

We employ a multi-disciplinary approach to identify T6SSs activities and toxins in various bacterial pathogens. Using molecular biology, genetics, microbiology, biochemistry, microscopy, proteomics, and bioinformatic tools, we are identifying novel virulent and antibacterial toxins and determine their mechanism of action and their targets. In addition, we study T6SSs in pathogenic bacteria and determine their contribution to pathogenicity, inter-bacterial competition, and dissemination in the environment.

## Publications

Fridman, CM., Keppel, K., Gerlic, M., Bosis, E.#, & **Salomon, D.#** (2020). A comparative genomics methodology reveals a widespread family of membrane-disrupting T6SS effectors. *Nature*



Type VI secretion systems (T6SSs) deliver effectors mediating antibacterial and virulence toxic activities. (A) A scheme of the T6SS. (B) Bacterial attackers (blue) using a T6SS with nuclease effectors to kill prey bacteria (green). (C) Bacteria (green) using a T6SS to allow survival and replication within a macrophage (red=actin cytoskeleton, blue = DNA).

*Communications*, accepted for publication. # Co-corresponding authors

Cohen, H., Baram, N., Edry-Botzer, L., **Salomon, D.**, & Gerlic, M. # (2020). Vibrio pore-forming leukocidin activates pyroptotic cell death via the NLRP3 inflammasome. *Emerging Microbes & Infections*. 9(1):278-290 # Co-corresponding authors

Jana, B., Fridman, CM., Bosis, E. #, & **Salomon, D.** # (2019). A modular effector with a DNase domain and a marker for T6SS substrates. *Nature Communications*, 10:3595 # Co-corresponding authors

Ben-Yaakov, R. & **Salomon, D.** (2019). The regulatory network of *Vibrio parahaemolyticus* type VI secretion system 1. *Environmental Microbiology*, 21(7):2248-2260.

Dar Y, **Salomon D**, Bosis E. The antibacterial and anti-eukaryotic Type VI secretion system MIX-effector repertoire in *Vibrionaceae*. *Mar Drugs*. 2018;16(11).

Ray A, Schwartz N, de Souza Santos M, Zhang J, Orth K, **Salomon D**. Type VI secretion system MIX-effectors carry both anti-bacterial and anti-eukaryotic activities. *EMBO Reports*. 2017, 18(11):1978-1990.

Li P, Kinch LN, Ray A, Dalia AB, Cong Q, Nunen LM, Camilli A, Grishin NV, **Salomon D** #, Orth K #. Acute Hepatopancreatic Necrosis Disease (AHPND)-

causing *Vibrio parahaemolyticus* strains maintain an antibacterial Type VI Secretion system with versatile effector repertoires. *Appl Environ Microbiol*. 2017, 83(13): e00737-17. # Corresponding authors

Ray A, Kinch LN, de Souza Santos M, Grishin NV, Orth K #, **Salomon D** #. Proteomics analysis reveals previously uncharacterized virulence factors in *Vibrio proteolyticus* *mBio*. 2016, 7(4):e01077-16. # Corresponding authors

**Salomon D**. MIX and match: mobile T6SS MIX-effectors enhance bacterial fitness. *Mob Genet Elements*. 2016, 6:e1123796.

**Salomon D**, Klimko JA, Trudgian DC, Kinch LN, Grishin NV, Mirzaei H, Orth K. Type VI secretion system toxins horizontally shared between marine bacteria. *PLoS Pathog*. 2015, 25;11:e1005128.

### Grants

2016-2019	Alon Fellowship
2017-2022	European Research Council (ERC) Starting Grant
2017-2021	Israeli Science Foundation (ISF) Grant
2020-2022	Recanati Foundation Grant



## Prof. Esther Segal, Ph.D.

Department of Clinical Microbiology and Immunology



TEL AVIV UNIVERSITY



Email: segale@post.tau.ac.il

# Investigating the Pathogenesis of Candidiasis, Epidemiology of Dermatophytosis and Experimental Antifungal Drugs

## Positions

Professor (Emeritus), Sackler Faculty of Medicine

President, Israel Society of Medical Mycology (ISMM)

Board Member (Treasurer), European Confederation of Medical Mycology (ECMM)

FECMM, Fellow of ECMM

Honorary Member of International Society of Human and Animal Mycology (ISHAM)

## Research

We focus on studying phenotypic and genotypic characteristics of clinical *Candida albicans* strains from systemic and mucosal candidiasis in vitro and in vivo in experimental animal models, mice and *Galleria mellonella*.

We developed experimental antifungal drugs: the polyenes Amphotericin B (AMB) and Nystatin (NYT) associated with Intralipid (IL): AMB-IL and NYT-IL. Currently we assess susceptibility of the *C. albicans* clinical strains to AMB-IL and NYT-IL.

We investigate the epidemiology of dermatophytoses in Israel, in the general population and in the military.

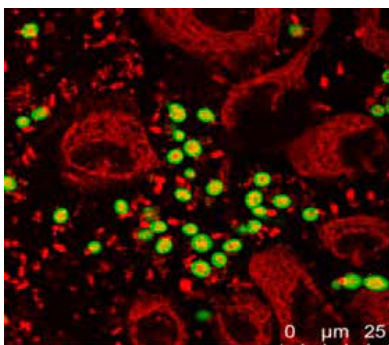
## Publications

**Segal E**, Frenkel M. Dermatophyte infections in environmental contexts. *Res.Microbiol.* 2015; 166:564-9

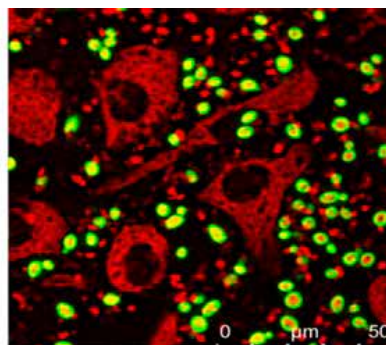
Semis R, Nahmias M, Lev S, Frenkel M, **Segal E**. Evaluation of antifungal combinations of nystatin-intralipid against *Aspergillus terreus* using checkerboard and disk diffusion methods. *J Mycol Med.* 2015;25:63-70

Segal R, Shemer A, Hochberg M, Keness Y, Shvarzman R, Mandelblat M, Frenkel M, **Segal E**. Onychomycosis in Israel: epidemiological aspects. *Mycoses.* 2015; 58: 133-9

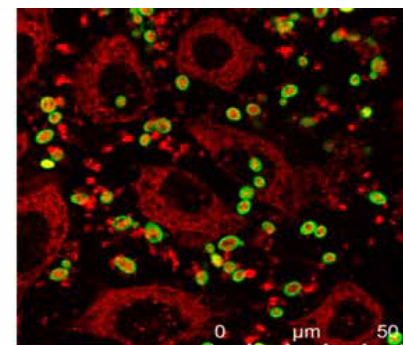
Frenkel M, Mandelblat M, Alastruey-Izquierdo A, Mendlovic S, Semis R, **Segal E**. Pathogenicity of *Candida albicans* isolates from bloodstream and mucosal candidiasis assessed in mice and *Galleria mellonella*. *J Mycol Med.* 2016; 261-8



CBS strain



S strain



M strain

Confocal microscopy of *C. albicans* strains adhering to HACAT cells showing strongly adherent strain from *Candida* bloodstream infection and weakly adherent strain from vaginal infection.

Mandelblat M, Frenkel M, Abbey D, Ben Ami R, Berman J, **Segal E**. Phenotypic and genotypic characteristics of *Candida albicans* isolates from bloodstream and mucosal infections. *Mycoses*. 2017 60:534-545

**Segal E**. Testing antifungal vaccines in an animal model of invasive candidiasis and in human mucosal candidiasis. *Methods Mol Biol*. 2017;1625:343-353

#### Grants

2018-2019    Maratier Fund





## Dr. Ella Sklan, Ph.D.

Department of Clinical Microbiology and Immunology  
Sackler Faculty of Medicine



E-mail: sklan@post.tau.ac.il

# Viral Host Interactions of RNA Viruses

## Position

Senior Lecturer, Sackler Faculty of Medicine

## Research

Our long-term goal is identification and characterization of the interactions of viruses with their host cells. Our current model systems include Ebola virus, Dengue virus and Hepatitis C and D viruses.

Current projects in the lab include:

1. Development of systems for the identification and characterization of new interactions between viral and host cell proteins.

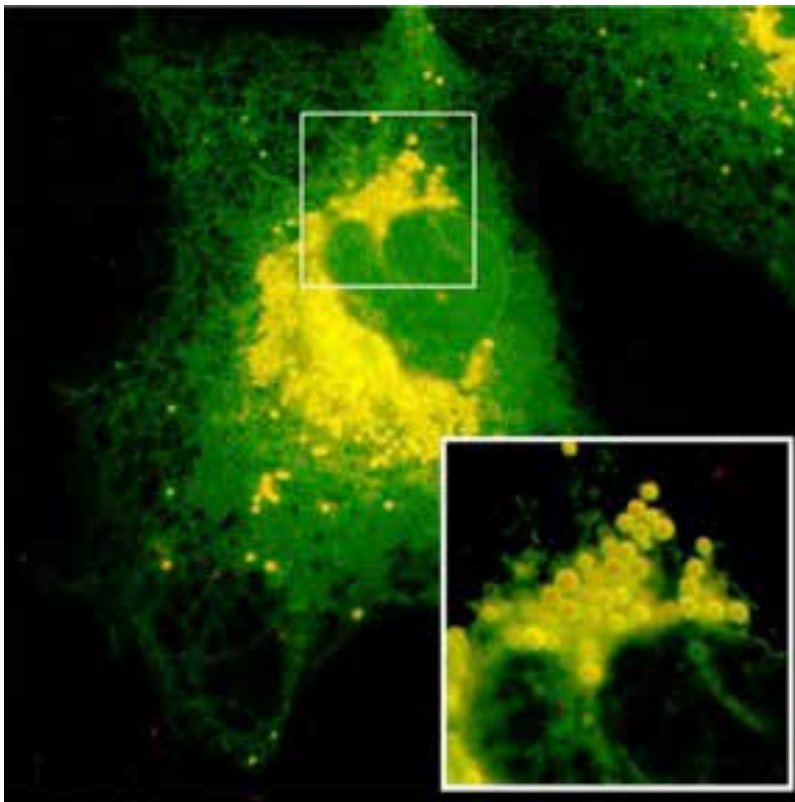
2. Using live cell imaging techniques to study viral-host interactions.

3. Identification of the mechanism of action of antiviral interferon stimulated genes.

## Publications

David, N, Yaffe Y, Hagoel L, Elazar M, Glenn JS, Hirschberg K, **Sklan EH**. (2015) The interaction between the Hepatitis C proteins NS4B and NS5A is involved in viral replication. *Virology*, 475C:139-149.

Cho NJ, Lee C, Pang P, Pham EM, Fram B, Nguyen K, Xiong A, **Sklan EH**, Elazar M, Koytak ES, Kersten C, Kanazawa KK, Frank CW, Glenn JS. (2015)



A live hepatoma cell (Huh7) expressing the viral non-structural protein 5A that localizes to the endoplasmic reticulum and lipid droplets.

Phosphatidylinositol 4,5-bisphosphate is an HCV NS5A ligand and mediates replication of the viral genome. *Gastroenterology*, 148:616-25.

Hung Y, Schwartena M, Schünkea S, Thiagarajan-Rosenkranz P, Hoffmann S, **Sklan EH**, Willbold D, Koenig B. (2015) Dengue virus NS4A cytoplasmic domain binding to liposomes stabilizes membrane curvature. *BBA – Biomembranes*. 184:8 1119-1126.

Yaffe Y, Hagger I, Nevo Yassaf I, Shepshelovitch J, **Sklan EH**, Elkabetz Y, Yeheskel A, Pasmanik-Chor M, Benzing C, Macmillan A, Gaus K, Eshed-Eisenbach Y, Peles E, Hirschberg K. (2015) The myelin proteolipid Plasmalogen, forms oligomers and induces liquid ordered membranes in the Golgi apparatus. *J Cell Sci*, 128:2293-302.

Hung Y, Schwarten M, Hoffmann S, Willbold D, **Sklan EH**, Koenig B. (2015). Amino terminal region of Dengue virus NS4A cytosolic domain binds to highly curved liposome. *Viruses*, 7, 4119-4130.

Levy G, Bomze D, Heinz S, Ramachandran SD, Noerenberg A, Cohen M, Shibolet O, **Sklan E**, Braspenning J, Nahmias Y. (2015) Long-term culture

and expansion of primary human hepatocytes. *Nat Biotechnol*. 33:1264-1271.

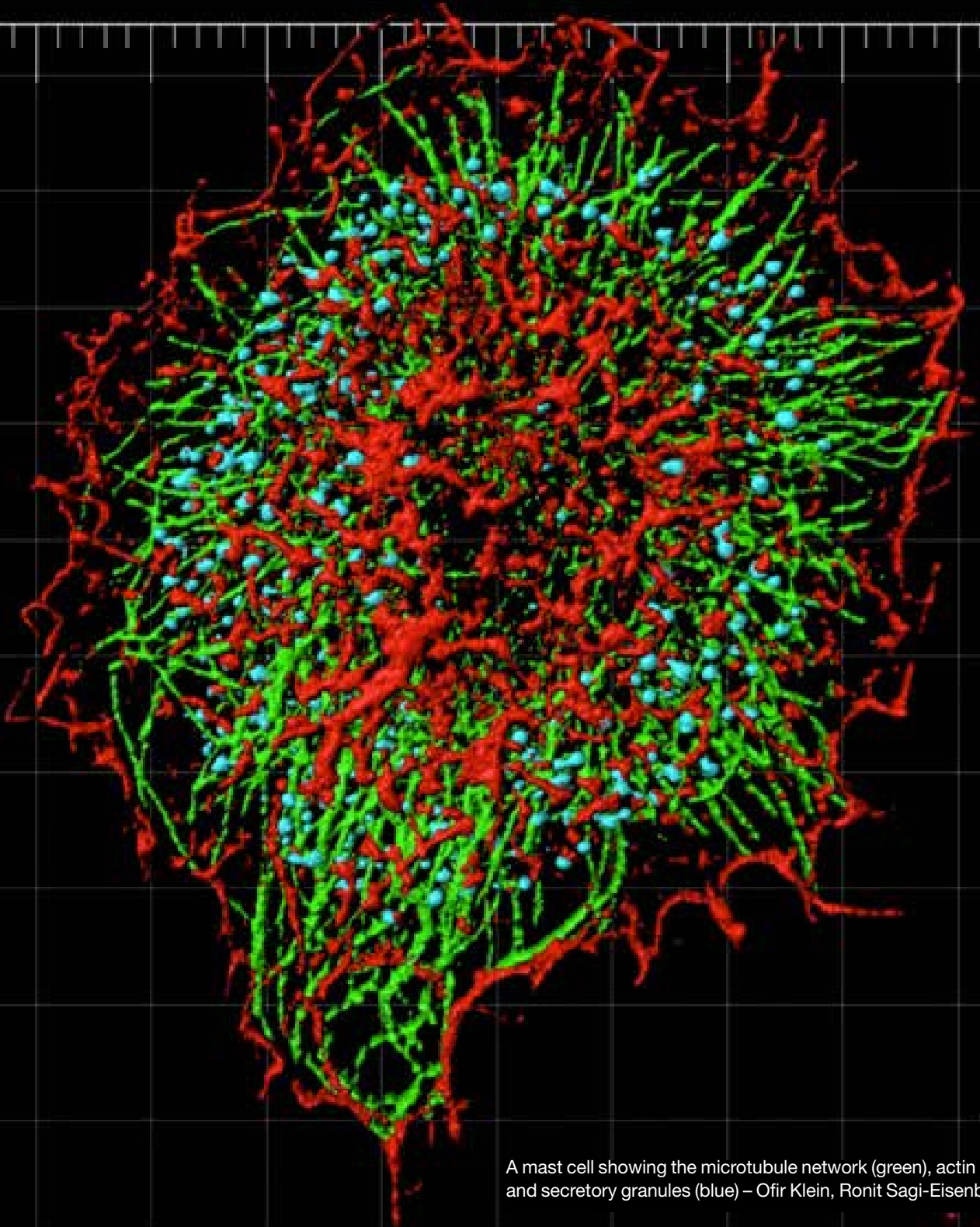
Feldman M, Hershkovitz I, **Sklan EH**, Kahila Bar-Gal G, Pap I, Szikossy I, Rosin-Arbesfeld R. (2016). Detection of a tumor suppressor gene variant predisposing to colorectal cancer in an 18th century Hungarian mummy. *PLoS One*.11:e0147217.

Levy G, Habib N, Guzzardi M.A, Kitsberg D, Bomze D, Ezra E, Uygun B.E, Uygun K, Trippler M, Schlaak, J.F, Shibolet O, **Sklan EH**, Cohen M, Timm J, Friedman N, Nahmias Y. (2016) Nuclear receptors control pro- and anti-viral metabolic response to HCV infection. *Nature Chem Biol*. 12:1037-1045.

Nevo-Yassaf I, Lovelle M, Nahmias Y, Hirschberg K, **Sklan EH**. (2017) Live cell imaging and analysis of lipid droplets biogenesis in hepatitis C virus infected cells. *Methods*. 127:30-36.

Lahav-Ariel L, Caspi M, Thangaraj P, Hofmann I, Hanson KK, **Sklan EH**, Werner Franke W, Avraham KB, Rosin-Arbesfeld R. Striatin is a novel modulator of cell adhesion. *FASEB J*. fj201801882R 2018.

# Inflammatory and Autoimmune Diseases



A mast cell showing the microtubule network (green), actin (red) and secretory granules (blue) – Ofir Klein, Ronit Sagi-Eisenberg.



## Dr. Maayan Gal, Ph.D.

Department of Oral Biology  
Sackler Faculty of Medicine



Email: [mayyanga@tauex.tau.ac.il](mailto:mayyanga@tauex.tau.ac.il)  
URL: <https://maayaangaal.wixsite.com/galma>

# Protein interaction studies and discovery of new therapeutics for specific immune modulation

## Positions

Senior Lecturer, Sackler Faculty of Medicine

## Research

Our laboratory is focused on the discovery and development of novel protein modulators as the basis for new therapeutics. Of main interest are the challenging targets belonging to the biological space of protein-protein interactions (PPIs). To study and discover new modulators, we are integrating cutting-edge computational, biophysical and cellular biology tools. We are specifically interested in the interaction of calcineurin-NFAT proteins known as **T-cell activation switch** and in immune checkpoint receptors that function as the **T-cell inhibition switch**. In addition, we are developing new optimized proteins as biomarkers and therapeutics for various cancer types.

## Publications

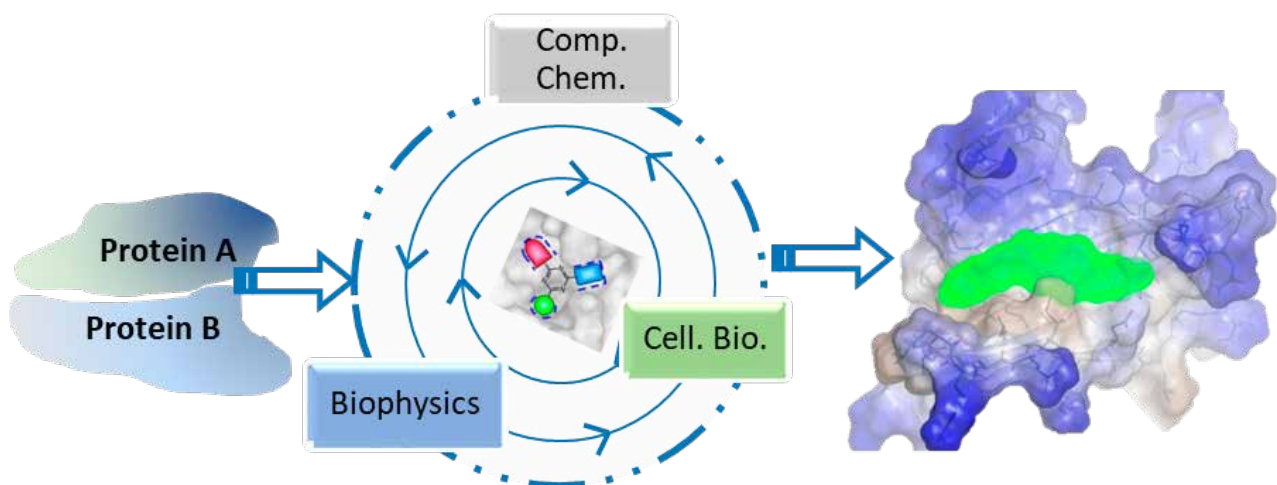
Sun Y, Harpazi B, Wijerathna-Yapa A, Merilo E, de Vries J, Michaeli D, **Gal M**, Cuming AC, Kollist H, Mosquna A. A ligand-independent origin of abscisic acid perception. *Proc Natl Acad Sci USA*. 2019

Sterlin Y, Pri-Tal O, Zimran G, Park SY, Ben-Ari J, Kourelis J, Verstraeten I, **Gal M**, Cutler SR, Mosquna A. Optimized small-molecule pull-downs define MLBP1 as an acyl-lipid-binding protein. *Plant J*. 2019

Brand Shwartz M, Assor M, Dotan N, Ratzon E, Cohen E, Ruimi N, Bloch I, **Gal M**, Yadid I. Inhibition of PD1:PD-L1 interaction by an E. coli-derived optimized PD1 variant. *Biochem Biophys Res Commun*. 2018

Dotan N, Gayder V, Bloch I, **Gal M**. An ELISA for the study of calcineurin-NFAT unstructured region interaction. *Anal Biochem*. 2018

Ratzon E, Bloch I, Nicola M, Cohen E, Ruimi N, Dotan N, Landau M, **Gal M**. A Small Molecule Inhibitor of



Development of discovery “engine” – an efficient and innovative technological platform to study molecular recognition for the study and discovery of new bio-active molecules.



Bruton's Tyrosine Kinase Involved in B-Cell Signaling. ACS Omega. 2017

**Gal M**, Bloch I, Shechter N, Romanenko O, Shir OM. Efficient isothermal titration calorimetry technique identifies direct interaction of small molecule inhibitors with the target protein. Comb Chem High Throughput Screen. 2016

**Gal M**, Frydman L. Multidimensional NMR spectroscopy in a single scan. Magn Reson Chem. 2015

<https://www.ncbi.nlm.nih.gov/myncbi/1d7prRlrMu9kb/bibliography/public/>

#### Patent

New Methaionine Metabolic Pathway Inhibitors. I. Bloch, E. Cohen, R. Amir and **M. Gal** (2019) PCT/IL2019/050070



## Dr. Asaf Madi, Ph.D.

Department of Pathology  
Sackler Faculty of Medicine



Email: asafmadi@post.tau.ac.il

# Systems Immunology

## Position

Senior Lecturer, Sackler Faculty of Medicine

## Research

The main interest of the lab is to study gene circuits of immune cells involving differentiation, activation and regulation following stimulation, immunotherapies or cell-cell interactions. We focus on exploring these cells and circuits mainly in the context of the tumor microenvironment. We apply cutting-edge technologies including mouse tumor models, molecular biology, single cell RNA-seq and other high-throughput genetic and genomic methods, combined with advanced computational approaches to identify and functionally characterize genes that play an important role in immune cell circuits and their effect on tumor growth. Using this approach will enable deep studies of immune cell signaling in the context of interaction with tumor-resident cell types and tumor microenvironment. Moreover, this approach could be readily adapted to study the effect of these genetic circuits in other settings, such as immune cells in organ-specific autoimmunity. These unique signaling signatures could become new 'biomarkers' and facilitate our understanding of both disease pathogenesis, diagnosis and treatment.

*Induction and transcriptional regulation of a "co-inhibitory" gene module in T cells by IL-27.* The IL-27-induced gene program overlaps with multiple signatures of T cell dysfunction and tolerance. a,

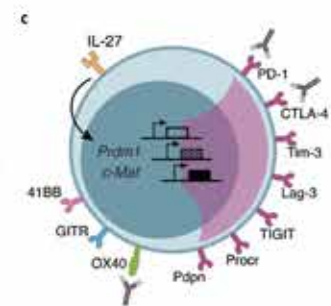
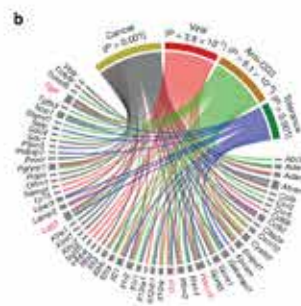

Panels I–VI, t-SNE plots of the 588 CD8+ single-cell tumor infiltrating lymphocytes (dots) harvested from wild-type mice bearing B16F10 melanoma. b, Graphical representation of the overlap of 57 IL-27-induced cell-surface receptors or cytokine genes with genes expressed in different states of T cell non-responsiveness. This work identified a critical molecular circuit that underlies the co-expression of co-inhibitory receptors in T cells and allowed the identification of novel regulators of T cell function that can be targeted to regulate autoimmunity and anti-tumor immunity.

## Publications

Rubino SJ, Mayo L, Wimmer I, Siedler V, Brunner F, Hametner S, **Madi A**, Lanser A, Cox L, Rezende RM, Butovsky O, Lassmann H, Weiner HL: Acute microglia repopulation induces type 1 interferon-driven neurodegeneration in the somatosensory system. *Nature Comm.* (accepted).

Chihara N\*, **Madi A\***, Kondo T, Singer M, Marjanovic ND, Kowalczyk MS, Wang C, Kurtulus S, Zhang H, Nyman J, Nevin J, Burkett PR, Rozenblatt-Rosen O, Anderson AC, Regev A, Kuchroo VK: Induction and transcriptional regulation of a "co-inhibitory" gene module in T cells. *Nature* 2018;558(7710):454-459. doi: 10.1038/s41586-018-0206-z. (\*equal contribution)

Wu C, Chen Z, Xiao S, Thalhamer T, **Madi A**, Han T, Kuchroo VK: SGK1 governs the reciprocal



development of Th17 and regulatory T cells. *Cell Rep.* 2018, 16;22(3):653-665.

Krasemann S, Madore C, Cialic R, Baufeld C, Calcagno N, El Fatimy R, Beckers L, O'Loughlin E, Xu Y, Fanek Z, Greco DJ, Smith ST, Tweet G, Humulock Z, Zrzavy T, Conde-Sanroman P, Gacias M, Weng Z, Chen H, Tjon E, Mazaheri F, Hartmann K, **Madi A**, Ulrich JD, Glatzel M, Worthmann A, Heeren J, Budnik B, Lemere C, Ikezu T, Heppner FL, Litvak V, Holtzman DM, Lassmann H, Weiner HL, Ochando J, Haass C, Butovsky O: The TREM2-APOE pathway drives the transcriptional phenotype of dysfunctional microglia in neurodegenerative diseases. *Immunity* 2017;47(3):566-581.e9.

**Madi A**, Poran A, Shifrut E, Reich-Zeliger S, Zaretsky I, Arnon T, Van Laethem F, Singer A, Lu J, Sun DP, Cohen IR and Friedman N: T cell receptor repertoires of mice and humans are clustered in similarity networks around conserved public CDR3 sequences. *eLife* 2017, 6:e22057.22057.

Karwacz K, Miraldi E, Pokrovskii M, **Madi A**, Yosef N, Wortman I, Chen X, Watters A, Carriero N, Awasthi A, Regev A, Bonneau R, Littman D, Kuchroo VK: Critical role of IRF1 and BATF in forming the chromatin landscape during Tr1 differentiation. *Nature Immunol.* 2017, 18:412-421.

Gabriely G, Pires da Cunha A, Rezende RM, Kenyon B, **Madi A**, Vandeventer T, Rubino S, Garo L, Kolypetri P, Lanser A, Moreira T, Caetano Faria AM, Lassmann H, Kuchroo V, Murugaiyan G and Weiner HL: Targeting latency-associated peptide promotes anti-tumor immunity. *Science Immunol.* 2017, 2(11): eaaj1738.

Wu C, Chen Z, Dardalhon V, Xiao S, Thalhamer T, Liao M, **Madi A**, Franca RF, Han T, Oukka M,

and Kuchroo VK: Musculin promotes unidirectional development of peripheral Treg by suppressing the Th2 transcriptional program. *Nature Immunol.* 2017;18(3):344-353.

van den Broek T, **Madi A**, Delemarre EM, Schadenberg AWL, Tesselaar K, Borghans JA, Redegeld FA, Otten HG, Sorek R, Prakken B, M.D., Cohen IR, Jansen NJG: Human neonatal thymectomy induces altered B cell auto-reactivity later in life. *Eur J Immunol.* 2017, 47:1970-1981.

Mayo L, Pires Da Cunha A, **Madi A**, Beynon V, Patel B, Alvarez JI, Prat A, Sobel R, Kuchroo KV, Lassmann H, Quintana FJ and Weiner HL: IL-10-dependent Tr1 cells attenuate astrocyte activation and ameliorate chronic central nervous system inflammation. *Brain* 2016, 139(7):1939-57.

Jayaraman P, Jacques MK, Zhu C, Steblenko MK, Stowell LB, **Madi A**, Anderson AC, Kuchroo VK, Behar SM: TIM3 mediates T cell exhaustion during Mycobacterium tuberculosis infection. *PLoS Pathog.* 2016, 12(3): e1005490.

Wang C, Yosef N, Gaublumme J, Wu C, Lee Y, Clish CB, Kaminski J, Xiao S, Meyer Zu Horste G, Pawlak M, Kishi Y, Joller N, Karwacz K, Zhu C, Ordovas-Montanes M, **Madi A**, Wortman I, Miyazaki T, Sobel RA, Park H, Regev A, Kuchroo VK: CD5L/ AIM regulates lipid biosynthesis and restrains Th17 cell pathogenicity. *Cell* 2015, 163(6):1413-27.

**Madi A**, Bransburg-Zabary S, Maayan-Metzger A, Dar G, Ben-Jacob E, Cohen IR: Tumor-associated and disease-associated autoantibody repertoires in healthy colostrum and maternal and newborn cord sera. *J Immunol.* 2015, 194(11):5272-81.



## Prof. Ariel Munitz, Ph.D.

Department of Clinical Microbiology and Immunology  
Sackler Faculty of Medicine



E-mail: [arielm@post.tau.ac.il](mailto:arielm@post.tau.ac.il)  
URL: [http://www.tau.ac.il/~arielm/Ariel\\_Munitz\\_PhD/Welcome.html](http://www.tau.ac.il/~arielm/Ariel_Munitz_PhD/Welcome.html)



# Regulatory Mechanisms in Mucosal Inflammation

## Position

Professor, Sackler Faculty of Medicine

Associate Editor, *Journal of Allergy and Clinical Immunology*

## Research

The gastrointestinal, respiratory and urogenital tracts are primary entry points of numerous pathogens and antigens. Therefore, complex immunological mechanisms evolved to efficiently and potently respond to such antigens. Notably, exaggerated immune responses such as those observed in asthma and inflammatory bowel disease are often harmful and may lead to substantial morbidity.

Our goal is to identify immunological mechanisms that can be pharmacologically targeted in diseases affecting the lung and gastrointestinal tract. We are specifically interested in defining the roles of immune inhibitory receptors in these mucosal sites. To achieve this goal we use a combination of novel in-vivo (unique gene targeted mice) and in-vitro approaches combining genomics, proteomics, molecular biology and biochemistry.

## Publications

Reichman H, Itan M, Rozenberg P, Yarmolovski T, Brazowski E, Varol C, Gluck N, Shapira S, Arber N,

Qimron U, Karo-Atar D, Lee JJ, **Munitz A**. Activated eosinophils exert antitumorogenic activities in colorectal cancer. *Cancer Immunol Res*. 2019.

Shlomovitz I, Erlich Z, Speir M, Zargarian S, Baram N, Engler M, Edry-Botzer L, **Munitz A**, Croker BA, Gerlic M. Necroptosis directly induces the release of full-length biologically active IL-33 in vitro and in an inflammatory disease model.

Lee EH, Itan M, Jang J, Gu HJ, Rozenberg P, Mingler MK, Wen T, Yoon J, Park SY, Roh JY, Choi CS, Park WJ, **Munitz A**, Jung Y. Eosinophils support adipocyte maturation and promote glucose tolerance in obesity. *Sci Rep*. 2018;8:9894.

Grace JO, Malik A, Reichman H, **Munitz A**, Barski A, Fulkerson PC. Reuse of public, genome-wide, murine eosinophil expression data for hypotheses development. *J Leukoc Biol*. 2018;104:185-193.

Reichman H, Rozenberg P, **Munitz A**. Mouse eosinophils: identification, isolation, and functional analysis. *Curr Protoc Immunol*. 2017;119:14.43.1-14.43.22.

Reichman H, Moshkovits I, Itan M, Pasmanik-Chor M, Vogl T, Roth J, **Munitz A**. Transcriptome profiling of mouse colonic eosinophils reveals a key role for eosinophils in the induction of s100a8 and s100a9 in mucosal healing. *Sci Rep*. 2017;7:7117.

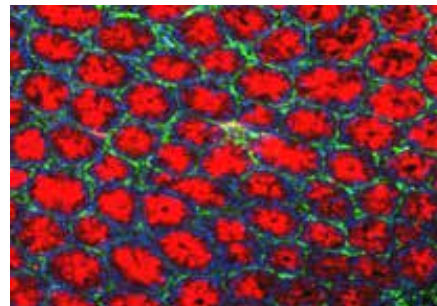
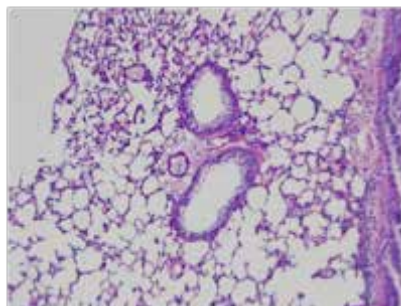
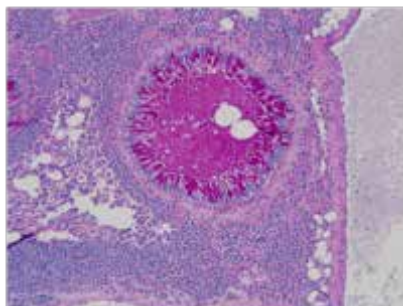


Figure legend: A photomicrograph of a normal lung displaying two large airways and a blood vessel (left). In many inflammatory conditions such as asthma and COPD, the airway is filled with mucus plugs (middle, pink stain). Right – an immunofluorescent stain of resistin-like molecule alpha (red), a proinflammatory, immunoregulatory molecule that is highly upregulated in gastrointestinal epithelial in conditions such as inflammatory bowel disease (IBD).



Rozenberg P, Reichman H, Zab-Bar I, Itan M, Pasmanik-Chor M, Bouffi C, Qimron U, Bachelet I, Fulkerson PC, Rothenberg ME, **Munitz A**. CD300f:IL-5 cross-talk inhibits adipose tissue eosinophil homing and subsequent IL-4 production. *Sci Rep*. 2017;7(1):5922.

Reichman H, **Munitz A**. Harnessing class II histone deacetylases in macrophages to combat breast cancer. *Cell Mol Immunol*. 2017;14(7):575-577.

Amit U, Kain D, Wagner A, Sahu A, Nevo-Caspi Y, Gonen N, Molotski N, Konfino T, Landa N, Naftali-Shani N, Blum G, Merquiol E, Karo-Atar D, Kanfi Y, Paret G, **Munitz A**, Cohen HY, Ruppin E, Hannenhalli S, Leor J. New role for Interleukin-13 Receptor  $\alpha$ 1 in myocardial homeostasis and heart failure. *J Am Heart Assoc*. 2017;6(5).

Elhaik Goldman S, Moshkovits I, Shemesh A, Filiba A, Tsiurulsky Y, Vronov E, Shagan M, Apte RN, Benharroch DA, Karo-Atar D, Dagan R, **Munitz A**, Mizrahi Nebenzahl Y, Porgador A. Natural Killer Receptor 1 dampens the development of allergic eosinophilic airway inflammation. *PLoS One*. 2016;11:e0160779.

Moshkovits I, Reichman H, Karo-Atar D, Rozenberg P, Zigmund E, Ziv-Haberman Y, Ben-Baruch-Morgenstern N, Lampinen M, Carlson M, Itan M, Denson LA, Varol C, **Munitz A**. A key requirement for CD300f in innate immune responses of eosinophils in colitis. *Mucosal Immunol*. 2016.

Yosef I, Edgar R, Levy A, Amitai G, Sorek R, **Munitz A**, Qimron U. Natural selection underlies apparent stress-induced mutagenesis in a bacteriophage infection model. *Nat Microbiol*. 1:16047, 2016.

Ben-Baruch-Morgenstern N, Mingler MK, Stucke EM, Besse JA, Wen T, Reichman H, Munitz A\*, Rothenberg ME\*. Paired immunoglobulin-like receptor B inhibits IL-13-driven eosinophil accumulation and activation in the esophagus. *J Immunol* (\*-Equal contribution). 197:707-14, 2016.

Caspi M, Firsow A, Rajkumar R, Skalka N, Moshkovitz I, **Munitz A**, Pasmanik-Chor M, Greif H, Megido D, Kariv R, Rosenberg DW, Rosin-Arbesfeld R. A flow cytometry-based reporter assay identifies macrolide

antibiotics as nonsense mutation read-through agents. *J Mol Med*. 2015

Knipper JA, Willenborg S, Brinckmann J, Bloch W, Maaß T, Wagener R, Krieg T, Sutherland T, **Munitz A**, Rothenberg ME, Niehoff A, Richardson R, Hammerschmidt M, Allen JE, Eming SA. Interleukin-4 Receptor  $\alpha$  Signaling in Myeloid Cells Controls Collagen Fibril Assembly in Skin Repair. *Immunity*. 2015;43:803-16.

Moshkovits I, Karo-Atar D, Shik D, Reichman H, Itan M, Ejarque-Ortiz A, Hershko AY, Tian L, Coligan JE, Sayos J, **Munitz A**. CD300f associates with IL-4 receptor  $\alpha$  and is required for IL-4-induced cellular responses. *Proc Natl Acad Sci USA*; 2015;112:8708-13.

## Reviews

**Munitz A**, Hogan SP. Alarming eosinophils to combat tumors. *Nat Immunol*. 2019;20:250-252.

Karo-Atar D, Bitton A, Benhar I, **Munitz A**. Therapeutic targeting of the interleukin-4/interleukin-13 signaling pathway: in allergy and beyond. *BioDrugs*. 2018;32:201-220.

Karo-Atar D, **Munitz A**. Is asthma paying the toll? *Am J Respir Cell Mol Biol*. 2018;58:3-4.

Rozenberg P, Reichman H, Moshkovits I, **Munitz A**. CD300 family receptors regulate eosinophil survival, chemotaxis, and effector functions. *J Leukoc Biol*. 2018;104:21-29

Reichman H, Karo-Atar D, **Munitz A**. Emerging roles for eosinophils in the tumor microenvironment. *Trends Cancer*. 2016;2:664-675.

**Munitz A**, Karo-Atar D, Foster PS. Asthma Diagnosis: miRNA's to the rescue. *J Allergy Clin Immunol*. 2016.

## Grants

2015-2020 The Israel Science Foundation Individual Research grant #95/11; Title: Regulation of GI eosinophils by CLM-1



## Prof. Mordechai (Motti) Gerlic, Ph.D.

Department of Clinical Microbiology and Immunology  
Sackler Faculty of Medicine



Email: [mgerlic@post.tau.ac.il](mailto:mgerlic@post.tau.ac.il)  
URL: <http://med.tau.ac.il/profile/mgerlic>

# Cell Death and Immune Response: the Role of Necroptosis and Pyroptosis in Inflammation

## Position

Associate Professor, Sackler Faculty of Medicine

## Research

Cell death, an essential cellular process, facilitates the removal of damaged or infected cells, and is necessary for the resolution of immune responses. Recently, two new forms of cell death were identified: 1) pyroptosis - a caspase-1 dependent cell death, and; 2) necroptosis, a RIPK3/MLKL-dependent caspase independent cell death. The latter was suggested to eliminate infected cells when apoptosis is suppressed. Although world-renowned scientists have studied these two non-apoptotic cell deaths for the last 15 years, numerous fundamental questions regarding their components and activity have yet to be answered. Thus, our lab focuses on learning the mechanisms of necroptosis and pyroptosis to ultimately harness this knowledge to fight cancer and improve the health of infectious and inflammatory diseases patients.

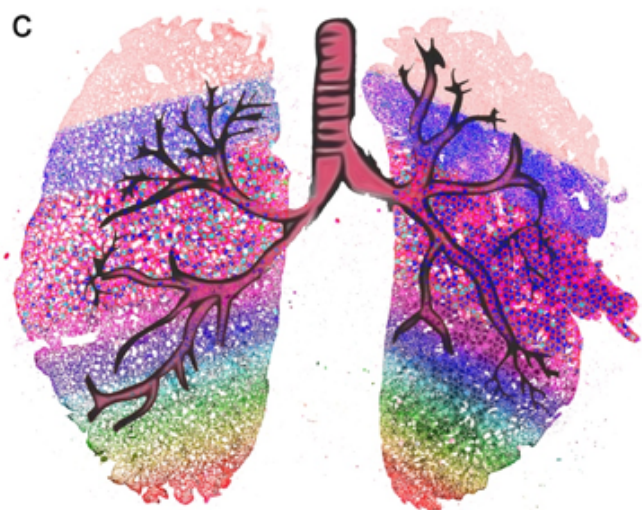
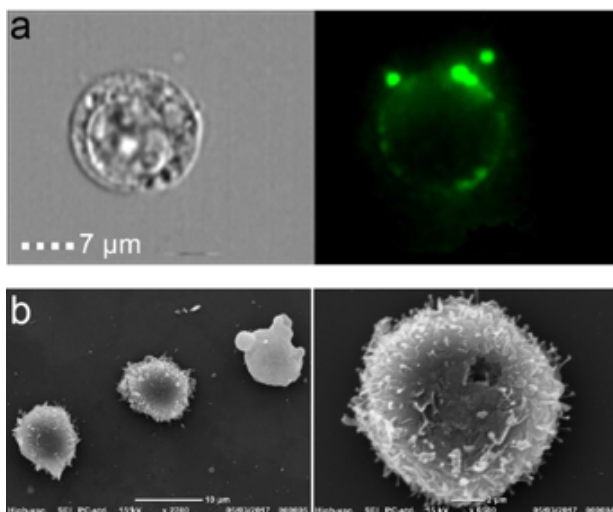
Today our laboratory focuses mainly on four projects:

1. Investigate the mechanisms of the non-apoptotic cell death, necroptosis and pyroptosis.
2. Study the immunological consequences of necroptosis and pyroptosis during allergic and inflammatory disease in the skin, lung, liver and intestinal.
3. Study the role of necroptosis and pyroptosis during infectious diseases.
4. Develop cancer immunotherapy based on non-apoptotic cell death.

## Publications

Erich, Z, Shlomovitz, I, Edry-Botzer, L, Cohen, H, Frank, D Wang, H, Lew, AM, Lawlor, KE, Zhan, Y, Vince, J Gerlic M. Macrophages, rather than DCs, are responsible for inflammasome activity in the GM-CSF BMDC model. *Nat. Immunol.* (2019). doi:10.1038/s41590-019-0313-5

Shlomovitz I, Erlich Z, Speir M, Zargarian S, Baram N, Edry-Botzer L, Munitz A, Croker BA, Gerlic M. Necroptosis directly induces full-length bioactive IL-33 release, *FEBS J.* February 2019.



**a.** Extracellular vesicle release during necroptosis as seen using Imagestream. **b.** Morphology changes and outer-membrane breaks during necroptosis as seen under Electron Microscopy. **c.** Inhibiting necroptosis in IL-33-dependent allergic airway inflammation – anti-necroptosis treated (left) vs untreated (right) lung.

Tye H, Yu CH, Simms LA, de Zoete MR, Kim ML, Zakrzewski M, Penington JS, Harapas CR, Souza-Fonseca-Guimaraes F, Wockner LF, Preaudet A, Mielke LA, Wilcox SA, Ogura Y, Corr SC, Kanojia K, Kouremenos KA, De Souza DP, McConville MJ, Flavell RA, Gerlic M, Kile BT, Papenfuss AT, Putoczki TL, Radford-Smith GL, Masters SL. NLRP1 restricts butyrate producing commensals to exacerbate inflammatory bowel disease. *Nat Comm*. September 2018.

Chen KW, Lawlor KE, von Pein JB, Boucher D, Gerlic M, Croker BA, Bezbradica JS, Vince JE, Schroder K. Cutting edge: Blockade of inhibitor of apoptosis proteins sensitizes neutrophils to TNF- but not lipopolysaccharide-mediated cell death and IL-1 $\beta$  secretion. *J Immunol*. May 2018.

Sisquella X, Ofir-Birin Y, Pimentel MA, Cheng L, Abou Karam P, Sampaio NG, Penington JS, Connolly D, Giladi T, Scicluna BJ, Sharples RA, Waltmann A, Avni D, Schwartz E, Schofield L, Porat Z, Hansen D, Papenfuss AT, Eriksson EM, **Gerlic M**, Hill AF, Bowie AG, Regev-Rudzki N. Malaria parasite DNA-harboring vesicles activate cytosolic immune sensors. *Nat Comm*, Oct, 2017.

Zargarian S, Shlomovitz I, Erlich Z, Hourizadeh A, Ofir-Birin Y, Croker BA, Regev-Rudzki N, Edry-Botzer L, **Gerlic M**. Phosphatidylserine externalization, "necroptotic bodies" release, and phagocytosis during necroptosis. *PLoS Biol*, June 2017.

McArthur K, D'Cruz AA, Segal D, Lackovic K, Wilks AF, O'Donnell JA, Nowell CJ, **Gerlic M**, Huang DCS, Burns CJ, Croker BA. Defining a therapeutic window for kinase inhibitors in leukemia to avoid neutropenia. *Oncotarget*, Accepted June 9 2017.

Murphy AJ, Kraakman MJ, Kammoun HL, Dragoljevic D, Lee MK, Lawlor KE, Wentworth JM, Vasanthakumar A, **Gerlic M**, Whitehead LW, DiRago L, Cengia L, Lane RM, Metcalf D, Vince JE, Harrison LC, Kallies A, Kile BT, Croker BA, Febbraio MA, Masters SL. IL-18 Production from the NLRP1 inflammasome prevents Obesity and Metabolic Syndrome. *Cell Metab*, 2016.

Uboldi AD, McCoy JM, Blume M, **Gerlic M**, Ferguson DJ, Dagley LF, Beahan CT, Stapleton DI, Gooley

PR, Bacic A, Masters SL, Webb AI, McConville MJ, Tonkin CJ. Regulation of starch stores by a Ca<sup>2+</sup>-dependent protein kinase is essential for viable cyst development in *Toxoplasma gondii*. *Cell Host Microbe*. 18:670-681. 2015.

Lawlor KE, Khan N, Mildenhall A, **Gerlic M**, Croker BA, D'Cruz AA, Hall C, Spall SK, Anderton H, Masters SL, Rashidi M, Wicks IP, Alexander WS, Mitsuuchi Y, Benetatos CA, Condon SM, Wong WWL, Silke J, Vaux DL, Vince JE. RIPK3 promotes cell death, NLRP3 inflammasome and interleukin-1 activation in the absence of MLKL. *Nature Comm*, 6, 6282, 2015.

Murphy AJ, Kraakman MJ, Kammoun HL, Dragoljevic D, Lee MKS, Lawlor KE, Wentworth JM, Vasanthakumar A, **Gerlic M**, Whitehead LW, DiRago L, Cengia L, Lane RM, Metcalf D, Vince JE, Harrison LC, Kallies A, Kile BT, Croker BA, Febbraio MA, Masters SL. IL-18 Production from the NLRP1 inflammasome prevents obesity and metabolic syndrome. *Cell Metabolism*, DOI:<http://dx.doi.org/10.1016/j.cmet.2015.09.024>, 2015.

Blume M, Nitsche R, Sternberg U, **Gerlic M**, Masters SL, Gupta N, McConville MJ. A *Toxoplasma gondii* gluconeogenic enzyme contributes to robust central carbon metabolism and is essential for replication and virulence. *Cell Host & Microbe*, 18, 210-220, 2015.

## Reviews

Liat Edry-Botzer L, **Gerlic M**. Exploding the necroptotic bubble. *Cell Stress*. 2017. DOI: 10.15698/cst2017.11.112

**Gerlic M**<sup>\*</sup>, Croker BA<sup>\*</sup>. Myelopoiesis embraces its inner weakness. *Nat Immunol*. Sep, 2017.

Shlomovitz I, Zargrian S, **Gerlic M**<sup>\*</sup>. Mechanisms of RIPK3-induced inflammation. *Immunol Cell Biol*, December, 2016.

Silke J, Rickard JA, **Gerlic M**. The diverse role of RIP kinases in necroptosis and inflammation. *Nature Immunol* 16, 689-697, 2015.

Croker BA, Silke J, **Gerlic M**. Fight or flight: regulation of emergency hematopoiesis by pyroptosis and necroptosis, *Curr Opin Hematol*, 22, 293-301, 2015.





## Prof. Ronit Sagi-Eisenberg, Ph.D.

Department of Cell and Developmental  
Biology  
Sackler Faculty of Medicine



Email: [histol3@post.tau.ac.il](mailto:histol3@post.tau.ac.il)

# Molecular Basis of Allergic Diseases: Genomic and Functional Analyses

## Positions

Professor, Sackler Faculty of Medicine  
Chair, Department of Cell and Developmental Biology  
Director, Biomed@TAU Research Hub, Membrane  
Communication & Remodeling

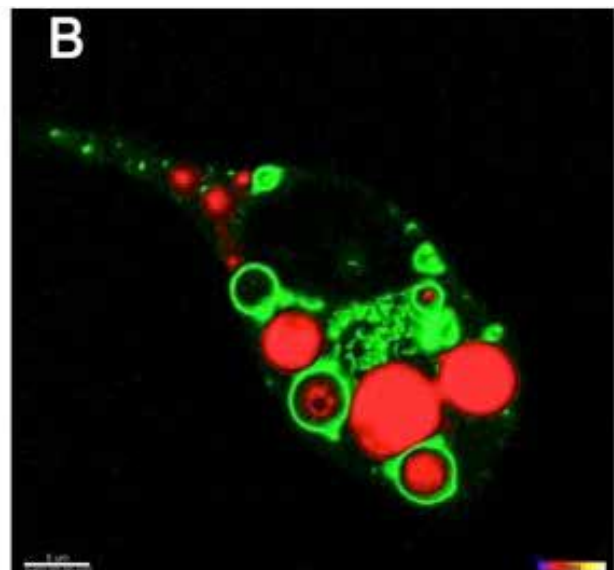

## Research

Our primary interest is the molecular basis of allergic and allergy related diseases, including skin allergy and asthma. Specifically, we explore the mechanisms underlying release of allergic (i.e. histamine) and inflammatory (i.e. cytokines) mediators from activated mast cells. Our research focuses on deciphering the signaling networks that link mast cell activation with mediator release and characterization of genes

that could serve as cellular targets for the future development of anti allergic and asthma drugs. To this end, we combine functional genomics and phenotype driven screens of mast cells, activated by multiple stimuli, in order to recapitulate human pathophysiologic conditions. Research methods used include confocal microscopy in live and fixed cells; gene cloning; quantitative RT-PCR, pull down-assay; mass spectrometry, and bioinformatics.

Current projects in the lab include:

1. Revealing the secrets of mast cell secretion.
2. Mast cells and cancer – the good, the bad and the ugly.
3. Decoding the Rab networks that control mast cell function.



Cell imaging of mast cells (RBL-2H3 mast cell line), which were co-transfected with NPY-mRFP (red), as reporter for the secretory granules, and GFP-tagged wild type (A) or active mutant (B) of the small GTPase Rab5A (green) reveals a dramatic effect of this Rab active mutant on the secretory granules size.



## Publications

Klein O, Roded A, Hirschberg K, Fukuda M, Galli SJ, and **Sagi-Eisenberg R**. Imaging FITC-dextran as a Reporter for Regulated Exocytosis. *J Vis Exp* 2018; 136, e57936.

Klein O, Roded A, Zur N, Azouz NP, Pasternak O, Hirschberg K, Hammel I, Roche PA, Yatsu A, Fukuda M, Galli SJ, **Sagi-Eisenberg R**. Rab5 is critical for SNAP23 regulated granule-granule fusion during compound exocytosis. *Sci Rep*. 2017;7,15315.

Gorzalczany, Y., Akiva E, Klein, O., Merimsky, O., and **Sagi-Eisenberg R**. Mast cells are directly activated by contact with cancer cells by a mechanism involving autocrine formation of adenosine and autocrine/paracrine signaling of the adenosine A3 receptor. *Cancer Lett*. 2017; 397, 23-32.

Gaudenzio, N., Sibilano, R., Marichal, T., Starkl, P., Reber, L.L., Cenac, N., McNeil, B.D., Dong, X., Hernandez, J.D., **Sagi-Eisenberg R**, Hammel, I., Roers, A., Valitutti, S., Tsai, M., Espinosa, E., and Galli, S.J. Different activation signals induce distinct mast cell degranulation strategies. *J Clin Invest*. 2016; 196, 3981-3998.

Efergan A, Azouz NP, Klein O, Noguchi K, Rothenberg ME, Fukuda M, **Sagi-Eisenberg R**. Rab12 regulates retrograde transport of mast cell secretory granules by interacting with the rilp-dynein complex. *J Immunol*. 2016;196:1091-101.

Azouz NP, Fukuda M, Rothenberg ME, **Sagi-Eisenberg R**. Investigating mast cell secretory

granules; from biosynthesis to exocytosis. *J Vis Exp*. 2015;95:52505.

Rudich N, Dekel O, **Sagi-Eisenberg R**. Down-regulation of the A3 adenosine receptor in human mast cells upregulates mediators of angiogenesis and remodeling. *Mol Immunol*. 2015;65:25-33.

## Reviews

Falcone FH, Wan D, Barwary N and **Sagi-Eisenberg R**. RBL cells as models for in vitro studies of mast cells and basophils. *Immunol Rev*. 2018; 282, 47-57.

Siebenhaar F, Falcone FH, Tiligada E, Hammel I, Maurer M, **Sagi-Eisenberg R**, Levi-Schaffer F. The search for Mast Cell and Basophil models – Are we getting closer to pathophysiological relevance? *Allergy* 2015;70:1-5.

## Grants

- |           |  |
|-----------|--|
| 2015-2019 | The Israel Science Foundation<br>The role of the small GTPase Rab12 in mast cell degranulation and trafficking of the secretory granules                     |
| 2018-2022 | Binational Science Foundation<br>Elucidating the roles of the small GTPase Rab5 in regulating mast cell secretory granule biogenesis and compound exocytosis |

# Medical Education and Ethics





## Dr. Oren Asman, LL.D., Adv.

Department of Nursing  
Sackler Faculty of Medicine



TEL AVIV UNIVERSITY



Email: [asman@post.tau.ac.il](mailto:asman@post.tau.ac.il)  
URL: <http://orenasman.com>

# Bioethics, Health Law and Medical Humanities

## Positions

Senior Lecturer, Sackler Faculty of Medicine

Executive Vice President, World Association for Medical Law – WAML

## Research

Our research focuses on ethical and legal aspects of biomedicine and health professions. Some studies are based on a normative-polemical analysis, while others use quantitative research methods or mixed methods. A large portion of this work is done in collaboration with professionals and researchers from different disciplines.

Our multicultural society and the interprofessional nature of current clinical practice, along with the developments in biomedical research, treatment methods and technology are all a setting for our bioethical deliberation and research. We are particularly interested in the ethical and legal implications of psychiatric and neurological conditions that influence one's thoughts, feelings and behaviours. The legal concept of competence which we focus on in our research brings to the fore some of the shortcomings of current medicine in realms where spirituality, philosophy and epistemology meet; the extent of respect for patients' autonomy during periods of lesser cognitive function is the main ethical focal point in this regard.

The empirical bioethics branch of our research focuses on thoughts, intentions and/or actual behaviors of health care professionals regarding activities of bioethical relevance, such as clinical research or interaction of professionals with the media. While some view normative bioethics to be the main or the only real bioethics research; we believe that combining both approaches provides a better basis for decision making and policy adaptation, as the empirical informs and influences the normative discussion.

Our primary research and teaching topics:

- Clinical research ethics

- Ethical and legal aspects of mental health and brain science
- Ethical and legal aspects of nursing and nursing education
- Public discourse on health issues, ethics and law
- Islamic law and bioethics

## Publications

Bergman-Levy T, **Asman O**, Dahan E, Greenberg B, Hirshmann S & Strous R. Specific ethical codes for mental health care professionals –Do we need to annotate. *Israeli Medical Association Journal*. 2016,18(8), 454-460.

**Asman O**. Religion, Bioethics and Health Law in Israel. in *Health Law – A book in honor of Prof. Guilherme de Oliveira*, Vol I (Centro Direito Biomedico, Portugal, 2016) 107-130.

**Asman O** & Barilan YM. The songs of the sirens and the wax in the ears – An autonomy-based tool for DBS device users. *American Journal of Bioethics – Neuroscience*. 2017, 8(2), 120-122.

**Asman O**, Barnoy S, Menlinkov S, Tabak N. Research misconduct in Nursing – an Israeli survey. *Nursing Ethics*. 2017 DOI: 10.1177/0969733017727152.

Barilan YM & **Asman O**. Research Ethics, Military Medical Ethics and the Challenges of International Law. *American Journal of Bioethics*. 2017. 17(10) 54-56.

**Asman O**, Tabak N, Professional Standards Expected of Nurses from an Israeli Legal Perspective. *Medicine and Law*. 2017. 36(4) 53-72.

**Asman O**, Bergman-Levy T, Greenberg B & Strauss R. Psychiatrists' Media Involvement: A survey of attitudes. *Israeli Journal of Psychiatry and Related Sciences*. 2018.

## Grants

2017-2019 The Israel National Institute for Health Policy Research



## Prof. Yechiel Michael Barilan, M.D., M.A.

Department of Medical Education  
Sackler Faculty of Medicine



Email: [barilanm@post.tau.ac.il](mailto:barilanm@post.tau.ac.il)

# Bioethics, Biolaw and Medical Humanities

## Position

Associate Professor, Sackler Faculty of Medicine

## Research

The research area of our group is Medical Humanities, relying on theoretical methods with the occasional excursion to qualitative research.

My own personal interests encompass moral theory and the intersections among bioethics, social history and related normative domains, such as law and religion, especially Halakhah (Jewish religious law). I explore human rights law and international humanitarian law in the light of the contemporary ethical and meta-ethical discourse. Another aspect of my work aims at developing better understanding and tools of deliberation in bioethics as a psychomoral process and as socially constructed events of legitimization and education. I am intrigued by the incorporation of the history and philosophy of ideas such as conscience, responsibility, hope and doubt in clinical reality and medical education.

Another branch of research is the socio-historical and moral ideas in the representation of illness and medicine in Western visual art, since the late middle ages through contemporary and experimental art.

Ongoing research projects are:

1. Moral psychology and the notion of ethical expertise in medical education.
2. The history of karyotyping exams in questions of gender (e.g. gender verification in sport).
3. Ethics and law of military, humanitarian and disaster medicine.
4. The regulation of cloning in international law.
5. New born screening and the regulation of large, public-health data banks.
6. Human rights and international humanitarian law.

Our group's chief aim is to integrate deep theoretical knowledge and creativity with applied problems, contextualizing their ethical dimensions historically and socially. Efforts are made in the direction of cross-disciplinary work, especially through participation in the activities of the new **Edmund J. Safra Center for Ethics**, Tel Aviv University.

## Monographs

**Barilan, YM.** Jewish bioethics: rabbinic law and theology in their social and historical contexts. Cambridge University Press. 2017

## Publications

Barilan YM. Rethinking the withholding / withdrawing distinction” the cultural construction of “life support” and the framing of end-of-life decisions”. *Multidisciplinary Respiratory Medicine* 2015; 10:10

Barilan YM. Moral enhancement, gnosticism and some philosophical paradoxes. *Cambridge Quarterly of Healthcare Ethics* 2015; 24:75-85.

Lehmann J, Barilan YM. De-constructing de-mentia: a personal and person oriented perspective of de-personalization and moral status. *Medicine Healthcare and Philosophy* 2015; 18:153-158.

Barilan YM. and Brusa M. Triage. *Encyclopedia of Global Bioethics*. H. Ten Have (ed.) New York: Springer. Forthcoming 2016.

Barilan YM. and Brusa M. Bioethics Education. *Encyclopedia of Global Bioethics*. H. Ten Have (ed.) New York: Springer. Forthcoming 2016.

**Barilan YM.** Terror and the Leviathan. *Pragmatics and Cognition*. 2016; 23:461-472.

Asman O and **Barilan YM.** The songs of the sirens and the wax in the ears: an autonomy-based tool for DBS device users. *AJOB Neuroscience* 2017; 8:120-122



**Barilan YM.** The role of doctors in hunger strikes. *Kennedy Institute of Ethics Journal*. 2017; 27:341-369.

**Barilan YM** and Asman O. Research ethics, military medical ethics and the challenges of International humanitarian law. *American Journal of Bioethics*. 2107; 17:53-55.

### Chapters

Brusa M and **Barilan YM.** Newborn screening on the cusp of genetic screening. From solidarity in public

health to personal counseling. In Peterman HI, Harper PS, and Doetz S. (eds). *History of Human Genetics: Aspects of its Development in Global Perspectives*. New York: Springer, 2017. pp. 503-522.

Brusa M. and **Barilan YM.** Childbirth in Israel with special attention to home birth and newborn screening. In Lavi. S. and Boas H. (eds.) *Bio-Israel*. Cambridge University Press. 2017. pp. 180-201.



## Prof. Orit Karnieli-Miller, Ph.D.

Department of Medical Education  
Sackler Faculty of Medicine



Email: [oritkm@post.tau.ac.il](mailto:oritkm@post.tau.ac.il)

# Studying Doctor-Patient Relationships, Communication and Medical Professionalism

## Positions

Associate Professor, Sackler Faculty of Medicine

Chair, Department of Medical Education

Board of Directors member, American Academy of Communication in Healthcare – AACH

Member, Research Committee, European Association of Communication in Healthcare (rEACH)

Member, Founding Committee, Society of Medical Education in Israel (Healer)

## Research

Our primary research and teaching interests are focused on:

- Professionalism and humanism in medical schools. Understanding what students experience, how they interpret it and what we should do to help their development as humanistic professionals.
- Developing communication skills for handling and assessing multi-participant conversations (triadic communication) physician-patient-companion. Understanding how we should and could involve family members.
- Teaching medical students and professionals how to break bad news, including assessing how their personal difficulties and biases affect their communication.
- Enhancing medical students self-awareness (e.g., by using reflective diaries and narratives in medical education).
- Defining and applying Shared Decision Making in healthcare.

## Publications

Michael, K., Solenko L, Yakhnich, L, **Karnieli-Miller O.** (2018). Significant life events as a journey of

meaning making and change among at-risk youths. *Journal of Youth Studies*, 2018; 21, 4, 441-460.

Zisman-Ilani Y, Roe D, Elwyn G, Kupermintz H, Patya N, Peleg I, **Karnieli-Miller O.** (2018). Shared decision making for psychiatric rehabilitation services before discharge from psychiatric hospitals. *Health Commun.* 2018 [Epub ahead of print].

**Karnieli-Miller, O,** Michael, K., Eidelman, S., and Meitar, D. (2018). What you 'see' is how you communicate: medical students' meaning making of a patient's vignette. *Patient Education and Counseling*, 101, 1645–1653.

**Karnieli-Miller, O,** Neufeld Kroszynski, G. (2018). The potential of argumentation theory in enhancing patient-centered care in breaking bad news encounters. *Journal of Argumentation in Context*, 7, 120–137.

**Karnieli-Miller O,** Michael K, Segal O, Steinberger A. (2017). Assessing an intervention focused on enhancing interpersonal communication skills and humor: a multi-method quasi-experiential study among medical students. *Health Commun.* 2017:1-13.

Bril-Barniv, S., Moran, G. S., Naaman, A., Roe, D., **Karnieli-Miller, O.** (2017). A qualitative study examining experiences and dilemmas in concealment and disclosure of people living with serious mental illness. *Qualitative Health Research*, 27(4) 573–583.

Naaman, A., Roe, D., Karni-Weiser, N., & **Karnieli-Miller, O.** (2017). Exploring the process of self-disclosure from the perspective of people coping with Schizophrenia. *Society and Welfare*, 37 (Hebrew).

Goldberg, M., Hadas-Lidor, N., & **Karnieli-Miller, O.** (2017). Professional development of social work students coping with mental illness. *Society and Welfare*, 37 (Hebrew).

**Karnieli-Miller, O.,** Miron-Shatz, T., Siegal, G., & Zisman-Ilani, Y. (2017). On the verge of implementing

shared decision making in Israel: An overview and future directions. *Z. Evid. Fortbild. Qual. Gesundh. Wesen (ZEFQ)*, <http://dx.doi.org/10.1016/j.zefq.2017.05.007>

Hart, Y., Czerniak, E., **Karnieli Miller, O.**, Mayo, A., Ziv, A., Biegon, A., Citron, A., & Alon, U. (2016). Automated video analysis of non-verbal communication in a medical setting. *Frontiers in Psychology*. 7, 130

Zisman-Ilani, Y., Roe, D., Scholl, I., Härter, M., **Karnieli-Miller, O.** (2016). Shared decision-making during active psychiatric hospitalization: assessment and psychometric properties. *Health Communication*. 32(1), 126-130 .

Czerniak, E., Biegon, A., Ziv, A., **Karnieli-Miller, O.**, Weiser, M., Alon, U., & Citron, A. (2016). Manipulating the placebo response in experimental pain by altering doctor's performance style. *Frontiers in Psychology* 7, 874

Goldberg, M., Hadas-Lidor, N., **Karnieli-Miller, O.** (2015). From patient to Therapatient: Social work students coping with mental illness. *Qualitative Health Research*. 25, 887–898. 2015

Zisman-Ilani, Y., Roe, D., **Karnieli-Miller, O.** (2015) Involving patients in decision making: understanding the past and planning the future. *Quality in Medicine*, 3, 10-12. 2015 (Hebrew)

Michael K., Solenko L., **Karnieli-Miller, O.** (2015). Perspectives of significant life events among at-risk youth. *Society and Welfare*, 35, 537-562 (Hebrew).

**Karnieli-Miller, O.** Nissim, G., Goldberg, M. (2015). "It's In the Cards:" The contribution of illustrated metaphor cards to exploring values within narratives. *Qualitative Health Research*, 1-14.

## Reviews

Yamin, A., Roe, D., **Karnieli-Miller, O.** (2017). Re-viewing from the inside and out – the processes of parents of people coping with a mental illness enrolled in a group intervention to reduce self-stigma. In A. Shalev and N. Lidor-Hadass (Eds.) *From Invisibility to Partnership: Paths to Recovery and Coping with Mental Illness in the Family* (Hebrew). Kiryat Ono: Ono Academic College, pp 117-130 (vol 2).

Shalev, A. Goldberg M., & **Karnieli-Miller O.** (2017). Building relationships, promoting communication and partnership with families of people coping with a mental illness. In A. Shalev and N. Lidor-Hadass (Eds.) *From Invisibility to Partnership: Paths to Recovery and Coping with Mental Illness in the Family* (Hebrew). Kiryat Ono: Ono Academic College, pp 235-272 (vol 2).

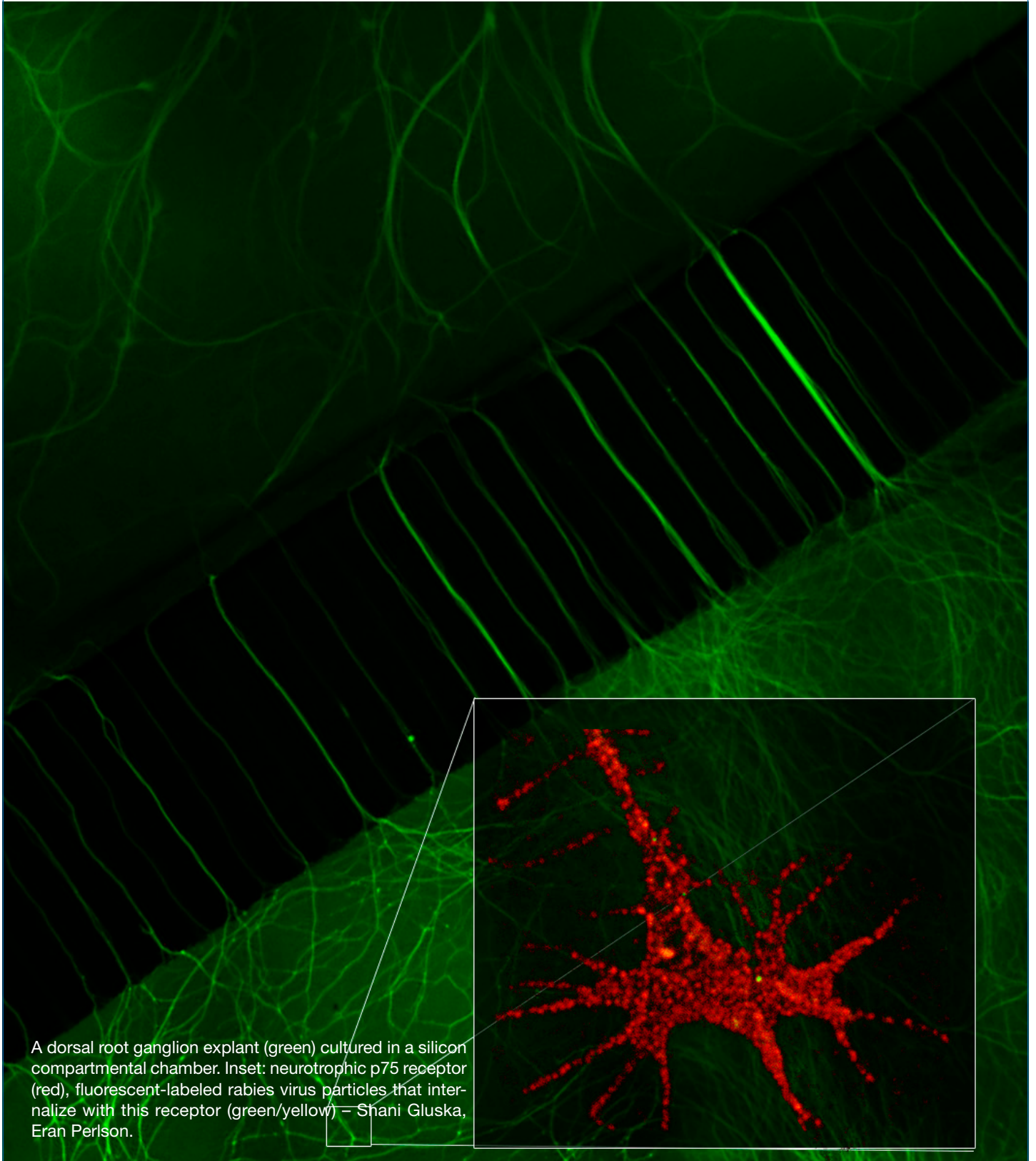
## Grants and Chapters

2016-2020 Preventing burnout and enhancing professionalism in the surgical unit care and medical teams

2017-2019 *Israel National Institute for Health Policy Research*, Enhancing Patient Centered Care through Understanding Barriers and Promotors to Implementing Shared Decision Process in Diabetes (with Eddy Karnieli & Yaara Zisman-Ilani)

2017-2020 *The Israel National Institute for Health Policy Research*, Improving Patients' Quality of Care through Enhancing Physicians' Professionalism and Preventing Burnout in a Surgical Division (with Guy Lahat, Nathaniel Laor, Keren Michael, Daniel Hamiel)

# Nervous System and Brain Disorders



A dorsal root ganglion explant (green) cultured in a silicon compartmental chamber. Inset: neurotrophic p75 receptor (red), fluorescently labeled rabies virus particles that internalize with this receptor (green/yellow) = Shani Gluska, Eran Perlon.





## Prof. Ruth Ashery-Padan, Ph.D.

Department of Human Molecular Genetics and  
Biochemistry  
Sackler Faculty of Medicine



E-mail: [ruthash@post.tau.ac.il](mailto:ruthash@post.tau.ac.il)  
URL: <http://asherypadanlab.com>



# Investigating the Molecular Basis of Visual System Development

## Positions

Professor, Sackler Faculty of Medicine

Committee Member, Israel Society of Developmental Biology

## Research

We study the gene networks that transform the embryonic cells into a complex, differentiated organ. We focus on exploring this question by studying the process of eye development as a model for organogenesis. We apply cutting-edge technologies including mouse genetic tools (Cre/loxP), molecular biology, and microarray analysis to identify and functionally characterize genes that regulate the development of the eye in mammals. Understanding the normal developmental regulation of the different eye structures is essential for understanding visual disorders and designing treatments for ocular phenotypes including retinal degeneration, glaucoma

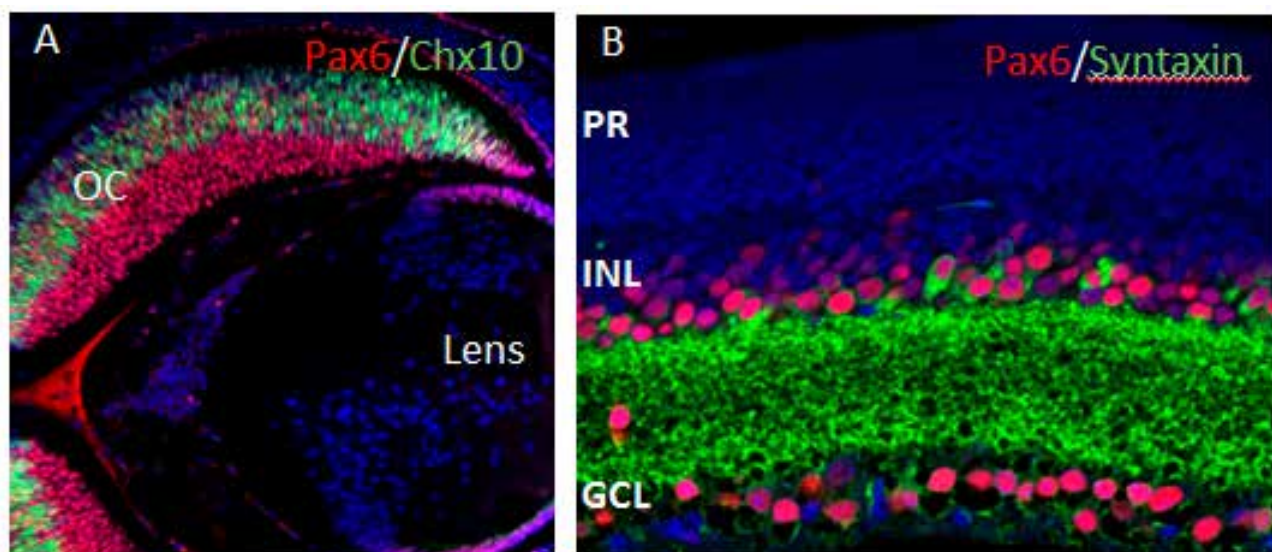
and cataracts, all of which are leading causes of blindness.

## Publications

Lam PT, Padula SL, Hoang TV, Poth JE, Liu L, Liang C, LeFever AS, Wallace LM, **Ashery-Padan R**, Riggs PK, Shields JE, Shaham O, Rowan S, Brown NL, Glaser T, Robinson ML. Considerations for the use of Cre recombinase for conditional gene deletion in the mouse lens. *Hum Genomics*. 2019;13:10.

Cohen-Tayar Y, Cohen H, Mitiagin Y, Abravanel Z, Levy C, Idelson M, Reubinoff B, Itzkovitz S, Raviv S, Kaestner KH, Blinder P, Elkon R, **Ashery-Padan R**. Pax6 regulation of Sox9 in the mouse retinal pigmented epithelium controls its timely differentiation and choroid vasculature development. *Development*. 2018;145(15).

Swisa A, Avrahami D, Eden N, Zhang J, Feleke E, Dahan T, Cohen-Tayar Y, Stolovich-Rain M,



Developmental genes play role in adult neurons. Immunofluorescence analysis reveals the expression pattern of developmental transcription factors (A) in the retinal progenitor cells located in the embryonic mouse optic cup (OC). (C) In the adult retina the developmental gene Pax6 is expressed in subtypes of retinal interneurons that co-express the synaptic protein syntaxin.

Kaestner KH, Glaser B, **Ashery-Padan R**, Dor, Y. PAX6 maintains beta cell identity by repressing genes of alternative islet cell types. *J Clin Invest* 2017;127, 230-243.

Remez LA, Onishi A, Menuchin-Lasowski Y, Biran A, Blackshaw S, Wahlin KJ, Zack DJ, **Ashery-Padan R**. Pax6 is essential for the generation of late-born retinal neurons and for inhibition of photoreceptor-fate during late stages of retinogenesis. *Dev Biol*, 2016; doi:10.1016/j.ydbio.2017.09.030.

Menuchin-Lasowski Y, Oren-Giladi P, Xie Q, Ezra-Elia R, Ofri R, Peled-Hajaj S, Farhy C, Higashi Y, Van de Putte T, Kondoh H, Huylebroeck D, Cvekl A, **Ashery-Padan R**. Sip1 regulates the generation of the inner nuclear layer retinal cell lineages in mammals. *Development*. 2016;143:2829-41.

#### Grants

2014-2019 Israel Science Foundation



## Dr. Avraham Ashkenazi, Ph.D.

Department of Cell and Developmental Biology  
Sackler Faculty of Medicine  
Tel Aviv University



TEL AVIV UNIVERSITY

Email: [ashkenaziavi@tauex.tau.ac.il](mailto:ashkenaziavi@tauex.tau.ac.il)

URL: <https://ashkenaziavi.wixsite.com/ashkenazilab>



# Understanding the Cell Biology of Misfolded Proteins That Cause Neurological Disorders

## Positions

Senior Lecturer, Sackler Faculty of Medicine

Faculty Member, Sagol School of Neuroscience

Director, Biomed@TAU Research Hub, Disorders of the Mind & Brain

## Research

Our research utilizes state-of-the-art technologies to elucidate cellular mechanisms of neurological disorders. Some of these disorders progress late in life, such as Huntington's disease and Parkinson's disease. A common characteristic in these disorders is the accumulation of proteins that are not folded

properly and can form aggregates in cells. Research in the lab is currently focused on the ubiquitin and autophagy pathways, the main routes by which aggregate-prone proteins are degraded. Also, these pathways are important for cells to cope with various stress conditions. We aim to elucidate novel regulatory pathways of protein homeostasis in cells to better understand the basis of these devastating diseases and to identify future therapeutic targets.

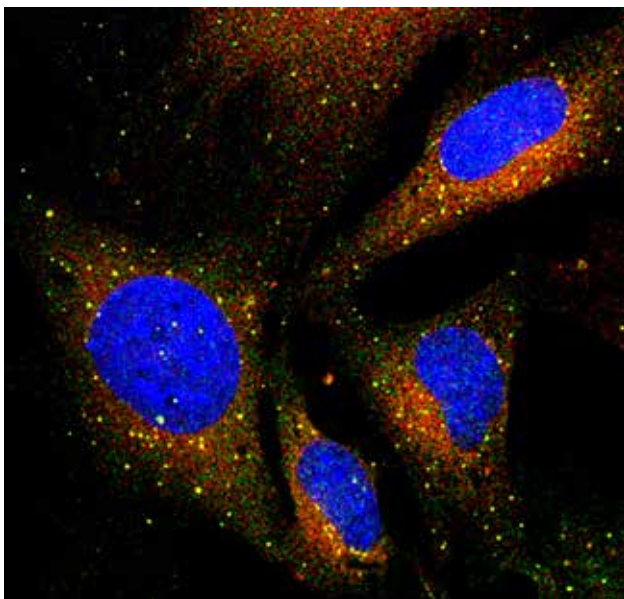
## Publications

Vicinanza, M., Korolchuk, V. I., **Ashkenazi, A.**, Puri, C., Menzies, F. M., Clarke, J. H., and Rubinsztein, D. C. (2015) PI(5)P regulates autophagosome biogenesis. *Molecular Cell* 57, 219-234

Bento, C. F., **Ashkenazi, A.**, Jimenez-Sanchez, M., and Rubinsztein, D. C. (2016) The Parkinson's disease-associated genes ATP13A2 and SYT11 regulate autophagy via a common pathway. *Nature Communications* 7, 11803

**Ashkenazi, A.**, Bento, C. F., Ricketts, T., Vicinanza, M., Siddiqi, F., Pavel, M., Squitieri, F., Hardenberg, M. C., Imarisio, S., Menzies, F. M., and Rubinsztein, D. C. (2017) Polyglutamine tracts regulate beclin 1-dependent autophagy. *Nature* 545, 108-111

Puri, C., Vicinanza, M., **Ashkenazi, A.**, Gratian, M. J., Zhang, Q., Bento, C. F., Renna, M., Menzies, F. M. and Rubinsztein, D. C. (2018) The RAB11A-Positive Compartment Is a Primary Platform for Autophagosome Assembly Mediated by WIPI2 Recognition of PI3P-RAB11A. *Developmental Cell* 45, 114-131



Pre-autophagosomal membrane structures in neuronal cells derived from the mouse striatum detected by the colocalization of the autophagy proteins WIPI2 (red) and ATG16L1 (green) in discrete puncta. Cells were stimulated with nutrient deprivation to induce autophagy.

## Reviews

Bento, C. F., Renna, M., Ghislat, G., Puri, C., **Ashkenazi, A.**, Vicinanza, M., Menzies, F. M., and Rubinsztein, D. C. (2016) Mammalian Autophagy: How Does It Work? *Annual Review of Biochemistry* 85, 685-713

Menzies, F. M., Fleming, A., Caricasole, A., Bento, C. F., Andrews, S. P., **Ashkenazi, A.**, Fullgrabe, J., Jackson, A., Jimenez Sanchez, M., Karabiyik, C., Licitra, F., Lopez Ramirez, A., Pavel, M., Puri, C., Renna, M., Ricketts, T., Schlotawa, L., Vicinanza, M., Won, H., Zhu, Y., Skidmore, J., and Rubinsztein, D. C. (2017) Autophagy and Neurodegeneration: Pathogenic Mechanisms and Therapeutic Opportunities. *Neuron* 93, 1015-1034

**Ashkenazi, A.**, Bento, C. F., Ricketts, T., Vicinanza, M., Siddiqi, F., Pavel, M., Squitieri, F., Hardenberg, M. C., Imarisio, S., Menzies, F. M., and Rubinsztein, D. C. (2017) Polyglutamine tracts regulate autophagy. *Autophagy* 13, 1613-1614

Ejlerskov, P., **Ashkenazi, A.**, and Rubinsztein, D. C. (2018) Genetic enhancement of macroautophagy in vertebrate models of neurodegenerative diseases. *Neurobiology of Disease* in press.

## Grants

2018-2019 FEBS Fellowship Follow-up Research Fund

2018-2021 Azrieli Foundation





## Prof. Hagit Eldar-Finkelman, Ph.D.

Department of Human Molecular Genetics and  
Biochemistry  
Sackler Faculty of Medicine



Email: [heladr@post.tau.ac.il](mailto:heladr@post.tau.ac.il)  
URL: <http://www.tau.ac.il/~heldar/>



# GSK-3 Signaling in Health and Disease

## Position

Professor, Sackler Faculty of Medicine  
Chair, Sackler Committee for Ph.D. Graduate Studies

## Research

Our research is focused on the molecular mechanisms regulating the protein kinase GSK-3 and their implications in human disease. GSK-3 is a central player in diabetes, neurodegenerative and psychiatric disorders, and recently emerged as a promising drug discovery target. We propose that inhibition of GSK-3 should produce therapeutic benefits in treating these disorders. We develop selective substrate competitive GSK-3 inhibitors and evaluate their efficacy and therapeutic effects in relevant in vitro and in vivo systems. So far we could show that our leading compound inhibitors had therapeutic efficacy in CNS disorders models for Alzheimer's disease, mood disorders, and multiple sclerosis.

In recent work we identified the lysosome as a GSK-3 target. This implicated GSK-3 as a key player in protein degradation pathways, particularly autophagy and endocytosis. Research methods combine cell biology, molecular biology and biochemistry disciplines together with bioinformatics and computational biology.

## Publications

Aloni, E., Shapira, M., **Eldar-Finkelman, H.**, Barnea, A. (2015) GSK-3 $\beta$  inhibition affects singing behavior and neurogenesis in adult songbirds. *Brain, Behavior and Evolution*, 85:233-244.

Klionsky, D.J., **Eldar-Finkelman, H.**, et al (2016) Guidelines for the use and interpretation for assay for monitoring autophagy. *Autophagy*, 12:1-222.

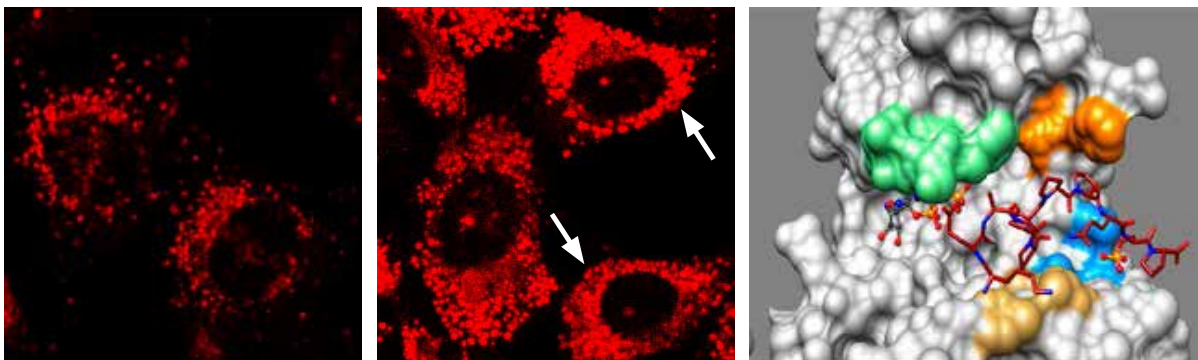
Licht-Murava A, Paz R, Vaks L, Avrahami L, Plotkin B, Eisenstein M, **Eldar-Finkelman H.** (2016) A unique type of GSK-3 inhibitor brings new opportunities to the clinic. *Sci Signal*. 9:ra110.

Grieco, S.F., Velmeshv, D., Magistri, M., **Eldar-Finkelman, H.**, Faghihi, M., Jope, R.S., Beurel, E. (2017) Ketamine up-regulates a cluster of intronic miRNAs within the serotonin receptor 2C gene by inhibiting glycogen synthase kinase-3. *World J. Biol. Physc.* 72:49-54.

Pardo M, Cheng Y, Velmeshv D, Magistri M, **Eldar-Finkelman H**, Martinez A, Faghihi MA, Jope RS, Beurel E. (2017) Intranasal siRNA administration reveals IGF2 deficiency contributes to impaired cognition in Fragile X syndrome mice. *JCI Insight*. 2:e91782.

## Grants

2017-2020 Israel Science Foundation



Treatment with GSK-3 inhibitor restores lysosomal activity, lysosomes shown as red dots (left). Computational model of GSK-3 inhibitor -L803-mts-binding with the substrate binding site (right).



Dr. Jason Friedman, Ph.D.

Department of Physical Therapy  
Stanley Steyer School of Health Professions  
Sackler Faculty of Medicine



Email: [jason@tau.ac.il](mailto:jason@tau.ac.il)  
URL: <http://www.curiousjason.com>  
URL: <http://www.tau.ac.il/~jason>

# Enhancing Motor Learning and Motor Control in Typically Developing and Clinical Populations

## Positions

Senior Lecturer, Sackler Faculty of Medicine  
Member, Sagol School of Neuroscience  
Head, M.Sc. Program in Physical Therapy

## Research

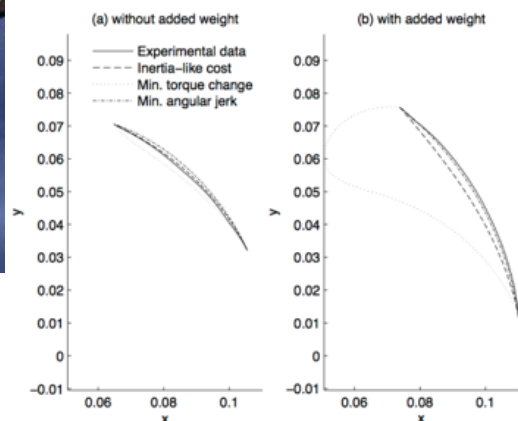
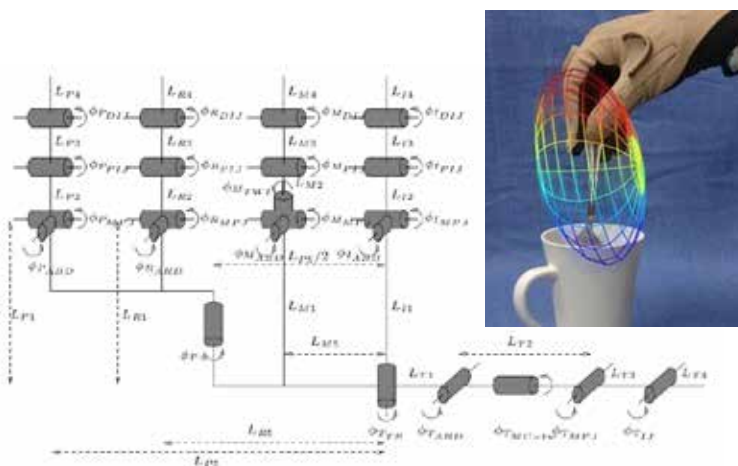
We study human movement in typical and clinical populations, with a focus on arm movements, grasping and finger movements. We are interested in fundamental questions such as how we learn to make new movements, how children develop motor skills during development, and how our motor function is affected by disorders such as Parkinson's disease, stroke, dystonia or cerebral palsy. We also study the interconnection between decision making and human movements. Our approach is to construct models that describe movement and force generation by the hand and arm, considering the biomechanics

of the hand and the neural processes leading up to making movements. This approach gives us insights into the strategies behind the complex movements and force coordination required to successfully perform grasping and manipulation, as well as a greater understanding of the causes of differences in performance in individuals with motor disorders. A goal of this research is to improve rehabilitation of hand function through improving our knowledge of these strategies.

## Publications

**J. Friedman** and M. Korman. Observation of an expert model induces a skilled movement coordination pattern in a single session of intermittent practice. *Scientific Reports*, 9: 4609, 2019

O. Ezrati, **J. Friedman** and R. Dar. Attenuation of access to internal states in high obsessive-compulsive individuals might increase susceptibility



**Left:** We use a model of the hand with the finger joints modelled as revolute joints, with twenty degrees of freedom. **Middle:** Based on models such as these, we can determine the properties of grasps subjects select, for example, when stirring with a spoon, to determine what are the important factors used when generating these grasps. The ellipsoid shows that the subject selected the grasp to maximize the angular velocity about the up-down axis (i.e., to stir the coffee!). Figure from the cover of *Cortex*, 2007. **Right:** Comparing different models of finger movement to experimental data allowed us to adjudicate between different theoretical models of movement generation (from Friedman and Flash, *Exp. Brain Res*, 2009).

to false feedback: Evidence from a visuo-motor hand-reaching task. *Journal of Behavior Therapy and Experimental Psychiatry*, 65: 101455, 2019

H. Dempsey-Jones, D.B. Wesselink, **J. Friedman**, T.R. Makin. Organised toe maps in extreme foot users. *Cell Reports*, 28(11): 2748 – 2756, 2019

Kaufman-Cohen Y, **Friedman J**, Levanon Y, Jacobi G, Doron N, Portnoy S. Wrist plane of motion and range during daily activities. *Am J Occup Ther*. 2018;72:7206205080p1-7206205080p10.

Portnoy S, Mimouni-Bloch A, Rosenberg L, Offek H, Berman T, Kochavi M, Orman G, **Friedman J**. Graphical product quality and muscle activity in children with mild disabilities drawing on a horizontally or vertically oriented tablet. *Am J Occup Ther*. 2018;72:7206205040p1-7206205040p7.

Oliveira M, Ibanescu RI, Anstett K, Mésplède T, Routy JP, Robbins MA, Brenner BG; Montreal Primary HIV (PHI) Cohort Study Group. Selective resistance profiles emerging in patient-derived clinical isolates with cabotegravir, bictegravir, dolutegravir, and elvitegravir. *Retrovirology*. 2018;15:56.

Raveh E, Portnoy S, **Friedman J**. Myoelectric prosthesis users improve performance time and accuracy using vibrotactile feedback when visual feedback is disturbed. *Arch Phys Med Rehabil*. 2018;99:2263-2270.

Raveh E, **Friedman J**, Portnoy S. Evaluation of the effects of adding vibrotactile feedback to myoelectric prosthesis users on performance and visual attention in a dual-task paradigm. *Clin Rehabil*. 2018;32:1308-1316.

Raveh E, Portnoy S, **Friedman J**. Adding vibrotactile feedback to a myoelectric-controlled hand improves performance when online visual feedback is disturbed. *Hum Mov Sci*. 2018;58:32-40.

Shaklai S, Mimouni-Bloch A, Levin M, **Friedman J**. (2017) Development of finger force coordination in children. *Exp Brain Res*. 235:3709-3720.

Raveh E, **Friedman J**, Portnoy S. (2017) Visuomotor behaviors and performance in a dual-task paradigm with and without vibrotactile feedback when using a myoelectric controlled hand. *Assist Technol*. 1-7.

Noy L, Weiser N, **Friedman J**. (2017) Synchrony in joint action is directed by each participant's motor control system. *Front Psychol*. 8:531.

Awasthi, B., Williams, M. A., and **Friedman, J.** (2016). Examining the role of red background in magnocellular contribution to face perception. *PeerJ*, 4, e1617.

**J. Friedman** and M. Korman. Offline optimization of the relative timing of movements in a sequence is blocked by retroactive behavioral interference. *Frontiers in Human Neuroscience*, 10, 623, 2016.

Noy, L., Alon, U., and **Friedman, J.** (2015). Corrective jitter motion shows similar individual frequencies for the arm and the finger. *Experimental Brain Research*, 233, 1307–1320.

Portnoy, S., Rosenberg, L., Alazraki, T., Elyakim, E., and **Friedman, J.** (2015). Differences in muscle activity patterns and graphical product quality in children copying and tracing activities on horizontal or vertical surfaces. *Journal of Electromyography and Kinesiology*, 25, 540–547.

Zopf, R., **Friedman, J.**, and Williams, M. A. (2015). The plausibility of visual information for hand ownership modulates multisensory synchrony perception. *Experimental Brain Research*, 233, 2311–2321.

#### Grants

- |           |   |
|-----------|---|
| 2018-2020 | Minducate Science of Learning scholarship, Tel Aviv University – Smart Robotic Device for Enhancing Motor and Cognitive Learning of Children With Special Needs |
| 2019-2021 | MILA – Mind and language, Sagol School of Neuroscience, Tel Aviv University – Kinematic factors in the acquisition of sign language                             |
| 2020-2023 | German-Israeli Foundation for Scientific Research and Development (GIF) – Accelerating motor learning with computational scaffolding                            |



## Prof. Ilana Gozes, Ph.D.

Department of Human Molecular Genetics and  
Biochemistry  
Sackler Faculty of Medicine



Email: [igozes@post.tau.ac.il](mailto:igozes@post.tau.ac.il)

# Neuronal Plasticity and Nerve Cell Protection in Disease

## Positions

Professor Emeritus of Clinical Biochemistry, Sackler Faculty of Medicine

Lily and Avraham Gildor Chair for the Investigation of Growth Factors

Director, Dr. Diana and Zelman Elton Laboratory for Molecular Neuroendocrinology

Editor-in-Chief, *Journal of Molecular Neuroscience*

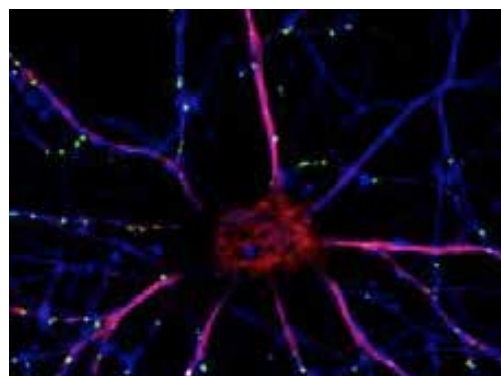
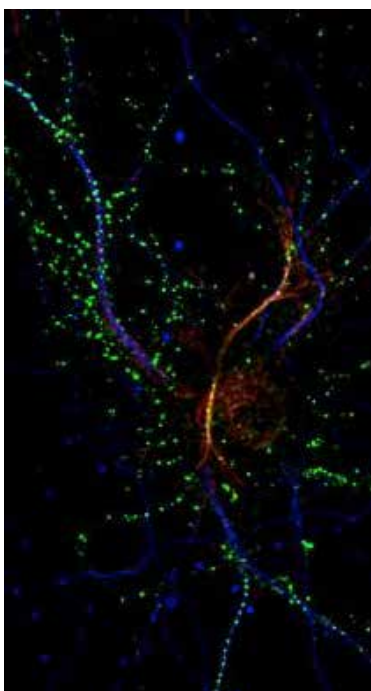
Member, MALAG (Israeli Council of Higher Education)

## Research

Our research is characterized by a multi-level approach to the study of brain function, behavior, memory and drug discovery, from molecules to cures. Targeting autism, schizophrenia as well as Alzheimer's disease and related neurodegeneration and utilizing a multidisciplinary approach, our group investigates

different aspects of neuronal plasticity and nerve cell protection, at the molecular, cellular and system level. A major focus in the laboratory is on nerve structure and transport mechanisms. We have discovered novel families of proteins associated with cross talk among nerve cells and their support cells, including activity-dependent neurotrophic factor (ADNF) and activity-dependent neuroprotective proteins (ADNPs, with ADNP being a major gene mutated in autism). Small ADNF and ADNP derivatives are in clinical development. The lead compound, davunetide is planned for an advanced Phase II clinical trial with the biotech industry.

Davunetide has previously shown efficacy in several Phase II clinical trials (i.e. in patients suffering from mild cognitive impairment, preceding Alzheimer's disease and in schizophrenia patients, protecting activities of daily living).



The NAP-motif of activity-dependent neuroprotective protein (ADNP) regulates dendritic spines through Microtubule End Binding (EB) proteins.



## Publications

Merenlender-Wagner A, Malishkevich A, Shemer Z, Udawela M, Gibbons A, Scarr E, Dean B, Levine J, Agam G, **Gozes I**. Autophagy has a key role in the pathophysiology of schizophrenia. *Mol Psychiatry* 20: 126-132, 2015.

**Gozes I**, Iram T, Maryanovsky E, Arviv C, Rozenberg L, Schirer Y, Giladi E, Furman-Assaf S. Novel tubulin and TAU neuroprotective fragments sharing structural similarities with the drug candidate NAP (Davuentide). *J Alzheimers Dis*. 40 Suppl 1:S23-36.

**Gozes I**, Yeheskel A, Pasmanik-Chor M. activity-dependent neuroprotective protein (ADNP): a case study for highly conserved chordata-specific genes shaping the brain and mutated in cancer. *J Alzheimers Dis* 45: 57-73, 2015.

Malishkevich A, Amram N, Hacoheh-Kleiman G, Magen I, Giladi E, Gozes I. Activity-Dependent Neuroprotective Protein (ADNP) Exhibits Striking Sexual Dichotomy Impacting on Autistic and Alzheimer's Pathologies. *Transl Psychiatry* 5: e501, 2015.

Heimesaat MM, Fischer A, Kühl AA, Göbel UB, **Gozes I**, Bereswill S. Anti-Inflammatory properties of NAP in acute toxoplasma gondii-induced oleitis in mice. *Eur J Microbiol Immunol (Bp)*. 5: 210-220, 2015.

Hacoheh Kleiman G, Barnea A, **Gozes I**. ADNP: A major autism mutated gene is differentially distributed (age and gender) in the songbird brain. *Peptides*. 72: 75-79, 2015.

Malishkevich A, Leyk J, Goldbaum O, Richter-Landsberg C, **Gozes I**. ADNP/ADNP2 expression in oligodendrocytes: implication for myelin-related neurodevelopment. *J Mol Neurosci* 57: 304-313, 2015.

Vaisburd S, Shemer Z, Yeheskel A, Giladi E, **Gozes I**. Risperidone and NAP protect cognition and normalize gene expression in a schizophrenia mouse model. *Scientific Reports*, 2015; 5:16300.

Malishkevich A, Marshall GA, Schultz AP, Sperling RA, Aharon-Peretz J, **Gozes I**. Blood-borne activity-dependent neuroprotective protein (ADNP) is correlated with premorbid intelligence, clinical stage and Alzheimer's disease biomarkers *J Alzheimers Dis*, 2015;50:249-60.

**Gozes I**, Sragovich S, Schirer Y, Idan-Feldman A. D-SAL and NAP: Two peptides sharing a SIP domain. *J Mol Neurosci*. 2016;59:220-31.

Amram N, Hacoheh-Kleiman G, Sragovich S, Malishkevich A, Katz J, Touloumi O, Lagoudaki R,

Grigoriadis NC, Giladi E, Yeheskel A, Pasmanik-Chor M, Jouroukhin Y, **Gozes I**. Sexual divergence in microtubule function: the novel intranasal microtubule targeting SKIP normalizes axonal transport and enhances memory. *Mol Psychiatry*. 2016 . 21:1467-1476.

Hadar A, Milanese E, Squassina A, Niola P, Chillotti C, Pasmanik-Chor M, Yaron O, Martásek P, Rehavi M, Weisglass-Volkov D, Shomron N, **Gozes I**, Gurwitz D. RGS2 expression predicts amyloid-b sensitivity, MCI and Alzheimer's disease: genomewide transcriptomic profiling and bioinformatics data mining. *Transl Psychiatry* 6:e909,2016.

Polanco MJ, Parodi S, Piol D, Stack C, Chivet M, Contestabile A, Miranda HC, Lievens PM-J, Espinoza S, Jochum T, Rocchi A, Grunseich C, Gainetdinov RR, Cato ACB, Lieberman AP, La Spada AR, Sambataro F, Fischbeck KH, **Gozes I**, Pennuto M (2016) Adenylyl cyclase activating polypeptide reduces phosphorylation and toxicity of the polyglutamine-expanded androgen receptor in spinobulbar muscular atrophy. *Sci Trans Med* 8, 370ra181.

Ivashko-Pachima, Y. Sayas, CL, Malishkevich A., **Gozes, I**. ADNP/NAP dramatically increase microtubule end binding protein-Tau interaction: A novel avenue for protection against tauopathy. *Mol Psychiatry*. 2017 doi: 10.1038/mp.2016.255.

**Gozes I**, Van Dijck A, Hacoheh-Kleiman G, Grigg I, Karmon G, Giladi E, Eger M, Gabet Y, Pasmanik-Chor M, Cappuyns E, Elpeleg O, Kooy RF, Bedrosian-Sermone S. Premature primary tooth eruption in cognitive/motor-delayed ADNP-mutated children. *Transl Psychiatry*. 2017;7(2):e1043.

**Gozes I**, Patterson MC, Van Dijck A, Kooy RF, Peeden JN, Eichenberger JA, Zawacki-Downing A, Bedrosian-Sermone S. The eight and a half year journey of undiagnosed AD: gene sequencing and funding of advanced genetic testing has led to hope and new beginnings. *Front Endocrinol (Lausanne)*. 2017;8:107.

Escher U, Giladi E, Dunay IR, Bereswill S, **Gozes I**, Heimesaat MM. Anti-inflammatory Effects of the octapeptide nap in human microbiota-associated mice suffering from subacute ileitis. *Eur J Microbiol Immunol*. 2018;8:34-40.

Hacoheh-Kleiman G, Sragovich S, Karmon G, Gao AYL, Grigg I, Pasmanik-Chor M, Le A, Korenkova V, McKinney RA, **Gozes I**. Activity-dependent neuroprotective protein deficiency models synaptic and developmental phenotypes of autism-like syndrome. *The J Clin Invest*. 2018;128:4956-4969

Hadar A, Milanesi E, Walczak M, Puzianowska-Kuznicka M, Kuznicki J, Squassina A, Niola P, Chillotti C, Attems J, **Gozes I**, Gurwitz D. SIRT1, miR-132 and miR-212 link human longevity to Alzheimer's Disease. *Sci Rep*. 2018;8:8465.

Heimesaat MM, Giladi E, Kuhl AA, Bereswill S, **Gozes I**. The octapeptide NAP alleviates intestinal and extra-intestinal anti-inflammatory sequelae of acute experimental colitis. *Peptides*. 2018;101(1-9).

Van Dijck A, Vulto-van Silfhout AT, Cappuyns E, van der Werf IM, Mancini GM, Tzschach A, Bernier R, **Gozes I**, Eichler EE, Romano C, Lindstrand A, Nordgren A, Consortium A, Kvarnung M, Kleefstra T, de Vries BBA, Kury S, Rosenfeld JA, Meuwissen ME, Vandeweyer G, et al. Clinical presentation of a complex neurodevelopmental disorder caused by mutations in ADNP. *Biol Psych*. 2018;85:287-297.

Ziv Y, Rahamim N, Lezmy N, Even-Chen O, Shaham O, Malishkevich A, Giladi E, Elkon R, **Gozes I**, Barak S. Activity-dependent neuroprotective protein (ADNP) is an alcohol-responsive gene and negative regulator of alcohol consumption in female mice. *Neuropsychopharmacol*. 2019;44:415-424.

Ivashko-Pachima, Y., and **Gozes, I**. 2018. NAP protects against Tau hyperphosphorylation through GSK3. *Curr Pharm Des*. 24:3868-3877.

**Gozes, I**, Ivashko-Pachima, Y., and Sayas, C.L. 2018. ADNP, a microtubule interacting protein, provides neuroprotection through end binding proteins and Tau: An amplifier effect. *Front Mol Neurosci* 11:151.

Hacohen-Kleiman G, Yizhar-Barnea O, Touloumi O, Lagoudaki R, Avraham KB, Grigoriadis N, **Gozes I**. Atypical auditory brainstem response and protein expression aberrations related to ASD and hearing loss in the Adnp haploinsufficient mouse brain. *Neurochem Res*. 2019.

Ivashko-Pachima, Y., Maor-Nof, M., **Gozes, I**. NAP (davunetide) preferential interaction with dynamic 3-repeat Tau explains differential protection in selected tauopathies. *PLoS One*. 2019;14:e0213666.

Mollinedo, P., Kapitansky, O., Gonzalez-Lamuno, D., Zaslavsky, A., Real, P., **Gozes, I**, Gandarillas, A., Fernandez-Luna, J.L. Cellular and animal models of skin alterations in the autism-related ADNP syndrome. *Sci Rep*. 2019;9:736.

Sragovich, S., Malishkevich, A., Piontkewitz, Y., Giladi, E., Touloumi, O., Lagoudaki, R., Grigoriadis, N., **Gozes, I**. The autism/neuroprotection-linked ADNP/NAP regulate the excitatory glutamatergic synapse. *Translational psychiatry*. 2019;9:2.

## Reviews

**Gozes I**. The cytoskeleton as a drug target for neuroprotection: the case of the autism-mutated ADNP. *Biol Chem*. 2016;397:177-84.

**Gozes I**, Baas PW, Richter-Landsberg C. International Meeting Molecular Neurodegeneration: News and Views in Molecular Neuroscience in Health and Disease. *J Mol Neurosci* 57: 153-159, 2015.

**Gozes I**, Helsmoortel C, Vandeweyer G, Van der Aa N, Kooy F, Sermone SB (2015) The compassionate side of neuroscience: Tony Sermone's undiagnosed genetic journey--ADNP mutation. *J Mol Neurosci* 56: 751-757, 2015.

**Gozes I**, Ivashko-Pachima, Y. ADNP: in search for molecular mechanisms and innovative therapeutic strategies for frontotemporal degeneration. *Front. Aging Neurosci*. 2015, 7:205.

Klionsky DJ et al., (including **Gozes I**) Guidelines for the use and interpretation of assays for monitoring autophagy (3rd edition). *Autophagy*. 2016;12:1-222.

Pennuto M, **Gozes I**. Introduction to the Special Issue on Spinal and Bulbar Muscular Atrophy. *J Mol Neurosci*. 2016;58:313-6.

Pachima YI, Zhou LY, Lei P, **Gozes I**. Microtubule-Tau Interaction as a Therapeutic Target for Alzheimer's Disease. *J Mol Neurosci*. 2016;58:145-52

**Gozes I**. Neuroprotective Drug Development: The Story of ADNP, NAP (Davunetide), and SKIP. In: Neuroprotection in Alzheimer's Disease; I Gozes, Editor, Elsevier Press. 2016, in press.

**Gozes I**. PACAP, VIP, and ADNP: Autism and Schizophrenia. In: Pituitary Adenylate Cyclase Activating Polypeptide (Dora Reglodi and Andrea Tamas, Editors, Current Topics in Neurotoxicity 11, Springer) 2016 pp. 781-792.

**Gozes I**. Sexual divergence in activity-dependent neuroprotective protein impacting autism, schizophrenia, and Alzheimer's disease. *J Neurosci Res*. 2017;95(1-2):652-660.

**Gozes I**. (Editor) Neuroprotection in Alzheimer's Disease, Book 1-342, Introduction, pages 1-2, Academic Press (Elsevier), 2017.

Hadar A. **Gozes I**, Gurwitz D. RGS2 and SIRT1 Link Renin Angiotensin Aldosterone System to Alzheimer's Disease, in: **Gozes I**. (Editor) Neuroprotection in Alzheimer's Disease, Academic Press (Elsevier), Chapter 12, pages 239-251, 2017.

**Gozes I**. Neuroprotective Drug Development: The Story of ADNP, NAP (Davunetide), and SKIP, in:

**Gozes I.** (Editor) Neuroprotection in Alzheimer's Disease, Academic Press (Elsevier), Chapter 13, pages 253-270, 2017.

**Gozes I.** Specific protein biomarker patterns for Alzheimer's disease: improved diagnostics in progress. *EPMA J.* 2017;8:255-9.

**Gozes I,** Hoglinger G, Quinn JP, Hooper NM, Hoglund K. Tau Diagnostics and Clinical Studies. *J Mol Neurosci.* 2017;63(2):123-30.

Sragovich S, Merenlender-Wagner A, **Gozes I.** ADNP Plays a Key Role in Autophagy: From Autism to Schizophrenia and Alzheimer's Disease. *BioEssays: News Reviews Molecular, Cellular and Developmental Biology.* 2017;39(11).

**Gozes I,** Ivashko-Pachima Y, Sayas CL. ADNP, a Microtubule Interacting Protein, Provides Neuroprotection Through End Binding Proteins and Tau: An Amplifier Effect. *Front Mol Neurosci.* 2018;11(151).

**Gozes, I.** 2018. ADNP regulates cognition: A multitasking protein. *Front Neurosci* 12:873.

Shioda S, **Gozes I.** Neuropeptides: From Bench to Bedside. *Curr Pharm Des.* 2018;24:3867.

Dardiotis E, Aloizou AM, Markoula S, Siokas V, Tsarouhas K, Tzanakakis G, Libra M, Kyritsis AP, Brotis AG, Aschner M, **Gozes I,** Bogdanos DP, Spandidos DA, Mitsias PD, Tsatsakis A. Cancer-

associated stroke: Pathophysiology, detection and management. *Int J Oncol.* 2019;54:779-96.

Henrich-Noack P, Nikitovic D, Neagu M, Docea AO, Engin AB, Gelperina S, Shtilman M, Mitsias P, Tzanakakis G, **Gozes I,** Tsatsakis A. The blood-brain barrier and beyond: Nano-based neuropharmacology and the role of extracellular matrix. *Nanomed* 2019.

#### Grants

2016-2019 ERA-NET NEURON – Modelling syndromic autism caused by mutations in the ADNP gene (with Frank Kooy, Pierre-Luc Germain, Christopher E. Pearson)

2016-2019 Ministry of Science and Technology, Israel, Eshkol Fellowships (Shlomo Sragovich, Gal Hacoheh Kleiman, student fellowships)

2017-2020 NSF-BSF (US-Israel BSF) - Computational Approaches to Assess Replicability of Neurobehavioral, Yoav Benjamini, Ilan Golani, Jackson Labs.

2019-2020 Ministry of Defense Israel, Science Unit, Brain Trauma Biomarkers

2019-2022 ERA-NET Neuron, Pleiotropic Effects of ADNP in Mental Disorders (Ministry of Health)



## Dr. Yoni Haitin, Ph.D.

Department of Physiology and Pharmacology  
Sackler Faculty of Medicine  
Sagol School of Neuroscience



Email: [yhaitin@post.tau.ac.il](mailto:yhaitin@post.tau.ac.il)

# The Molecular Basis of the Regulation of Immune and Cancer Cells by Ion Channels

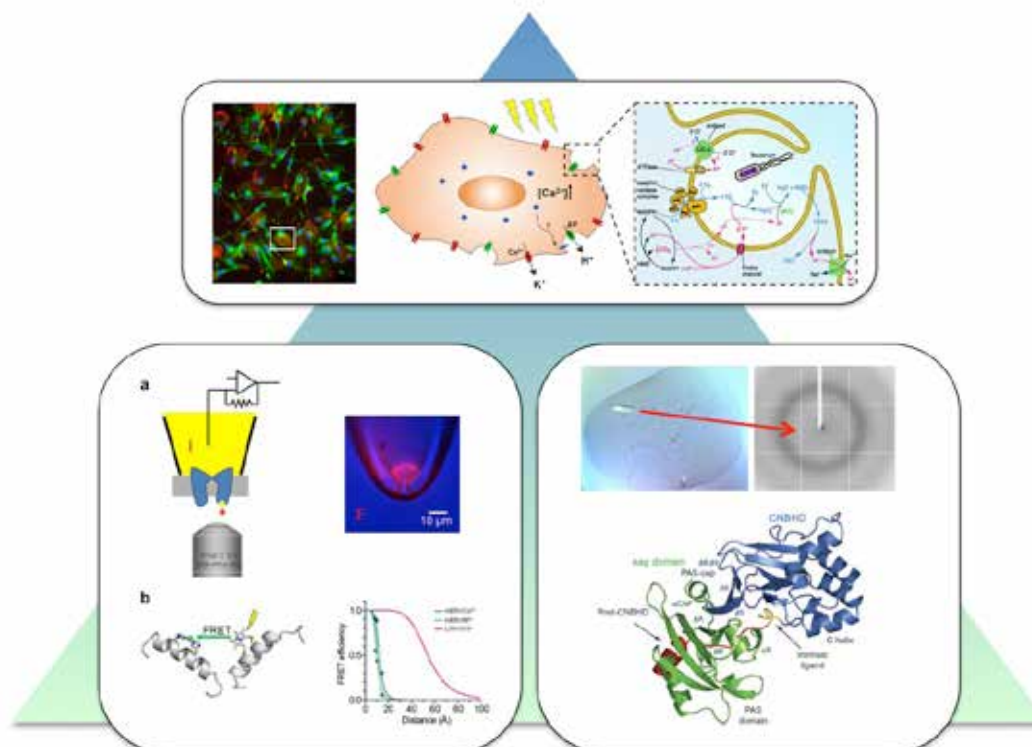
## Position

Senior Lecturer, Sackler Faculty of Medicine

## Research

Ion channels are membrane-embedded molecular machines that enable cells to communicate with their extracellular environment. Ion channels regulate a host of physiological processes such as neuronal excitability and immune cells activation. Consequently, genetic mutations that hamper their function can lead to severe pathologies, which include epilepsies, cardiac arrhythmias and transformation of cancer cells.

Our lab is interested in the utmost basic molecular and structural aspects of the emerging roles ion channels play in microglia, the resident immune cells of the brain. Any disturbance to brain homeostasis evokes rapid microglial transformation from a resting to an activated, phagocytic state. Ion channels, and other signalling cascades, orchestrate this activation. However, immune response in a central and delicate organ such as the brain can be a double-edged sword, exacerbating both acute conditions such as stroke and neurodegenerative disorders such as Alzheimer's and Parkinson's diseases.



Our efforts for elucidating how ion channels contribute to microglial activity are equally supported by combining electrophysiological and fluorescence, which enable the characterization of ion channel dynamics, with x-ray crystallography for structural analysis at the atomic level.



Using a combined multidisciplinary approach, which includes fluorescence, x-ray crystallography, and electrophysiology, we pursue better understanding of the molecular mechanisms and protein dynamics governing the regulation of these channels and, in turn, elucidate how they contribute to microglial activity. Ultimately, unveiling the molecular basis of microglial ion channels modulation may prove beneficial for microglial-related brain pathologies.

## Publications

Lisnyansky M, Kapelushnik N, Ben-Bassat A, Marom M, Loewenstein A, Khananshvili D, Giladi M, **Haitin Y.** Reduced activity of geranylgeranyl diphosphate synthase mutant is involved in bisphosphonate-induced atypical fractures. *Mol Pharmacol.* 2018;94:1391-1400.

Ferofontov A, Strulovich R, Marom M, Giladi M, **Haitin Y.** Inherent flexibility of CLIC6 revealed by crystallographic and solution studies. *Sci Rep.* 2018;8:6882.

Meisel E, Tobelaim W, Dvir M, **Haitin Y.**, Peretz A, Attali B. Inactivation gating of Kv7.1 channels does not involve concerted cooperative subunit interactions. *Channels (Austin).* 2018;12:89-99.

Mashahreh B, Hassouna F, Soudah N, Cohen-Kfir E, Strulovich R, **Haitin Y.**, Wiener R. Trans-binding of UFM1 to UBA5 stimulates UBA5 homodimerization and ATP binding. *FASEB J.* 2018;32:2794-2802

Padala P., Soudah N., Giladi M., **Haitin Y.**, Isupov M.N., Wiener R. (2017) The crystal structure and conformations of an unbranched mixed tri-ubiquitin chain containing K48 and K63 linkages. *J Mol Biol.*, accepted for publication.

Tobelaim W.S., Dvir M., Lebel G., Cui M., Buki T., Peretz A., Marom M., **Haitin Y.**, Logothetis D.E., Hirsch J.A., Attali B. (2017). Ca<sup>2+</sup>-Calmodulin and PIP2 interactions at the proximal C-terminus of Kv7 channels. *Channels.*, accepted for publication.

Edri I., Goldenberg M., Lisnyansky M., Strulovich R., Newman H., Loewenstein A., Khananshvili D., Giladi M., **Haitin Y.** (2017) Overexpression and purification of human Cis-prenyltransferase in *Escherichia coli*. *J Vis Exp.*, **2017**.

Giladi M., Lee S.Y., Ariely Y., Teldan Y., Granit R., Strulovich R., **Haitin Y.**, Chung K.Y. and Khananshvili D. (2017). Structure-encoded dynamics of regulatory diversity in sodium-calcium exchanger (NCX) isoforms. *Sci Rep.*, **7**, 993.

James Z.M., Borst A.J., **Haitin Y.**, Frenz B., Dimaio F., Zagotta W.N. and Veesler D. (2017). Allosteric Regulation of a Cyclic Nucleotide-Gated Ion Channel Visualized by *CryoEM*. *PNAS*, **114**, 4430-4435.

Giladi M.\*, Edri I., Goldenberg M., Newman H., Strulovich R., Khananshvili D., **Haitin Y.\***, Loewenstein A. (2017). Purification and characterization of human dehydrodolichyl diphosphate synthase (DHDDS) overexpressed in *E. coli*. *Protein Expr Purif.*, **132**, 138-142. \*Co-corresponding author.

Tobelaim W.S., Dvir M., Lebel G., Cui M., Buki T., Peretz A., Marom M., **Haitin Y.**, Logothetis D.E., Hirsch J.A., Attali B. (2017). Competition of calcified calmodulin N lobe and PIP2 to an LQT mutation site in Kv7.1 channel. *PNAS*, **114**, E869-E878.

## Grants

2015 – 2019 Israeli Center for Research Excellence (I-CORE): Structural Biology of the Cell – Biophysics and medical technology

2017 – 2020 Israel Science Foundation (ISF), Personal Grant

2017 – 2019 Israel Cancer Research Fund (ICRF), Research Career Development Award (RCDA)



## Prof. Talma Hendler, M.D., Ph.D.

Department of Physiology and Pharmacology  
Sackler Faculty of Medicine;  
School of Psychological Sciences;  
Sagol School of Neuroscience



Email: [hendlert@gmail.com](mailto:hendlert@gmail.com)  
URL: <http://www.fmri-tlv.org/>

# Brain Mechanisms of Human Emotion Generation & Regulation

Laboratory for Brain and Emotion Experience

Functional Brain Center, Wohl Institute for Advanced Imaging, Tel Aviv Sourasky Medical Center

## Positions

Professor of Psychiatry and Psychology, Department of Physiology and Pharmacology, Sackler Faculty of Medicine, School of Psychological Sciences and Sagol School of Neuroscience

Director, The Sagol Center for Brain Functions, Wohl Institute for Advanced Imaging, Tel Aviv Sourasky Medical Center

## Research

Investigating brain mechanisms underlie generation and regulation of the human emotional experience,

in healthy and pathological states. The research is based on measuring indices of brain structure and functional dynamics via MRI (functional-MRI, DTI and Volumetric-MRI) and separate or simultaneous recording of electrical signals (scalp-EEG and intracranial-EEG). The characterization of individual brain response is based on correlating neural activity and connectivity with behavioral and physiological measurements of emotionality (e.g. heart rate, hormone secretion, genetic expression, skin conductance, eye movements and verbal output). Induction of emotional states is achieved via film and music media, inter-personal interactions, and interactive social games. Regulation of emotions is modulated via on-line feedback protocols from brain signals in a closed loop set-up (i.e. *NeuroFeedback*). The lab is also involved in studies aim to advance translation while focusing on neural markers of vulnerability and recovery with regard to post



A frame from Intra- and inter-Network Cohesion Index (NCI) mapping, obtained from 16 healthy individuals while viewing a sad inducing movie clip (*Stepmom*). The trace on top presents continuous reported sadness intensity indicating that the frame depicts a moment of enhanced sadness (adapted from Raz et al *Neuroimage* 2012).

traumatic disorders (e.g. anxiety and depression), developmental disorders (e.g. schizophrenia and personality) and neurodegenerative disorders (e.g. parkinson disease). An essential part of this aspect of our work is the development of advanced new tools for acquiring and analyzing whole brain neural measurements; including applying multi-scale mapping for capturing dynamics of brain networks.

## Publications

Amar, D., Yekutieli, D., Maron-Katz, A., **Hendler, T.**, & Shamir, R. (2015). A hierarchical Bayesian model for flexible module discovery in three-way time-series data. *Bioinformatics*, 31, i17-i26.

Ben Simon, E., Oren, N., Sharon, H., Kirschner, A., Goldway, N., Okon-Singer, H., Tauman, R., Deweese, M.M., Keil, A., & **Hendler, T.** (2015). Losing neutrality: The neural basis of impaired emotional control without sleep. *Journal of Neuroscience*, 35, 13194-13205.

Gilam, G., Lin, T., Raz, G., Azrielant, S., Fruchter, E., Ariely, D., & **Hendler, T.** (2015). Neural substrates underlying the tendency to accept anger-infused ultimatum offers during dynamic social interactions. *NeuroImage*, 120, 400-411.

Okon-Singer, H., **Hendler, T.**, Pessoa, L., & Shackman, A.J. (2015). The neurobiology of emotion-cognition interactions: fundamental questions and strategies for future research. *Frontiers in Human Neuroscience* 9, 58.

Glikmann-Johnston, Y., Oren, N., **Hendler, T.**, & Shapira-Lichter, I. (2015). Distinct functional connectivity of the hippocampus during semantic and phonemic fluency. *Neuropsychologia*, 69, 39-49

Vaisvaser S., Modai S., Farberov L., Lin T., Sharon H., Gilam A., Volk N., Admon R., Edry L., Fruchter E., Wald I., Bar-Haim Y., Tarrasch R., Chen A., Shomron N., and **Hendler T.** (2016). Neuro-epigenetic indications of acute stress response in humans: the case of microRNA-29c. *PLoS One* (accepted)

Keynan, J.N, Meir-Hasson, Y., Gilam, G., Cohen, A., Jackont, G., Kinreich, S., Ikar, L., Or-Borichev, A., Etkin, A., Gyurak, A., Klovatch, I., Intrator, N., & **Hendler, T.** (2016). Limbic activity modulation guided by fMRI-Inspired EEG improves implicit emotion regulation. *Biological Psychiatry* (accepted)

Gonen, T., Soreq, E., Eldar, E., Ben-Simon, E., Raz, G., & **Hendler, T.** (2016). Human mesostriatal response tracks motivational tendencies under naturalistic goal conflict. *Social Cognitive and Affective Neuroscience*, 11, 961-972.

Shapira-Lichter, I., Klovatch, I., Nathan, D., Oren, N., & **Hendler, T.** (2016). Task-specific aspects of goal-directed word generation identified via simultaneous EEG-fMRI. *Journal of Cognitive Neuroscience* 28, 1406-1418.

Meir-Hasson, Y., Keynan, J. N., Kinreich, S., Jackont, G., Cohen, A., ... **Hendler, T.** & Intrator, N. (2016). One-Class fMRI-Inspired EEG Model for Self-Regulation Training. *PLoS One*, 11, e0154968.

Gazit, T., Andelman, F., Glikmann-Johnston, Y., Gonen, T., Solski, A., Shapira-Lichter, I., ... & **Hendler, T.** (2016). Probabilistic machine learning for the evaluation of presurgical language dominance. *Journal of Neurosurgery*, 1-13.

Maron-Katz, A., Vaisvaser, S., Lin, T., **Hendler, T.**, & Shamir, R. (2016). A large-scale perspective on stress-induced alterations in resting-state networks. *Scientific Reports*, 6.

Lin, T., Simchovitz, A., Shenhar-Tsarfaty, S., Vaisvaser, S., Admon, R., ... **Hendler, T.** & Soreq, H. (2016) Intensified vmPFC surveillance over PTSS under perturbed microRNA-608/AChE interaction. *Translational Psychiatry*, 6, 1-8.

Raz, G., Touroutoglou, A., Wilson-Mendenhall, C., Gilam, G., Lin, T., .... **Hendler, T.** & Feldman Barrett, L. (2016). Functional connectivity dynamics during film viewing reveal common networks for different emotional experiences. *Cognitive, Affective, & Behavioral Neuroscience*, 1-15.

Singer S., Jacobi N., Lin T., Raz G., Shpigelman L., Gilam G., Granot R., **Hendler T.** (2016) Common modulation of limbic network activation underlies the unfolding of musical emotions and its temporal attributes. *NeuroImage* (accepted)

Raz G., Shpigelman L., Jacob Y., Gonen T., Benjamini Y. and **Hendler T.** (2016) Psychophysiological whole-brain network clustering based on connectivity dynamics analysis in naturalistic conditions. *Human Brain Mapping* (accepted)

Yamin, H., Gazit, T., Tchemodanov, N., Raz, G., Jakont, G., Charles, F., ... & **Hendler, T.** (2016). Neurofeedback via intracranial depth electrodes. *Proceedings from the Sixth International Brain Computer Interface Meeting.*

Yogev-Seligmann, G., Oren, N., Ash, E. L., **Hendler, T.**, Giladi, N., & Lerner, Y. (2016). Altered topology in information processing of a narrated story in older adults with mild cognitive impairment. *Journal of Alzheimer's Disease*, 53(2), 517-533.

Bregman, N., Thaler, A., Mirelman, A., Gurevich, T., Gana-Weiss, M., Orr-Urtreger, A., **Hendler, T.**,

- & Giladi, N. (2016). A cognitive fMRI study in non-manifesting LRRK2 and GBA carriers (P4. 105). *Neurology*, 86(16 Supplement), 94-105.
- Sharon, H., Maron-Katz, A., Simon, E. B., Flusser, Y., **Hendler, T.**, Tarrasch, R., & Brill, S. (2016). Mindfulness meditation modulates pain through endogenous opioids. *The American Journal of Medicine*, 129(7), 755-758.
- Shapira-Lichter, I., Weinstein, M., Lustgarten, N., Ash, E., Litinsky, I.,... **Hendler, T.**, & Paran, D. (2016). Impaired diffusion tensor imaging findings in the corpus callosum and cingulum may underlie impaired learning and memory abilities in systemic lupus erythematosus. *Lupus*, 25(11).
- Domani, Y., Bleich-Cohen, M., Stoppelman, N., Tarrasch, R., **Hendler, T.**, Meidan, R., ... & Sharon, H. (2016). Oral ketamine for treatment resistant major depression—A double blind randomized controlled trial. *European Psychiatry*, (33), S523.
- Lerner, Y., **Hendler, T.**, Levit-Binnun, N., & Golland, Y. (2016). Shared feelings: Investigating neural attunement to the emotions of others. *European Psychiatry*, (33), S457-S458.
- Abraham, E., **Hendler, T.**, Zagoory-Sharon, O., & Feldman, R. (2016). Network integrity of the parental brain in infancy supports the development of children's social competencies. *Social Cognitive and Affective Neuroscience*, 11(11), 1707-1718.
- Abend, R., Jalon, I., Gurevitch, G., Sar-El, R., Shechner, T., Pine, D. S., **Hendler, T.**, & Bar-Haim, Y. (2016). Modulation of fear extinction processes using transcranial electrical stimulation. *Translational Psychiatry*, 6(10), e913.
- Jacob, Y., Winetraub, Y., Raz, G., Ben-Simon, E., Okon-Singer, H., Rosenberg-Katz, K., **Hendler, T.**, Ben Jacob, E. (2016). Dependency network analysis reveals context related influence of brain network nodes. *Scientific Reports*, 6.
- Oren, N., Ash, E. L., Tarrasch, R., **Hendler, T.**, Giladi, N., & Shapira-Lichter, I. (2017). Neural patterns underlying the effect of negative distractors on working memory in older adults. *Neurobiology of Aging*, 53, 93-102.
- Cohen, D., Perry, A., Gilam, G., Mayselless, N., Gonen, T., **Hendler, T.**, & Shamay-Tsoory, S. G. (2017). The role of oxytocin in modulating interpersonal space: A pharmacological fMRI study. *Psychoneuroendocrinology*, 76, 77-83.
- Lin, T., Gilam, G., Raz, G., Or-Borichev, A., Bar-Haim, Y., Fruchter, E., & **Hendler, T.** (2017). Accessible Neurobehavioral Anger-Related Markers for Vulnerability to Post-Traumatic Stress Symptoms in a Population of Male Soldiers. *Frontiers in Behavioral Neuroscience*, 11.
- Gilam, G., Lin, T., Fruchter, E., & **Hendler, T.** (2017). Neural indicators of interpersonal anger as cause and consequence of combat training stress symptoms. *Psychological Medicine*, 1-12.
- Ben Simon, E., Maron-Katz, A., Lahav, N., Shamir, R., & **Hendler, T.** (2017). Tired and misconnected: A breakdown of brain modularity following sleep deprivation. *Human Brain Mapping*, 38(6), 3300-3314.
- Lin\*, T., Gilam\*, G., Raz, G., Or-Borichev, A., Bar-Haim, Y., Fruchter, E., & **Hendler, T.** Accessible neurobehavioral anger-related markers for vulnerability to post-traumatic stress symptoms in a population of male soldiers. *Frontiers in Behavioral Neuroscience*, 11(38). \*equal contribution.
- Golland, Y., Levit-Binnun, N., **Hendler, T.**, Lerner, Y. (2017). Neural dynamics underlying emotional transmissions between individuals. *Cognitive and Affective Neuroscience*, 12(8), 1249-1260.
- Young, C. B., Raz, G., Everaerd, D., Beckmann, C. F., Tendolkar, I., **Hendler, T.**, ... & Hermans, E. J. (2017). Dynamic shifts in large-scale brain network balance as a function of arousal. *Journal of Neuroscience*, 37(2), 281-290.
- Keynan, J., & **Hendler, T.** (2017). Amygdala-Neurofeedback Reduces Traumatic Stress Vulnerability. *Biological Psychiatry*, 81(10), S157-S158.
- Abraham, E., Gilam, G., Kanat-Maymon, Y., Jacob, Y., Zagoory-Sharon, O., **Hendler, T.**, & Feldman, R. (2017). The human coparental bond implicates distinct corticostriatal pathways: longitudinal impact on family formation and child well-being. *Neuropsychopharmacology*, 42.
- Hendler T**, Raz G, Bleich M. (2017) Social affective context reveals altered network dynamics in schizophrenia patients. *Accepted for publication to Translational Psychiatry*
- Artzi, M., Even-Sapir, E., Lerman Shacham, H., Thaler, A., Urterger, A.O., Bressman, S., Marder, K., **Hendler, T.**, Giladi, N., Ben Bashat, D., and Mirelman, A. (2017). DaT-SPECT assessment depicts dopamine depletion among asymptomatic G2019S LRRK2 mutation carriers. *Plos One*, 12(4).
- Oren, N., Shapira-Lichter, I., Lerner, Y., Tarrasch, R., **Hendler, T.**, Giladi, N., Ash, E. (2017). Schema benefit vs. proactive interference: Contradicting behavioral outcomes and coexisting neural patterns. *NeuroImage*, 158, 271-281.



## Chapters and Reviews

Raz, G., Hagin, B., & **Hendler, T.** "E-Motion Pictures of the Brain: Recursive Paths between Affective Neuroscience and Film Studies," Arthur P. Shimamura (editor), *Psychocinematics: Exploring Cognition at the Movies* (pp. 285-313). (New York: Oxford University Press

Gilam, G., & **Hendler, T.** Deconstructing Anger in the Human Brain. In *Current Topics in Behavioral Neurosciences*. Springer Berlin Heidelberg, 2016.

Gilam, G., **Hendler, T.** (2016) With love, from me to you: Embedding social interactions in affective neuroscience. *Neuroscience and Biobehavioral Reviews* 68, 590-601.



Prof. Dario G. Liebermann, Ph.D.

Department of Physical Therapy  
Stanley Steyer School of Health Professions  
Sackler Faculty of Medicine



TEL AVIV UNIVERSITY

Email: [dlieberm@post.tau.ac.il](mailto:dlieberm@post.tau.ac.il)  
URL: <http://www2.tau.ac.il/Person/medicine/Health-School/researcher.asp?id=aci-jhdjdl>



## Computational Motor Control and Clinical Applications to Upper-Limb Rehabilitation

### Position

Professor, Sackler Faculty of Medicine  
Chair, Department of Physical Therapy  
Movement Science Lab., Department of Physical Therapy  
Associate Editor, Journal of Electromyography & Kinesiology

### Research

Behavioral and computational motor control is our field of research. This is a main venue for understanding the motor system and its organization, in healthy and clinical populations. In the last years, we have dedicated major efforts in investigating methods and technologies (virtual reality, robot-based rehabilitation, neuro-stimulation) that can potentially enhance motor recovery and functional performance in clinical populations with a focus on

upper-limb motion in stroke survivors. Mathematical model-based, as well as empirical neuromotor approaches, are used in our research for studying and understanding laws of motor control and sensorimotor integration.

### Publications

Davidowitz I, Parmet Y, Frenkel-Toledo S, Baniña MC, Soroker N, Solomon JM, **Liebermann DG**, Levin MF, Berman S. Relationship between spasticity and upper-limb movement disorders in individuals with subacute stroke using stochastic spatiotemporal modeling. *Neurorehabil Neural Repair*. 2019;33(2):141-152.

Levin MF, Baniña MC, Frenkel-Toledo S, Berman S, Soroker N, Solomon JM, **Liebermann DG**. Personalized upper limb training combined with anodal-tDCS for sensorimotor recovery in spastic hemiparesis: study protocol for a randomized controlled trial. *Trials*. 2018;19:7.

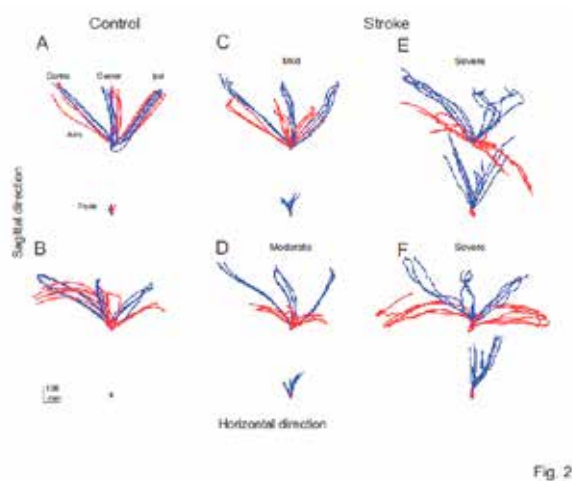


Fig. 2



**Top:** Schematic view of arm and trunk rotation used in modeling arm-trunk coordination based on a geometric algebra approach. **Right:** Arm endpoint and trunk paths (horizontal plane view; i.e., from the above) during reaching movements to contra-, center and ipsilateral visual targets for two healthy controls (A, B) and four stroke patients with mild (C), moderate (D) and severe (E-F) hemiparesis. Center-out paths to targets in the physical environment are depicted in blue traces and 2D virtual environment in red traces.

Frenkel-Toledo S, **Liebermann DG**, Bentin S, Soroker N. Dysfunction of the human mirror neuron system in Ideomotor Apraxia: Evidence from Mu suppression. *J Cogn Neurosci*. 2016, 28:775-91.

Levin MF, **Liebermann DG**, Parmet Y, Berman S. Compensatory versus noncompensatory shoulder movements used for reaching in stroke. *Neurorehabil Neural Repair*. 2016, 30:635-46.

Uri O, Pritsch M, Oran A, **Liebermann DG**. Upper limb kinematics after arthroscopic and open shoulder stabilization. *J Shoulder Elbow Surg*. 2015, 24:399-406.

## Chapters

**Liebermann, D.G.** and Franks I.M. "Video-based technologies, substitution of reality and performance feedback"; In M. Hughes and I.M. Franks (Eds.), *The Essentials of Performance Analysis*, Routledge: London, Chapter 4, 2015.



## Prof. Ilana Lotan, Ph.D.

Department of Physiology & Pharmacology  
Sackler Faculty of Medicine



E-mail: [ilotan@post.tau.ac.il](mailto:ilotan@post.tau.ac.il)  
[Brain@tau.neuroscience.tau.ac.il](mailto:Brain@tau.neuroscience.tau.ac.il)



# Role of Potassium Channels in Neurotransmitter and Insulin Release in Diabetes

## Position

Professor Emeritus, Sackler Faculty of Medicine

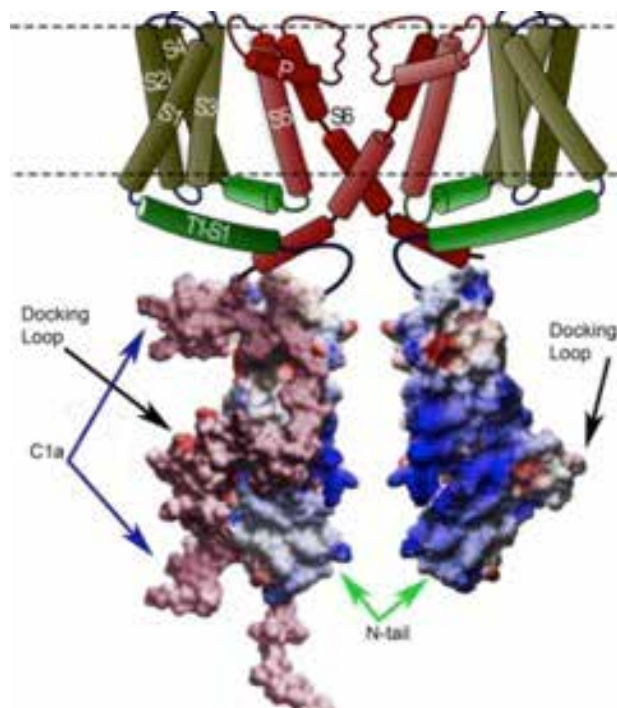
## Research

We have a long standing interest in the study the molecular mechanisms of modulation of voltage gated  $K^+$  (Kv) channels by interaction with signaling molecules. We were first to describe modulation of a brain Kv channel by major protein components of the exocytotic machinery. Since then our main focus is the role of Kv channels in transmitter release, finding that it may be far more than just repolarizing the membrane potential: independent of  $K^+$  currents but mediated by protein-protein interactions with the

exocytic SNARE proteins. The dual actions of the channel, through its currents and via its interaction with SNAREs, in combination, may reinforce the known activity dependence of dense core vesicle exocytosis.

Main research projects currently in the lab:

- 1) Study of the novel role of Kv2.1 potassium channel in insulin secretion from pancreatic islet  $\beta$  cells, as a target for novel drug design for the treatment of type-2 diabetes;
- 2) Study of structure-function and modulations by presynaptic modulators of Kv2.1 and other Kv channels, specifically KCNQ2 and KCNQ3, important in axonal and synaptic excitability.



Kv2.1-C terminal domain, C1a, wraps around the N terminus and is accessible for protein-protein interactions. Using biophysical and FRET analyses, combined with computational biology approach dealing with homology and ab initio modeling of protein structures, proteins docking simulations and molecular dynamics.

Kv2.1 (Lvov et al., J. Biol. Chem. (2009))



#### Research methods:

Biophysical: 1) Two-electrode voltage clamp and patch clamp techniques for the study of whole cell and single channel currents. 2) Membrane capacitance and amperometry measurements for the study of exocytosis.

Biochemical: co-immunoprecipitation, immunohistochemistry, recombinant protein purification, etc, for the study of *in vivo* and *in vitro* protein-protein interactions.

Imaging: 1) Fluorescence Resonance Energy Transfer (FRET) for the study of protein-protein interactions. 2) Total Internal Reflection Fluorescence Microscopy (TIRFM) for the study of neurotransmitter vesicles behavior.

#### Publications

Singer-Lahat D, Barak-Broner N, Sheinin A, Greitzer-Antes D, Michaelevski I, **Lotan I**. The dual function of the polybasic juxtamembrane region of syntaxin 1A in clamping spontaneous release and stimulating Ca<sup>2+</sup>-triggered release in neuroendocrine cells. *J Neurosci* 2017, 1541-17.

#### Review

Vertkin I, Styr B, Slomowitz E, Ofir N, Shapira I, Berner D, Fedorova T, Laviv T, Barak-Broner N, Greitzer-Antes D, Gassmann M, Bettler B, **Lotan I**, Slutsky I. GABAB receptor deficiency causes failure of neuronal homeostasis in hippocampal networks. *Proc. Natl Acad Sci USA*. 2015;112:E3291-9.

Siloni S, Singer-Lahat D, Esa M, Tsemakhovich V, Chikvashvili D, **Lotan I**. Regulation of the neuronal KCNQ2 channel by Src – a dual rearrangement of the cytosolic termini underlies bidirectional regulation of gating. *J Cell Sci*. 2015;128, 3489-3501.

Singer-Lahat D, Barak-Broner N, Sheinin A, Greitzer-Antes D, Michaelevski I, **Lotan I**. The dual function of the polybasic juxtamembrane region of syntaxin 1a in clamping spontaneous release and stimulating Ca<sup>2+</sup>-triggered release in neuroendocrine cells. *J Neurosci*. 2018;38:220-231.



## Prof. Yuval Nir, Ph.D.

Department of Physiology and Pharmacology  
Sackler Faculty of Medicine



E-mail: [ynir@post.tau.ac.il](mailto:ynir@post.tau.ac.il)  
URL: <http://medicine.mytau.org/nir/>



# Sleep and Its Relation to Cognition

### Position

Associate Professor, Sackler Faculty of Medicine

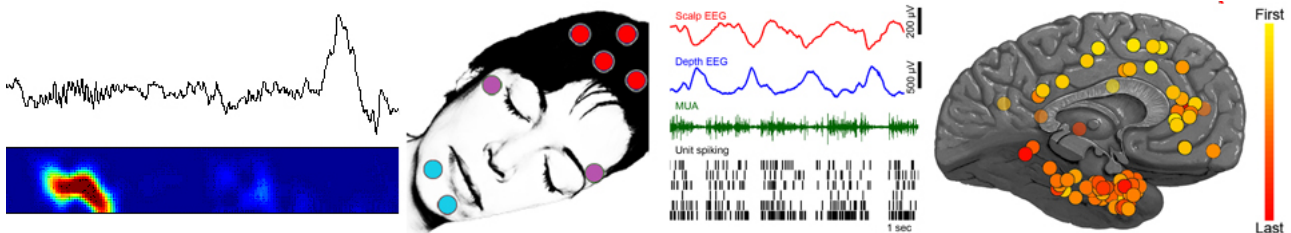
### Research

Sleep is a universal behavior that is present across the animal kingdom. We spend a third of our lives sleeping, disconnected from the world around us. Our sleep is closely regulated so that when we are sleep deprived, we ultimately compensate with longer, deeper sleep. Sleep helps our cognitive performance, promoting learning and memory consolidation. Lack of sleep immediately affects our cognition, mood, and health. All this suggests that sleep is essential, but what exactly is it about brain activity during sleep that is so crucial for restoring our normal cognition?

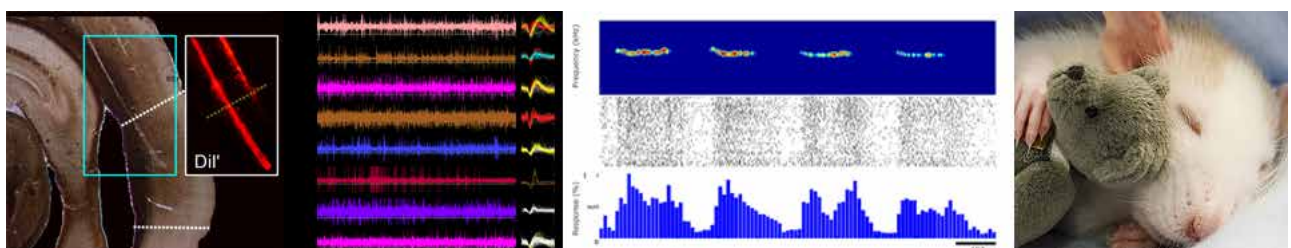
Sleep also involves dramatic changes to our perceptual awareness. Sometimes our consciousness fades altogether while at other times we experience vivid dreams. Although our brain continues to be

active, we are mostly disconnected from sensory signals such as sounds, which would otherwise be perceived, trigger plasticity and result in behavior. How does the internal state of brain activity during sleep affect brain responsiveness and perceptual awareness?

Our goal is to understand how sleep relates to cognition and perception. Our research is guided by a belief that such studies require a combination of human and animal models. We therefore use multiple experimental techniques, focusing on the strengths of each setup to investigate the same key questions synergistically. Animal models are used to investigate underlying mechanisms, by performing detailed recordings of electrical activity and by manipulating neuronal activity with optogenetic, electrical and sensory stimulation. Human studies are carried out for careful investigation of cognitive factors and for studying large-scale brain activity (with fMRI, EEG, recordings in neurosurgical patients, and behavioral tests).



Intracranial sleep recordings in neurosurgical patients reveal that slow waves and sleep spindles – the hallmark EEG oscillations of sleep – occur mostly locally and have a tendency to propagate from medial prefrontal cortex to the medial temporal lobe. Therefore, intracerebral communication during sleep is constrained as sleep oscillations often occur out-of phase in different brain regions.



A comparison of single-unit and LFP responses in rat auditory across wakefulness and sleep states reveals comparable selectivity and response magnitudes of auditory-evoked responses across vigilance states.

## Publications

Magidov E, Hayat H, Sharon O, Andelman F, Katzav S, Lavie P, Tauman R, **Nir Y**. Near-total absence of REM sleep co-occurring with normal cognition: an update of the 1984 paper. *Sleep Med*. 2018;52:134-137.

Gelbard-Sagiv H, Magidov E, Sharon H, Hendler T, **Nir Y**. Noradrenaline modulates visual perception and late visually evoked activity. *Curr Biol*. 2018;28:2239-2249.e6.

**Nir Y**, Andrillon T, Marmelshtein A, Suthana N, Cirelli C, Tononi G, Fried I. Selective neuronal lapses precede human cognitive lapses following sleep deprivation. *Nat Med*. 2017, doi: 10.1038/nm.4433.

Makov S, Sharon O, Ding N, Ben-Shachar M, **Nir Y**, Zion Golumbic E. Sleep disrupts high-level speech parsing despite significant basic auditory processing. *J Neurosci*. 2017;37:7772-7781.

Sharon O, **Nir Y**. Attenuated fast steady-state visual evoked potentials during human sleep. *Cereb Cortex*. 2017;25:1-15.

Sela Y, Vyazovskiy VV, Cirelli C, Tononi G, **Nir Y**. Responses in rat core auditory cortex are preserved during sleep spindle oscillations. *Sleep*. 2016;39:1069-82.

Andrillon T, **Nir Y**, Cirelli C, Tononi G, Fried I. Single-neuron activity and eye movements during human REM sleep and awake vision. *Nat Commun*. 2015;6:7884.

**Nir Y**, Vyazovskiy VV, Cirelli C, Banks MI, Tononi G. Auditory responses and stimulus-specific adaptation in rat auditory cortex are preserved across NREM and REM sleep. *Cerebral Cortex*. 2015;25:1362-78.

## Grants

2015-2020 Israel Science Foundation grant

2020-2025 ERC Consolidator Grant



## Prof. Daniel Offen, Ph.D.

Department of Human Molecular Genetics and Biochemistry  
Felsenstein Medical Research Center  
Sackler Faculty of Medicine  
Sagol School of Neuroscience



danioffen@gmail.com  
<https://www.danioffenlab.com/>

# Translational Neuroscience

## Positions

Professor, Sackler Faculty of Medicine

## Research

We focus on developing **cell-based and gene-based therapies for neurodegenerative diseases**. We use advanced methods, such as CRISPR/Cas9 for *in vivo* gene modification, and take advantage of multiple platforms for the delivery of therapeutics into the CNS, including mesenchymal stem cells, exosomes and peptides. Using cell cultures and animal models, we evaluate the effect of gene modification on cognition and behaviour, as well as on disease-related biochemical and histological features.

## Publications

Molcho L, Ben-Zur T, Barhum Y, Angel A, Glat M, **Offen D**. Combined gene therapy to reduce the neuronal damage in the mouse model of focal ischemic injury. *J Mol Neurosci*. 2018

Molcho L, Ben-Zur T, Barhum Y, **Offen D**. DJ-1 based peptide, ND-13, promote functional recovery

in mouse model of focal ischemic injury. *PLoS One*. 2018;13(2):e0192954.

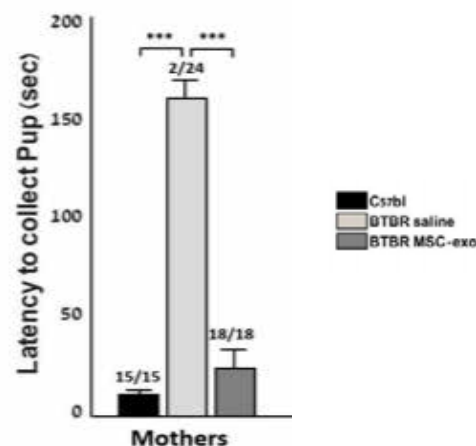
Ganz J, Shor E, Guo S, Sheinin A, Arie I, Michaelevski I, Pitaru S, **Offen D**, Levenberg S. Implantation of 3D constructs embedded with oral mucosa-derived cells induces functional recovery in rats with complete spinal cord transection. *Front Neurosci*. 2017;11:589.

Betzer O, Perets N, Angel A, Motiei M, Sadan T, Yadid G, **Offen D**, Popovtzer R. In vivo neuroimaging of exosomes using gold nanoparticles. *ACS Nano*. 2017; 11(11):10883-10893.

Fellner A, Barhum Y, Angel A, Perets N, Steiner I, **Offen D**, Lev N. Toll-like receptor-4 inhibitor TAK-242 attenuates motor dysfunction and spinal cord pathology in an Amyotrophic Lateral Sclerosis mouse model. *Int J Mol Sci*. 2017;18(8).

Segal-Gavish H, Barzilay R, Rimoni O, **Offen D**. Voluntary exercise improves cognitive deficits in female dominant-negative DISC1 transgenic mouse model of neuropsychiatric disorders. *World J Biol Psychiatry*. 2017:1-10.

Segal-Gavish H, Barzilay R, Rimoni O, **Offen D**. Voluntary exercise improves cognitive deficits in



Intra-nasal delivery of exosomes, delivered from human mesenchymal cells, improves maternal pup retrieval in a mice model of autism (Perets et al 2018).



- female dominant-negative DISC1 transgenic mouse model of neuropsychiatric disorders. *World J Biol Psychiatry*. 2017;1-10.
- Segal-Gavish H, Danino O, Barhum Y, Ben-Zur T, Shai E, Varon D, **Offen D**, Fischer B. A multifunctional biocompatible drug candidate is highly effective in delaying pathological signs of Alzheimer's Disease in 5XFAD Mice. *J Alzheimers Dis*. 2017; 58:389-400.
- Segal-Gavish H, Gazit N, Barhum Y, Ben-Zur T, Taler M, Henry Hornfeld S, Gil-Ad I, Weizman A, Slutsky I, Niwa M, Kamiya A, Sawa A, **Offen D**, Barzilay R. BDNF overexpression prevents cognitive deficit elicited by adolescent cannabis exposure and host susceptibility interaction. *Hum Mol Genet*. 2017; 26(13):2462-2471.
- Perets N, Segal-Gavish H, Gothelf Y, Barzilay R, Barhum Y, Abramov N, Hertz S, Morozov D, London M, **Offen D**. Long term beneficial effect of neurotrophic factors-secreting mesenchymal stem cells transplantation in the BTBR mouse model of autism. *Behav Brain Res*. 2017; 331:254-260.
- Gross A, Benninger F, Madar R, Illouz T, Griffioen K, Steiner I, **Offen D**, Okun E. Toll-like receptor 3 deficiency decreases epileptogenesis in a pilocarpine model of SE-induced epilepsy in mice. *Epilepsia*. 2017;58(4):586-596.
- Barzilay R, Ventorp F, Segal-Gavish H, Aharony I, Bieber A, Dar S, Vescan M, Globus R, Weizman A, Naor D, Lipton J, Janelidze S, Brundin L, **Offen D**. CD44 deficiency is associated with increased susceptibility to stress-induced anxiety-like behavior in mice. *J Mol Neurosci*. 2016;60(4):548-558.
- Salomon-Zimri S, Glat MJ, Barhum Y, Luz I, Boehm-Cagan A, Liraz O, Ben-Zur T, **Offen D**, Michaelson DM. Reversal of ApoE4-driven brain pathology by vascular Endothelial Growth Factor treatment. *J Alzheimers Dis*. 2016 ;53(4):1443-58.
- Glat MJ, Ben-Zur T, Barhum Y, **Offen D**. Neuroprotective effect of a DJ-1 based peptide in a toxin induced mouse model of multiple system atrophy. *PLoS One*. 2016;11(2).
- Ventorp F, Barzilay R, Erhardt S, Samuelsson M, Träskman-Bendz L, Janelidze S, Weizman A, **Offen D**, Brundin L. The CD44 ligand hyaluronic acid is elevated in the cerebrospinal fluid of suicide attempters and is associated with increased blood-brain barrier permeability. *J Affect Disord*. 2016;193:349-54.
- Petrou P, Gothelf Y, Argov Z, Gotkine M, Levy YS, Kassis I, Vaknin-Dembinsky A, Ben-Hur T, **Offen D**, Abramsky O, Melamed E, Karussis D. Safety and clinical effects of mesenchymal stem cells secreting neurotrophic factor transplantation in patients with Amyotrophic Lateral Sclerosis: Results of phase 1/2 and 2a clinical trials. *JAMA Neurol*. 2016;73(3):337-44.
- Benkler C, Barhum Y, Ben-Zur T, **Offen D**. Multifactorial gene therapy enhancing the glutamate uptake system and reducing oxidative stress delays symptom onset and prolongs survival in the SOD1-G93A ALS mouse model. *J Mol Neurosci*. 2016;58(1):46-58.
- Benninger F, Glat MJ, **Offen D**, Steiner I. Glial fibrillary acidic protein as a marker of astrocytic activation in the cerebrospinal fluid of patients with amyotrophic lateral sclerosis. *J Clin Neurosci*. 2016;26:75-8.
- Glat MJ, Benninger F, Barhum Y, Ben-Zur T, Kogan E, Steiner I, Yaffe D, **Offen D**. Ectopic muscle expression of neurotrophic factors improves recovery after nerve injury. *J Mol Neurosci*. 2016;58(1):39-45.
- Segal-Gavish H, Karvat G, Barak N, Barzilay R, Ganz J, Edry L, Aharony I, **Offen D**, Kimchi T. Mesenchymal stem cell transplantation promotes neurogenesis and ameliorates autism related behaviors in BTBR mice. *Autism Res*. 2016;9(1):17-32.
- Lev N, Barhum Y, Ben-Zur T, Aharony I, Trifonov L, Regev N, Melamed E, Gruzman A, **Offen D**. A DJ-1 based peptide attenuates dopaminergic degeneration in mice models of Parkinson's Disease via enhancing Nrf2. *PLoS One*. 2015;10(5):
- Lev N, Barhum Y, Lotan I, Steiner I, **Offen D**. DJ-1 knockout augments disease severity and shortens survival in a mouse model of ALS. *PLoS One*. 2015;10(3):e0117190.
- Getter T, Zaks I, Barhum Y, Ben-Zur T, Bösel S, Gregoire S, Viskind O, Shani T, Gottlieb H, Green O, Shubely M, Senderowitz H, Israelson A, Kwon I, Petri S, **Offen D**, Gruzman A. A chemical chaperone-based drug candidate is effective in a mouse model of amyotrophic lateral sclerosis (ALS). *ChemMedChem*. 2015;10(5):850-61.
- Aharony I, Ehrnhoefer DE, Shrueter A, Qiu X, Franciosi S, Hayden MR, **Offen D**. A Huntingtin-based peptide inhibitor of caspase-6 provides protection from mutant Huntingtin-induced

motor and behavioral deficits. Hum Mol Genet. 2015;24(9):2604-14.

Dadon-Nachum M, Ben-Yaacov K, Ben-Zur T, Barhum Y, Yaffe D, Perlson E, **Offen D**. Transplanted modified muscle progenitor cells expressing a mixture of neurotrophic factors delay disease onset and enhance survival in the SOD1 mouse model of ALS. J Mol Neurosci. 2015;55(3):788-97.

### Reviews

Volkman R, **Offen D**. Concise review: Mesenchymal stem cells in neurodegenerative diseases. Stem Cells. 2017; 35(8):1867-1880.

### Grants

2017-2019 Ministry of Agriculture and Rural Development, A. Helman, co-PI



## Dr. Moshe Parnas, Ph.D.

Department of Physiology and Pharmacology  
Sackler Faculty of Medicine  
Sagol School of Neuroscience



TEL AVIV UNIVERSITY



Email: mparnas@post.tau.ac.il

# Neural Circuits and Olfactory Perception in *Drosophila*

## Position

Senior Lecturer, Sackler Faculty of Medicine and Sagol School of Neuroscience

## Research

We are exploring the various mechanisms by which neural circuits encode information and support behaviour, learning and memory. In addition, we are studying how the connectivity and activity of such circuits and neural networks are affected by molecular mechanisms underlying brain disorders. We use a multidisciplinary approach, with the *Drosophila* olfaction system as our model system. Our studies incorporate *in vivo* whole cell patch recordings, *in vivo* functional imaging, behaviour experiments, molecular biology, mathematical modelling and genetics.

Projects in the lab include:

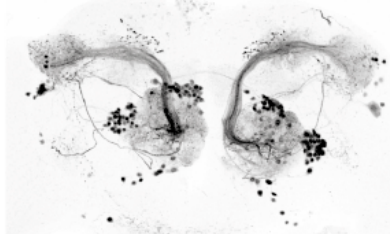
1. Intensity and identity coding in a multidimensional sensory system – the *Drosophila* olfactory system.
2. Neuropeptidergic modulation of olfaction and its effect on odour perception.
3. The role of deregulated channel proteins and altered neuronal function in Frontotemporal Dementia.
4. A novel multifaceted approach to study the mechanisms underlying the effects of human genes associated with schizophrenia using *Drosophila*.

## Grants

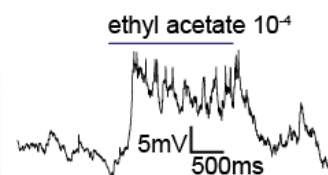
2017-2019 United States-Israel Binational Science Foundation

2016-2020 ERC Starting Grant

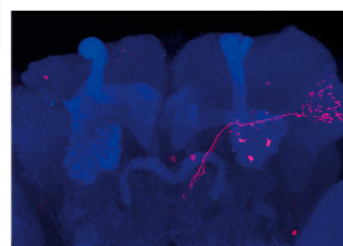
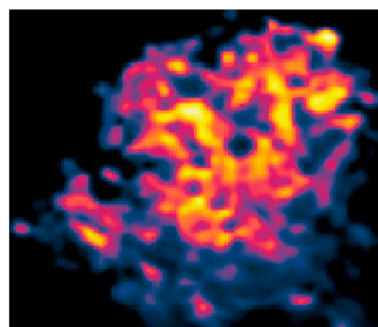
### A Genetic accessibility to defined neurons



### B Electrophysiology



### C Functional Imaging



### D Behavior



*Drosophila* as a model system for systems neuroscience. **A.** Using the genetic tools available for *Drosophila* there is accessibility for defined neurons. **B.** *In vivo* whole cell patch recording in awake behaving animals. **C.** *In vivo* functional imaging using genetically encoded sensors in awake behaving animals. **D.** Genetic access to defined neurons allows manipulation of the activity of neural circuits in behaving animals.



## Prof. Eran Perlson, Ph.D.

Department of Physiology and Pharmacology  
Sackler Faculty of Medicine



Email: [eranpe@post.tau.ac.il](mailto:eranpe@post.tau.ac.il)  
URL: <http://www6.tau.ac.il/medicine/perlson/>

# Molecular Mechanisms of Neurodegeneration

## Position

Associate Professor, Sackler Faculty of Medicine

## Research

The lab is a new multi-disciplinary molecular and cellular neurobiology lab. The lab uses state-of-the-art single molecule live imaging techniques on neuronal cultures, as well as biochemistry, cell biology and biophysics approaches on mouse model systems to study the role of axonal transport in neurodegenerative diseases, with an initial focus on ALS.

Neuronal survival and proper function depends on cell-cell communication mediated by ligand-receptor mechanisms. During neurodegenerative diseases such as Amyotrophic Lateral Sclerosis (ALS), there is considerable synapse/neuromuscular junction (NMJ) disruption and neuronal cell death. It is non-autonomous processes involve interactions between the neurons to its diverse extracellular microenvironments. The molecular basis for this neuronal dysfunction and death is still poorly understood. One possible reason is alterations in the nature, directed movement and spatial localization of vital extra and intracellular signals.

The long-term research goal of the lab is to understand the vital molecular communications mechanisms

between the neurons and its environment. More specifically, we seek to understand the role that retrograde signaling plays in (1) neuronal survival and (2) synapse stability.

We believe that our research will generate novel insights into neurodegenerative mechanisms and ultimately, provide a molecular basis for new drugs as well as delivery methods to treat a range of neurodegenerative diseases.

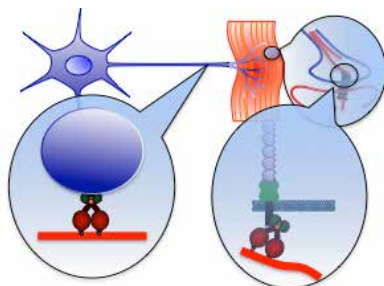
## Publications

Maimon R, **Perlson E**. Muscle secretion of toxic factors, regulated by miR126-5p, facilitates motor neuron degeneration in amyotrophic lateral sclerosis. *Neural Regen Res*. 2019;14:969-970.

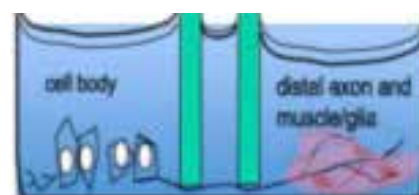
Gershoni-Emek N, Altman T, Ionescu A, Costa CJ, Gradus-Pery T, Willis DE, **Perlson E**. Localization of RNAi machinery to axonal branch points and growth cones is facilitated by mitochondria and is disrupted in ALS. *Front Mol Neurosci*. 2018;11:311.

Pathak A, Stanley EM, Hickman FE, Wallace N, Brewer B, Li D, Gluska S, **Perlson E**, Fuhrmann S, Akassoglou K, Bronfman F, Casaccia P, Burnette DT, Carter BD. Retrograde degenerative signaling mediated by the p75 neurotrophin receptor requires p150Glued deacetylation by axonal HDAC1. *Dev Cell*. 2018;46:376-387.e7.

Maimon R, Ionescu A, Bonnie A, Sweetat S, Wald-Altman S, Inbar S, Gradus T, Trotti D, Weil M, Behar O, **Perlson E**. miR126-5p downregulation facilitates axon degeneration and NMJ disruption via a non-



The dual role of dynein in spatiotemporal signaling. Dynein serve as a motor protein conducting long distance signaling process (left callout) or may play a role in receptors clustering and lateral movement in and out of membrane microdomain (right callout) for example in the neuromuscular junction. Alterations in its function leads to neurodegeneration.



*In-vitro* microfluidic platform with motor neuron cell bodies on one side and muscle cells on the other, creating a powerful system to study neurodegeneration mechanisms.



cell-autonomous mechanism in ALS. *J Neurosci*. 2018;38:5478-5494.

Zahavi EE, Steinberg N, Altman T, Chein M, Joshi Y, Gradus-Pery T, **Perlson E**. The receptor tyrosine kinase TrkB signals without dimerization at the plasma membrane. *Sci Signal*. 2018;11(529).

Yardeni T, Fine R, Joshi Y, Gradus-Pery T, Kozer N, Reichenstein I, Yanowski E, Nevo S, Weiss-Tishler H, Eisenberg-Bord M, Shalit T, Plotnikov A, Barr HM, **Perlson E**, Hornstein E. High content image analysis reveals function of miR-124 upstream of Vimentin in regulating motor neuron mitochondria. *Sci Rep*. 2018;8(1):59.

Naftelberg S, Ast G, **Perlson E**. (2017) Phosphatidylserine improves axonal transport by inhibition of HDAC and has potential in treatment of neurodegenerative diseases. *Neural Regen Res*. 12:534-537.

Zahavi EE, Maimon R, **Perlson E**. (2017) Spatial-specific functions in retrograde neuronal signalling. *Traffic* 18:415-424.

Rotem N, Magen I, Ionescu A, Gershoni-Emek N, Altman T, Costa CJ, Gradus T, Pasmanik-Chor M, Willis DE, Ben-Dov IZ, Hornstein E, **Perlson E**. (2017) ALS along the axons – expression of coding and noncoding RNA differs in axons of ALS models. *Sci Rep*. 7:44500.

Gershoni-Emek, N., Mazza A, Gradus T., Sharan R. and **Perlson E**. (2016) Proteomic analysis of dynein interactors in synaptosomes reveals a role for the RNA-binding protein Staufen1 in Amyotrophic Lateral Sclerosis. *Mol Cell Proteomics*. 15:506-22.

Ionescu A, Zahavi E, and **Perlson E**. (2016) A microfluidic system for studying muscle-neuron communication and neuromuscular junction maintenance. *Eur J Cell Biol*. 95:69-88.

Gluska S, Chein M, Rotem N, Ionescu A and **Perlson E**. (2016) Tracking quantum-dot labeled neurotropic factors transport along primary neuronal axons in compartmental microfluidic chambers. *Methods Cell Biol*. 2016;131:365-87.

Zahavi E, Ionescu A, Ben-Yaakov K., Gluska S, and **Perlson E**. (2015) Spatial aspects of GDNF functions revealed in a compartmentalized microfluidic neuromuscular co-culture system. *J Cell Sci*, 128:1241-52.

Bauer A., Nolden T., Nemitz S., **Perlson E**. and Finke S. (2015) A dynein light chain 1 binding motif in RABV polymerase L protein plays a role in microtubule re-

organization and viral primary transcription. *J Virol*. 89(18):9591-600.

Bornstein B., Zahavi E., Gelley S., Zoosman M., Yaniv S., Fuchs O., Porat Z., **Perlson E**. and Schuldiner O. (2015) Developmental axon pruning requires destabilizing of cell adhesion by JNK signaling. *Neuron*. 88:926-40.

## Reviews and chapters

Guillermo MA., Gershoni-Emek, N., **Perlson E** and Bronfman FC. (2016). Neurodegeneration and Alzheimer's disease, What can proteomics tell us about the Alzheimer's brain?" *Mol Cellular Proteomics*. 15:409-25.

Gershoni-Emek, N., Zahavi EE., Gluska S., Slobodskoy Y and **Perlson E**. (2015) The Molecular Communication Mechanism of Neuron Survival and Synapse Maintenance. (Book chapter, University of Chicago Press), In press.

Gershoni-Emek, N., Chein, M., Gluska, S., **Perlson, E**. (2015). Amyotrophic Lateral Sclerosis as a Spatiotemporal Mislocalization Disease: Location, Location, Location. In: Jeon, K.W. (Ed.), *International Review of Cell and Molecular Biology*, pp. 23–71.

Gluska S, Finke S, **Perlson, E**. (2015) Rabies Express: Receptor-Mediated Increase in Rabies Virus Axonal Transport. *Neuronal Regeneration Research*. 10:883-4.

## Grants

2019-2021 Ministry of Science and Technology State of Israel, China-Israel Flagship Projects Brain Sciences. The mechanisms of BDNF-TrkB signaling in neurodegenerative disease

2019-2024 Israel Science Foundation, The Interplay between Local Synthesis and Axon/NMJ Maintenance and Degeneration in ALS.

2020-2022 Israel Innovation Authority (Kamin), ALS treatment by miR126-5P manipulations via lentivirus

2020-2023 JPND-Multinational research projects on Personalised Medicine for Neurodegenerative Diseases, Humanized high-throughput co-culture system for motor neuron diseases



## Prof. Chaim G. (Chagi) Pick, Ph.D.

Department of Anatomy and Anthropology  
Sackler Faculty of Medicine



TEL AVIV UNIVERSITY



Email: pickc@post.tau.ac.il

# Brain Injuries: Cognitive, Behavioral and Cellular Outcome

## Position

Professor, Sackler Faculty of Medicine

Sagol School of Neuroscience faculty member

Dr Miriam and Sheldon G Adelson Chair in Biology of Addictive Diseases

## Research

Our group has a long history in mTBI research, not only in characterizing behavioral and biochemical sequelae of blunt head trauma, but also in developing preclinical models of mTBI of translational relevance to support the development of new treatment strategies and drugs. In order to look for answers regarding the blast induced traumatic brain injury, we have developed a blast injury model for mice that resembles, as much as possible, the conditions on the battlefield or at a terror-attack site. As such, the outcomes of the “real-life-like” exposure to the blast in our model may vary from severe to mild brain injury under controlled conditions for each mouse.

## Publications

Benromano, T., Defrin, R., Ahn, A. H., Zhao, J., **Pick C. G** and Levy, D. Closed-head injury promotes a selective trigeminal hyper-nociception: implication for the acute emergence of post traumatic headache. *Eur. J. Pain* 19: 621-628 (2015).

Defrin, R., Riabinin, M., Feingold, Y., Schreiber, S and **Pick, C. G.** Deficient pain modulation systems in chronic post traumatic headache. *J. Neurotrauma* 32: 28-37 (2015).

Shavit-Stein, E., Itsekson, Z., Aronovich, A., Reisner, Y., **Pick C. G.**, Tanne, D., Chapman, J. and Maggio, N. Thrombin induces ischemic LTP (iLTP): implications for synaptic plasticity in the acute phase of ischemic stroke. *Sci. Rep.* 5: 7912 (2015).

Rubovitch, V., Baratz-Goldstein, R., Zilberstein, Y. and **Pick, C. G.** The involvement of the eIF2-alpha

pathway in the neuroprotective effect of IGF-1 in mTBI. *NeuroMolecular Med.* 17:58-70 (2015).

Baratz, R., Tweedie, D., Rubovitch, V., Hoffer, B.J., Greig N. H. and **Pick, C. G.** Pathophysiological mechanisms of minimal traumatic brain injury (mTBI): TNF-a synthesis inhibitor as a potential neuroprotective therapy. *J. Neuroinflamm.* 12:45 (2015).

Yang, L-Y, Chu, Y-H, Tweedie, D., Yu, Q-S, **Pick, C. G.**, Hoffer, B.J., Greig N. H. and Wang, J-Y. Post-trauma administration of the pifithrin- $\alpha$  oxygen analogue improves histological and functional outcomes after experimental traumatic brain injury. *Exp. Neurol.* 269:56-66 (2015).

Ben Shimon, M., Lens, M., Ikenberg, B., Becker, D., Shavit Stein, E., Chapman, J. Tanne, D., **Pick, C. G.** Blatt, I., Neufeld, M., Vlachos A. and Maggio, N. Thrombin regulation of synaptic transmission and plasticity: implications for health and disease. *Front. Cell. Neurosci.* 21; 9:151(2015).

Defrin, R., Amanzio, M., Violeta Dimova, V., Filipovic, S., David Finn, D., Gimenez-Llort, L., Jensen-Dahm, C., Lautenbacher, S., Oosterman, J., Petrini, L., **Pick, C. G.**, Pickering, G., de Tommaso, M., Invitto, S., Vase, L. and Kunz, M. Experimental pain processing in individuals with cognitive impairment: state of the art. *Pain*, 156:1396-1408 (2015).

Li Y., Bader, M., **Pick C.G.** and Greig, N.H. Liraglutide is neurotrophic and neuroprotective in neuronal cultures and mitigates mild traumatic brain injury in mice. *J. Neurochem* 135: 1203-1217 (2015).

Baeta-Corral, R., Defrin, R., **Pick C.G.** and Lydia Giménez-Llort L. Nociception response is preserved in 3xTg-AD mice. *Neurosci. Lett.* 600:158-163 (2015).

Tweedie, D., Rachmany, L., Rubovitch, V., Li, Y., Holloway, H.W., Lehrmann, E., Zhang, Y., Becker, K.G., Perez, E., Hoffer, B.J., **Pick C.G\***, and Greig, N.H. \* Blast traumatic brain injury induced cognitive deficits associated with hippocampal neurodegeneration

and changes in gene expression are attenuated by treatment with the glucagon-like peptide-1 receptor agonist, exendin-4. *Alzheimer Dement.* 12: 34-48 (2016). \*Equal contribution.

Schreiber, S., Bader, M., Rubovitch, V. and **Pick, C.G.** Interaction between methylphenidate, methadone and different antidepressants drugs in mice, and possible clinical implications. *World J. Biol. Psychiatry* (2016).

Leśniak, A., Sacharczuk, M., Chaim G. **Pick, C.G.** and Lipkowski, A.W. Biphalin protects against cognitive deficits in a mouse model of mild traumatic brain injury (mTBI). *Neuropharmacol.* 101:506-518 (2016).

Levy D, Edut S., Baratz-Goldstein R., Rubovitch, V., Defrin, R., Zhao J. and **Pick C.G.** Responses of dural mast cells in concussive and blast models of closed-head mild traumatic brain injury: implications for post-traumatic headache. *Cephalalgia* (2016).

Itsekson-Hayosh, Z. Shavit-Stein, E., Katzav, A., Maggio, N., Harnof, S., Chapman, J. and **Pick C.G.** Minimal traumatic brain injury in mice – PAR-1 and thrombin related changes. *J Neurotrauma* (2016).

Deselms, H., Maggio, N., Rubovitch, V., Chapman, J. Schreiber, S., Tweedie, D., Kim, D.S, Greig, N.H Pick C.P. Novel pharmaceutical treatments for minimal traumatic brain injury and evaluation of animal models and methodologies supporting their development. *J Neurosci Meth.* (2016). doi:10.1016/j.jneumeth.2016.02.002.

Tweedie, D., Rachmany, L. Kim D.S., Rubovitch, V., Lehrmann, E., Zhang, Y., Becker, K.G., Perez, E., Hoffer, B.J., Pick C.G\* and Greig, N.H. Mild traumatic brain injury-induced hippocampal gene expressions: the identification of target cellular processes for drug development. *J Neurosci Meth.* (2016). doi: 10.1016/j.jneumeth.2016.02.003. [Epub ahead of print]

Tweedie, D., Fukui, K., Li, Y., Barak, S., Tamargo, I., Rubovitch, V., Holloway, H.W., Hoffer, B.J. Becker, R.E., **Pick, C.G.** Greig, N.H. Cognitive impairments induced by concussive mild traumatic brain injury in mouse are ameliorated by treatment with phenserine via multiple non-cholinergic mechanisms. *PLoS One.* (2016). 11(6):e0156493.

Benromano, T., **Pick, C.G.** Merik, J. and Defrin, R. Objective and subjective indicators of pain among individuals with cerebral palsy and intellectual disability. *Pain Med* (In press).

Baratz-Goldstein, R., Deselms, H., Haim, L., Khomsky, L., Hoffer, B.J., Atlas, D. and **Pick, C.G.** Thioresoxin-mimetic-peptides protect cognitive

function after mild traumatic brain injury (mTBI). *PLoS One* 2016;11(6):e0157064.

Ben Shimon M, Zeimer T, Shavit Stein E, Artan-Furman A, Harnof S, Chapman J, Eisenkraft A, **Pick CG**, Maggio N. Recovery from trauma induced amnesia correlates with normalization of thrombin activity in the mouse hippocampus. *PLoS One.* 12:e0188524 (2017).

Saykally JN, Ratliff WA, Keeley KL, **Pick CG**, Mervis RF, Citron BA. Repetitive mild closed head injury alters protein expression and dendritic complexity in a mouse model. *J Neurotrauma.* doi: 10.1089/neu.2017.5070 (2017).

Baratz-Goldstein R, Toussia-Cohen S, Elpaz A, Rubovitch V, **Pick CG.** Immediate and delayed hyperbaric oxygen therapy as a neuroprotective treatment for traumatic brain injury in mice. *Mol Cell Neurosci.* 83:74-82 (2017).

Rachmany L, Tweedie D, Rubovitch V, Li Y, Holloway HW, Kim DS, Ratliff WA, Saykally JN, Citron BA, Hoffer BJ, Greig NH, **Pick CG.** Exendin-4 attenuates blast traumatic brain injury induced cognitive impairments, losses of synaptophysin and in vitro TBI-induced hippocampal cellular degeneration. *Sci Rep.* 7:3735 (2017).

Heim LR, Bader M, Edut S, Rachmany L, Baratz-Goldstein R, Lin R, Elpaz A, Qubty D, Bikovski L, Rubovitch V, Schreiber S, **Pick CG.** The invisibility of mild traumatic brain injury: Impaired cognitive performance as a silent symptom. *J Neurotrauma.* 34:2518-2528 (2017).

Benromano T, **Pick CG**, Granovsky Y, Defrin R. Increased evoked potentials and behavioral indices in response to pain among individuals with intellectual disability. *Pain Med.* 18:1715-1730 (2017).

Lesniak A, Leszczynski P, Bujalska-Zadrozny M, **Pick CG**, Sacharczuk M. Naloxone exacerbates memory impairments and depressive-like behavior after mild traumatic brain injury (mTBI) in mice with upregulated opioid system activity. *Behav Brain Res.* 326:209-216 (2017).

Rubovitch V, Zilberstein Y, Chapman J, Schreiber S, **Pick CG.** Restoring GM1 ganglioside expression ameliorates axonal outgrowth inhibition and cognitive impairments induced by blast traumatic brain injury. *Sci Rep.* 7:41269 (2017).

Tamargo IA, Bader M, Li Y, Yu SJ, Wang Y, Talbot K, DiMarchi RD, **Pick CG**, Greig NH. Novel GLP-1R/GIPR co-agonist “twincretin” is neuroprotective in cell and rodent models of mild traumatic brain injury. *Exp Neurol.* 288:176-186 (2017).

## Reviews

Hoffer BJ, **Pick CG**, Hoffer ME, Becker RE, Chiang YH, Greig NH. Repositioning drugs for traumatic brain injury – N-acetyl cysteine and Phenserine. *J Biomed Sci.* 24:71 (2017).





## Prof. Moshe Rehavi, Ph.D.

Department of Physiology and Pharmacology  
Sackler Faculty of Medicine



TEL AVIV UNIVERSITY



Email: mrehavi@post.tau.ac.il

# Molecular Mechanisms of Drugs for Neuropsychiatric Disorders

## Positions

Professor Emeritus, Sackler Faculty of Medicine

## Research

Main projects in the lab include:

1. Presynaptic monoamine transporters and the vesicular monoamine transporter as targets for neuropsychiatric drugs.
2. Anxiolytic effects of new herbal treatment: mice models of anxiety and biochemical studies.
3. Quaternary serotonin-reuptake inhibitors as novel anti-platelet drugs.
4. Methylphenidate (Ritalin): abuse potential and long-term effects.
5. Neuronal rescue by Rasagiline (MAO-B inhibitor) in thiamine deficiency.

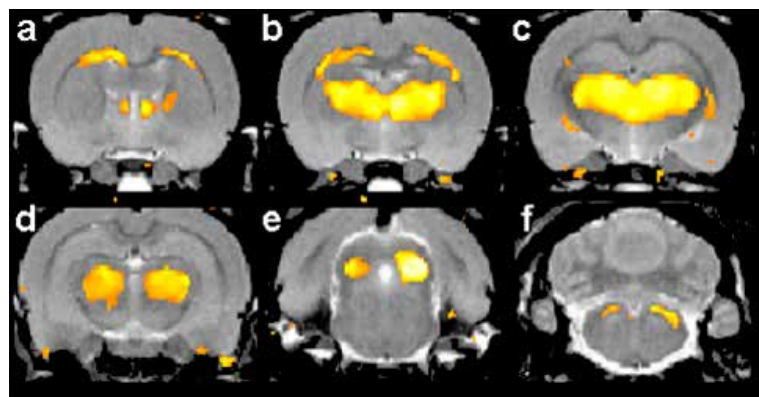
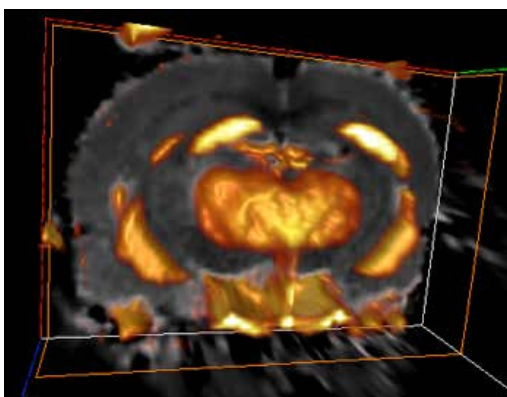
of psychostimulants on brain expression of bdnf and other neuroplasticity-relevant proteins. *J Mol Neurosci.* 57.

Simchon-Tenenbaum Y, Weizman A, **Rehavi M.** (2015) Alterations in brain neurotrophic and glial factors following early age chronic methylphenidate and cocaine administration. *Behav Brain Res.* 282:125-32.

Hadar A, Milanesi E, Squassina A, Niola P, Chillotti C, Pasmanik-Chor M, Yaron O, Martásek P, **Rehavi M,** Weissglas-Volkov D, Shomron N, Gozes I, Gurwitz D. (2016) RGS2 expression predicts amyloid- $\beta$  sensitivity, MCI and Alzheimer's disease: genome-wide transcriptomic profiling and bioinformatics data mining. *Transl Psychiatry* 6:e909.

## Publications

Simchon Tenenbaum Y, Weizman A, **Rehavi M.** (2015) The impact of chronic early administration



(A) Six representative coronal slices of  $T_2$ -weighted MR images from untreated thiamine-deficient rats on day 14. The yellow areas represent abnormalities characterized by a significant increase in signal intensity that occurred on day 14 as compared to day 0 (ANOVA,  $p < 0.01$ ). (a,b) thalamus and corpus callosum; (c,d) thalamus; (e) inferior colliculi; (f) superior cerebellar peduncle. (B) A Three-dimensional Maximum intensity projection (MIP) image of the  $T_2$  maps, demonstrating the damaged thiamine-deficient areas on day 14.



## Dr. Moran Rubinstein, Ph.D.

Department of Human Molecular Genetics and  
Biochemistry  
Goldschleger Eye Research Institute



[moranrub@post.tau.ac.il](mailto:moranrub@post.tau.ac.il)  
URL: <http://moranrub.wixsite.com/rubinsteinlab>

# The Molecular Basis of Epileptic Encephalopathies and Autism

## Position

Senior Lecturer, Sackler School of Medicine

Director, Goldschleger Eye Research Institute

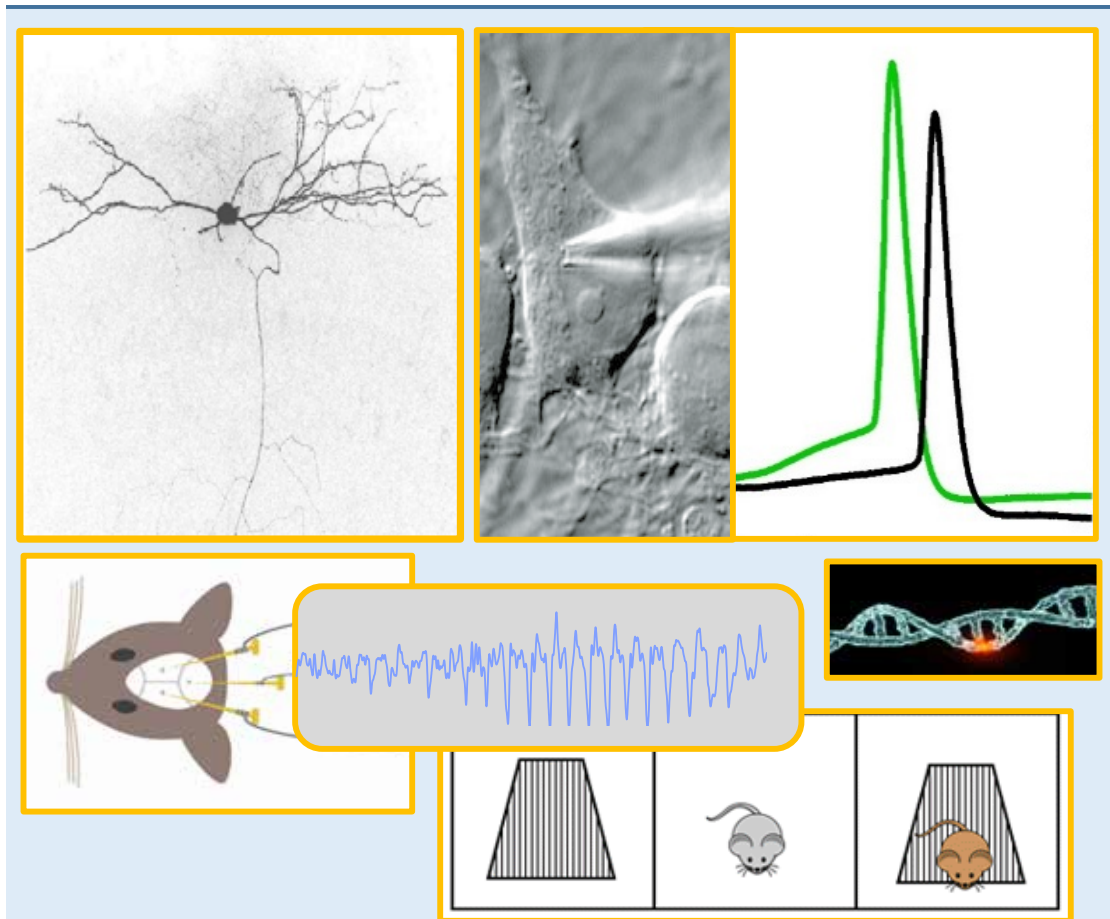
Co-Director, Biomed@TAU Research Hub: Autism & Other Developmental Disorders

## Research

We study the neuronal and molecular basis of visual system abnormalities in severe epilepsy and autism. One out of every 68 children is diagnosed with an

autism spectrum disorder, characterized by impaired social skills. Moreover, autistic features are observed in people suffering from epileptic encephalopathies, a group of severe disorders characterized by refractory seizures and cognitive deficit with limited treatment options and poor prognosis.

Visual system abnormalities are often observed in both disorders, ranging from lack of eye contact, through abnormal visual processing, to photosensitive seizures. The tremendous advancement in genetic studies helped to identify the involvement of many genes in the etiology of epilepsy and autism. However,



our understanding of the pathways leading from a genetic mutation to abnormal brain function is still in its infancy.

Ion channels are molecular machines, crucial for transforming synaptic inputs into electrical response, controlling neuronal firing and neurotransmitter release. One of the pivotal families of ion channels are the voltage-gated sodium channels (Na<sub>v</sub>). Indeed, mutations in multiple types of Na<sub>v</sub> channels were identified in epilepsy and autism patients. However, connecting the dots between Na<sub>v</sub> dysfunction and the resulting diseases have proven to be a formidable task.

In order to bridge this gap, we harness the strength of mouse genetics, combined with electrophysiological recordings, and behavioral experiments in mice. With this multidisciplinary approach we aim to uncover the neuronal alterations leading to defective information processing in diseased brain, develop early diagnostic tools as well as novel treatment options.

### Publications

**Rubinstein, M.**, Patowary, A., Stanaway, I.B., McCord, E., Scheuer, T., Nickerson, D., Raskind, W.H., Wijsman, E.M., Bernier, R., Catterall, W.A. and Brkanac, Z. (2018). Association of rare missense variants in the second intracellular loop of NaV1.7 sodium channels with familial autism. *Molecular Psychiatry* 23, 231-239

Dascal, N., **Rubinstein, M.** (2017). Lithium reduces the span of G protein-activated K<sup>+</sup> (GIRK) channels inhibition in hippocampal neurons. *Bipolar Disorders* 19; 568-574.

Dascal, N., **Rubinstein, M.** Lithium reduces the span of G protein-activated K<sup>+</sup> (GIRK) channels inhibition in hippocampal neurons. *Bipolar Disord.*

Yakubovich, D., Berlin, S., Kahanovitch, U., **Rubinstein, M.**, Farhy-Tselnicker, I., Styr, B., Keren-Raifman, T., Dessauer, C.W., and Dascal, N. (2015). A quantitative model of the GIRK1/2 channel reveals that its basal and evoked activities are controlled by unequal stoichiometry of G $\alpha$  and G $\beta\gamma$ . *PLoS Comp Biol* 11, e1004598.

**Rubinstein, M.**, Han, S., Tai, C., Westenbroek, R.E., Hunker, A., Scheuer, T., and Catterall, W.A. (2015). Dissecting the phenotypes of Dravet syndrome by gene deletion. *Brain* 138, 2219-2233.

**Rubinstein, M.**, Westenbroek, R.E., Yu, F.H., Jones, C.J., Scheuer, T., and Catterall, W.A. (2015). Genetic background modulates impaired excitability of inhibitory neurons in a mouse model of Dravet syndrome. *Neurobiol Dis* 73, 106-117.

### Grants

2018 – 2021 ERA-Net E-Rare – Curing Dravet Syndrome by Gene Therapy

2017 – 2022 ISF. Deciphering the neuronal and molecular basis of epileptogenesis and compensatory mechanisms in Dravet Syndrome

2017 – 2019 Fritz Thyssen Foundation. Unveiling the neuronal and network basis for visual system dysfunction in Dravet Syndrome



## Prof. Naphtali Savion, Ph.D.

Goldschleger Eye Research Institute  
Department of Human Molecular Genetics and  
Biochemistry  
Sackler Faculty of Medicine



Email: [eyeres@post.tau.ac.il](mailto:eyeres@post.tau.ac.il)  
URL: <http://www2.tau.ac.il/Person/medicine/researcher.asp?id=abfmlhgdk>

# Novel Antioxidant for Treatment of Degenerative Diseases

## Positions

Professor Emeritus, Sackler Faculty of Medicine

## Research

We are studying the potential of S-allylmercapto-N-acetylcysteine (ASSNAC) a newly developed derivative of allicin (the active component in garlic) to serve as a treatment for oxidative stress associated degenerative diseases. The research involves cell biology tools and animal models.

The following specific subjects are studied:

- Demonstrating the capacity of ASSNAC to activate the transcription factor Nrf2 resulting in up-regulation of the antioxidant cellular mechanisms that increases the protective capacity of cells against reactive oxygen species.
- Testing the potential of ASSNAC to modulate the bone marrow stem cells population and attenuate the clinical manifestations of neurodegenerative diseases, diabetes, and osteoporosis.
- Testing the potential of ASSNAC to attenuate ocular degenerative diseases such as cataract and light-induced retinal damage.

## Publications

I. Budnik, B. Shenkman, **N. Savion**. Synergistic effect of signaling from receptors of soluble platelet agonists and outside-in signaling in formation of a stable fibrinogen–integrin  $\alpha\text{IIb}\beta\text{3}$ –actin cytoskeleton complex. *Thromb. Res.*, 135:114–120, 2015.

M. Levi, M. Tzabari, **N. Savion**, S. M. Stemmer, R. Shalgi, I. Ben-Aharon. Dexrazoxane exacerbates doxorubicin-induced testicular toxicity. *Reproduction* 150:357–366, 2015.

I. Budnik, B. Shenkman, **N. Savion**. Role of G protein signaling in formation of the fibrin(ogen)–integrin

$\alpha\text{IIb}\beta\text{3}$ –actin cytoskeleton complex in platelets. *Platelets*, early online March 30, 2016.

M. Levi, A. Popovtzer, M. Tzabari, A. Mizrahi, **N. Savion**, S. M. Stemmer, R. Shalgi, I. Ben-Aharon. Cetuximab intensifies Cisplatin-induced testicular toxicity. *Reprod Biomed Online* 33:102–10, 2016.

D. Ben-Zvi, **N. Savion**, F. Kolodgie, A. Simon, S. Fisch, K. Schäfer, N. Bachner-Hinzenon, X. Cao, A. Gertler, G. Solomon, E. Kachel, E. Raanani, J. Lavee, S. Kotev Emeth, R. Virmani, F.J. Schoen, J. Schneiderman. Local application of leptin antagonist attenuates Angiotensin II-induced ascending aortic aneurysm and cardiac remodeling. *J. Am. Heart Assoc.* 5:e003474; 2016.

Budnik I, Shenkman B, Hauschner H, Zilinsky I, **Savion N**. Role of heterotrimeric G proteins in platelet activation and clot formation in platelets treated with integrin  $\alpha\text{IIb}\beta\text{3}$  inhibitor. *Platelets*. 13:1–5, 2017.

**Savion N**, Levine A, Kotev-Emeth S, Bening Abu-Shach U, Broday L. S-allylmercapto-N-acetylcysteine protects against oxidative stress and extends lifespan in *Caenorhabditis elegans*. *PLOS One*. 13:e0194780, 2018.

**Savion N**, Dahamshi S, Morein M, Kotev-Emeth S. S-Allylmercapro-N-Acetylcysteine attenuates the oxidation-induced lens opacification and retinal pigment epithelial cell death in vitro. *Antioxidants*, 8:25, 2019.





## Prof. Inna Slutsky, Ph.D.

Department of Physiology and Pharmacology  
Sackler Faculty of Medicine



TEL AVIV UNIVERSITY



Email: [islutsky@post.tau.ac.il](mailto:islutsky@post.tau.ac.il)

# Regulation of Hippocampal Plasticity: Single Synapses to Alzheimer's Disease

## Positions

Associate Professor, Sackler Faculty of Medicine

Editorial Board Member: *eLife*, *Scientific Reports*,  
*Frontiers in Cellular and Molecular Neuroscience*

Member, American Federation for Aging Research  
(AFAR) National Scientific Advisory Council

Member, Minerva grant committee

Member, Azrieli PhD fellowship committee;

Member, PhD program committee, Sagol School  
of Neuroscience

Member, Scientific Committee, Center of Nanoscience  
and Nanotechnology

## Research

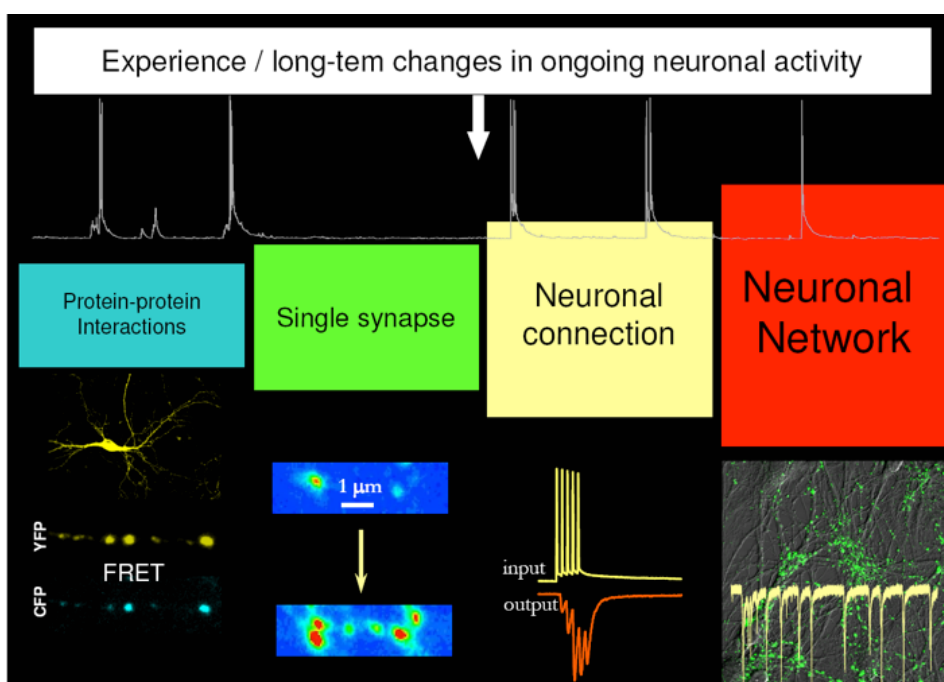
The research in the laboratory is focused on understanding the basic mechanisms underlying synaptic function and primary mechanisms initiating

synaptic dysfunction at very early stages of Alzheimer's Disease. To achieve this goal, we developed an integrated system that enables simultaneous real-time visualization of structural reorganization in spatially-restricted signaling complexes and functional modifications of single synapses in brain circuits. Utilizing FRET spectroscopy, high-resolution optical imaging, electrophysiology, molecular biology, and biochemistry we explore experience-dependent mechanisms regulating the number and plasticity of hippocampal synapses under physiological and pathological conditions.

## Publications

Frere, S., and **Slutsky, I.** (2018). Alzheimer's Disease: From Firing Instability to Homeostasis Network Collapse. *Neuron* 97, 32-58.

Styr, B., and **Slutsky, I.** (2018). Imbalance between Firing Instability and Synaptic Plasticity Drives Early-



Phase Alzheimer's Disease. *Nature Neuroscience*, 21(4), 463-473.

Wang Z, Jackson RJ, Hong W, Taylor WM, Corbett GT, Moreno A, Liu W, Li S, Frosch MP, **Slutsky I**, Young-Pearse T, Spires-Jones TL, Walsh DM. (2017) Human brain-derived A $\beta$  oligomers bind to synapses and disrupt synaptic activity in a manner that requires APP. *J Neurosci*. pii: 2009-17.

Tao K, Xue B, Frere S, **Slutsky I**, Cao Y, Wang W, Gazit E. (2017) Multiporous supramolecular microspheres for artificial photosynthesis. *Chem Mater*. 29:4454-4460.

Milshtein-Parush H, Frere S, Regev L, Lahav C, Benbenishty A, Ben-Eliyahu S, Goshen I, **Slutsky I**. (2017) Sensory deprivation triggers synaptic and intrinsic plasticity in the hippocampus. *Cereb Cortex*. 27:3457-3470.

Segal-Gavish H, Gazit N, Barhum Y, Ben-Zur T, Taler M, Hornfeld SH, Gil-Ad I, Weizman A, **Slutsky I**, Niwa M, Kamiya A, Sawa A, Offen D, Barzilay R. (2017) BDNF overexpression prevents cognitive deficit elicited by adolescent cannabis exposure and host susceptibility interaction. *Hum Mol Genet*. 26:2462-2471.

Gazit N, Vertkin I, Shapira I, Helm M, Slomowitz E, Sheiba M, Mor Y, Rizzoli S, **Slutsky I**. (2016) IGF-1

receptor differentially regulates spontaneous and evoked transmission via mitochondria at hippocampal synapses, *Neuron* 89, 583-597.

Frere S., **Slutsky I**. (2016) Targeting PTEN interactions for Alzheimer's disease, *Nature Neuroscience* 19, 416-418.

Vertkin I, Styr B, Slomowitz E, Ofir N, Shapira I, Berner D, Fedorova T, Laviv T, Barak-Broner N, Greitzer-Antes D, Gassmann M, Bettler B, Lotan I, **Slutsky I**. (2015) GABAB receptor deficiency causes failure of neuronal homeostasis in hippocampal networks, *Proc Natl Acad Sci USA* 112, E3291-3299.

Slomowitz E, Styr B, Vertkin I, Milshtein-Parush H, Nelken I, Slutsky M, **Slutsky I**. (2015). Interplay between population firing stability and single neuron dynamics in hippocampal networks. *Elife* 4.

#### Review

Frere S, **Slutsky I**. (2016) Targeting PTEN interactions for Alzheimer's disease. *Nat Neurosci*. 19:416-8.

#### Grants

2017–2020 Heritage Legacy Fund and Israel Science Foundation

2017–2022 ERC Consolidator Grant



## Prof. Arie S. Solomon, M.D., Ph.D.

Goldschleger Eye Research Institute  
Department of Ophthalmology  
Sackler Faculty of Medicine  
Sagol School of Neuroscience



TEL AVIV UNIVERSITY



E-mail: asolomon@post.tau.ac.il

# Basic and Applicative Research of Eye Physiology, Diseases and Function

## Positions

Associate Professor, 'Bedimus' (Ret.) Sackler Faculty of Medicine

Editorial Board, *Translational Vision Science & Technology (TVST)*

International Committee Member, ARVO

## Research

The eye presents many challenges for research regarding unsolved conditions such as retinal and optic nerve assaults, damage to eye by surrounding conditions of work and every day activity.

The following specific subjects are studied:

- Optic nerve research: creating models of trauma and disease to investigate the mechanisms of degeneration and regeneration
- Investigate ways to treat corneal injury and diseases
- Ultraviolet light damage to the eye
- Research on the neovascular process in the eye and search ways to prevent it
- Occupational and environmental factors affecting eye and vision

## Publications

Ohana R., Weiman-Kelman B., Shaul R., Tamm E., Pasmanik-Chor M., Rinon A., Netanel D., Shamir R., **Solomon AS.**, Ashery-Padan R. MicroRNAs of the RPE arterial for RPE differentiation and photoreceptor maturation. *Development*, 2015;142:2487-98.

Tzameret A., Sher I., Belkin M, Treves AJ., Meir A., **Nagler A, Levkovicitch-Verbin H., Rotenstreich**

**Y., Solomon AS.** Epiretinal transplantation of human bone marrow mesenchymal stem cells rescues retinal and vision function in a rat model of retinal degeneration. *Stem Cell Res*, 15:387-94.

Yuval C, Ben-Mair E, Rosenzweig E, Shechter- Amir D, **Solomon AS.** The effect of nocturnal CPAP therapy on the intraocular pressure of patients with Sleep Apnea Syndrome. *Graefes Arch Exp Clin Ophthalmol*, 2015, 253:2263-2271.

Maharshak I, Salomon- Zimri S., Antes R, Liraz O., Nisgav Y., Livnat T., Weinberger D., Colton C., **Solomon AS,** Michaelson DM. The effect of the ApoE4 Genotype on the developing mouse retina. *Exp Eye Res*, 2015, 145:17-25.

Michael Blank, Mathilda Mandel, Namma Dror, **Arie S. Solomon,** Thilda Barylyia and Gad Lavie. Hypericin targets multiple signaling mediators in cancer cells generating unique, anti-tumoral, anti-metastatic and anti-angiogenesis activities with evidence for clinical applicability. *Med Res Arch*, 5, 3, 2017.

Adi Tzameret, Ifat Sher, Vistoria Edelstain, Michael Belkin, Ofra Kalter-Leibovici, **Arie S. Solomon\*** and Ygal Rotenstreich\*, \*equal contribution. Evaluation of visual function in Royal College of Surgeons rats using a depth perception visual cliff test. *Vis Neuroscience*. 2018.

Ravid Doron, Anna Sterkin, Moshe Fried, Oren Yehezkel, Michael Belkin, Maria Lev, Rosner Mordechai, Yossi Mandel, **Arie S Solomon,** Uri Polat. Spatial visual function in anomalous trichromats: is less more? *PLoS One*, 2019.

**Solomon AS.** Mild carotid stenosis creates gradual, progressive, lifelong brain and eye damage: An experimental laboratory rat model. *J Comp Neurol*, 2019.



## Dr. Eran Stark, M.D., Ph.D.

Department of Physiology and Pharmacology  
Sackler Faculty of Medicine  
Sagol School of Neuroscience



www.eranstarklab.com  
Email: eranstark@post.tau.ac.il

# Spiking Network Mechanisms Underlying Cognition

## Position

Senior Lecturer, Sackler Faculty of Medicine and Sagol School of Neuroscience

## Research

We study the way neuronal networks give rise to function. There are many levels to approach this topic and we are interested at the spiking level, mainly in local circuits of free, behaving animals. We focus on short-term memory and spatial navigation in rodents. For this, we are continuously developing technologies to interface bi-directionally with the intact brain at the spatiotemporal resolution of a single neuron and a single spike. Our mechanistic approach involves high-density recording and manipulation of dozens to hundreds of neurons simultaneously, while freely moving rodents perform cognitive tasks. By erasing and writing individual spikes of multiple neurons in real time, we precisely modify network-spiking activity during specific epochs (for instance, short term memory maintenance), and study the effects on behavior (memory deterioration or boosting).

## Publications

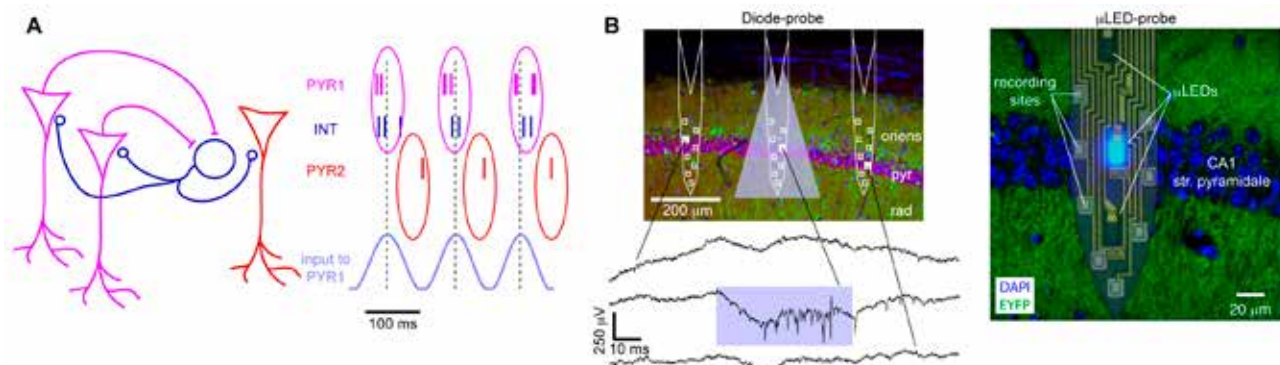
Kampasi K, English D, Seymour J, **Stark E**, McKenzie S, Vöröslakos M, Wise K, Buzsáki G, Yoon E (2018) Dual color optogenetic control of neural populations using low-noise, multishank optoelectrodes. *Microsystems and Nanoengineering*, 4(1):1-10

Roux L, Hu B, Eichler R, **Stark E**, Buzsáki G (2017) Sharp wave ripples during learning stabilize hippocampal spatial map. *Nat Neurosci*, 20(6):845-853.

Platkiewicz J, Stark E, Amarasingham A (2017) Spike-centered jitter can mistake temporal structure. *Neural Comp*, 29(3):783-803

Kampasi K, **Stark E**, Seymour J, Na K, Winful HF, Buzsáki G, Wise KD, Yoon E (2016) Fiberless multicolor neural optoelectrode for in vivo circuit analysis. *Scientific Reports*, 6:30961

Wu F\*, **Stark E\***, Ku P, Wise K, Buzsáki G, Yoon E (2015) Monolithically integrated  $\mu$ LEDs on silicon neural probes for high-resolution optogenetic studies in behaving animals. *Neuron*, 88:1136-1148.



**A. Dynamic segregation of neuronal networks into cell assemblies.** In the freely-moving mouse, external input is applied to one group of excitatory pyramidal cells (PYR1), which drive inhibitory cells (INT), which then inhibit a second group (PYR2). At certain input frequencies, inhibition actually *induces* spiking in PYR2. The activity of the PYR1 and PYR2 assemblies (each of which may represent a distinct memory) is thus linked and multiplexed in time. **B. Hardware for recording and manipulating circuit elements in freely moving animals.** A diode-probe device consists of multiple optical fibers, each coupled to a distinct light source and associated with a distinct electrode array. In animals that express light-sensitive ion channels (opsins), light applied at one site induces spiking of multiple cells only at that site.  $\mu$ LED-probes take spatial resolution one step further by implanting neuron-sized diodes directly in the brain.



**Stark E**, Roux L, Eichler R, Buzsáki G (2015) Local generation of multi-neuronal spike sequences in the hippocampal CA1 region. *Proc. Natl. Acad. Sci. USA* 112:10521-6.

#### Reviews

Buzsáki G, **Stark E**, Berenyi A, Khodagholy D, Kipke DR, Yoon E, Wise K (2015) Tools for probing local circuits: high-density silicon probes combined with optogenetics. *Neuron* 86:92-105.

#### Grants

2016-2021	ERC Starting Grant
2016-2020	CRCNS (NSF-BSF) Grant
2016-2020	ISF Grant
2017-2020	Rosetrees Grant
2017-2019	ISF Bikura Grant



Dr. Ido Tavor, Ph.D.

Department of Anatomy and Anthropology  
Sackler Faculty of Medicine



Email: idotavor@post.tau.ac.il

# Functional and Structural Brain Connectivity using MRI

## Positions

Senior Lecturer, Sackler Faculty of Medicine

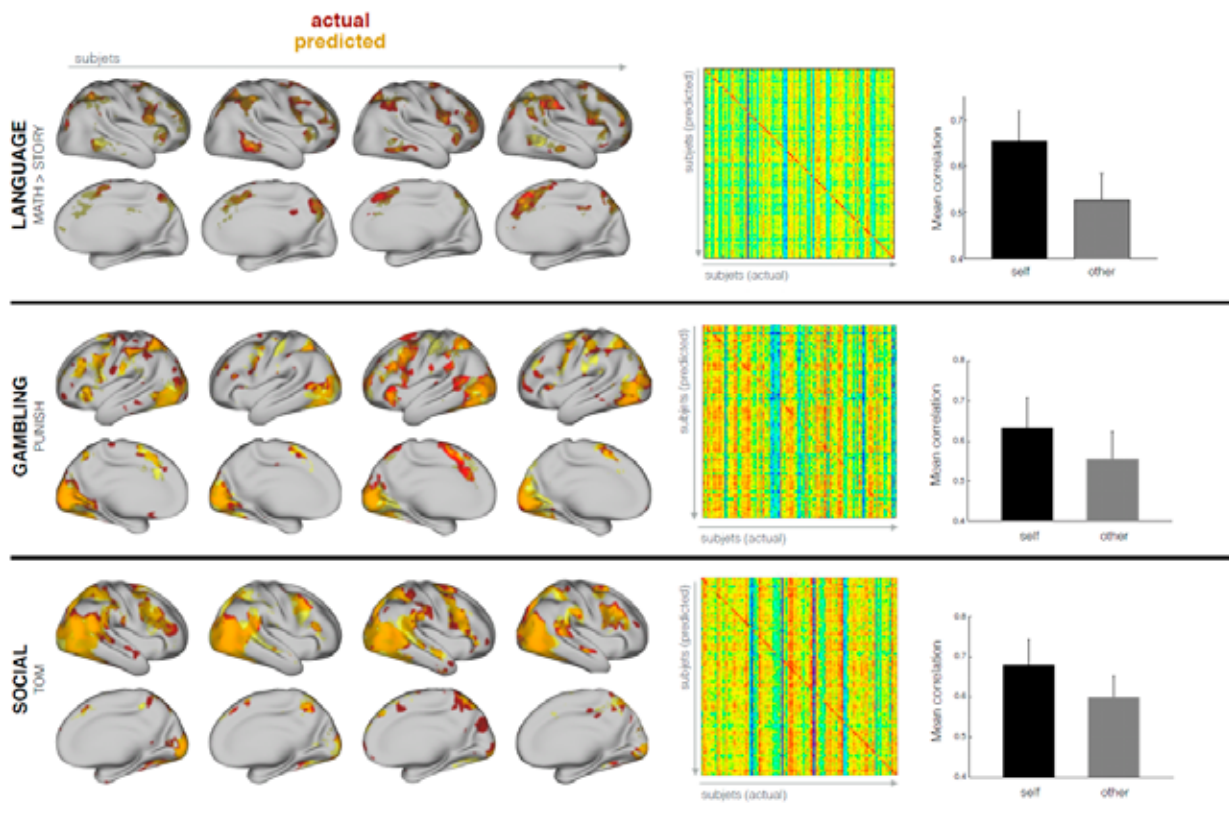
Faculty member, Sagol School of Neuroscience

## Research

Work in our lab is focused on exploring the relations between brain structure, function and behavior using magnetic resonance imaging (MRI). We're using state-of-the-art MRI methodologies to study inter- and intra- subject variability in brain connectivity and

use behavioral experiments to study whole-brain neuroplasticity.

Specifically, we develop models to predict individual differences in brain activity and human behavior from brain structure and connectivity measurements. We also study learning-related brain plasticity by developing behavioral tasks that induce functional and structural brain modifications and investigate the underline mechanisms of functional neuroplasticity as measured with fMRI. We also work on advanced statistical modeling of MRI data.



**Predicting individual differences in brain activation in a variety of tasks:** Examples for tasks in the language, decision making and social domains are shown for 4 representative subjects, where actual activation is shown in red and predicted activation in yellow. The specificity of prediction is demonstrated by the connectivity matrix between true and predicted activation maps of 100 subjects (note the pronounced diagonality of the correlation matrix).

## Publications

A. Horowitz, D. Barazany, **I. Tavor**, M. Bernstein, G. Yovel and Y. Assaf. In vivo correlation between axon diameter and conduction velocity in the human brain. *Brain Structure and Function* 220, 1-12, 2015

A. Horowitz, D. Barazany, **I. Tavor**, G. Yovel and Y. Assaf. Response to comments on the paper by Horowitz et al. *Brain Structure and Function* 220, 1791, 2015

D. Joel, Z. Berman, **I. Tavor**, N. Wexler, O. Gaber, Y. Stein, N. Shefi, J. Pool, S. Urchs, D.S. Margulies, F. Liem, J. Hänggi, L. Jäncke, Y. Assaf, 2015. Sex

beyond the genitalia: The human brain mosaic. *Proc. Natl. Acad. Sci. USA* 15468-73, 2015

**I. Tavor**, O. Parker Jones, R.B. Mars, S.M. Smith, T.E. Behrens, S. Jbabdi. Task-free MRI predicts individual differences in brain activity during task performance. *Science* 352, 216-220, 2016

## Grants

2019-2020    Aufzien Family Center for the Prevention & Treatment of Parkinson's Disease Grant







## Dr. Michal Avrech Bar, Ph.D., O.T.

Department of Occupational Therapy  
Steyer School of Health Professions



TEL AVIV UNIVERSITY



Email: [michaavr@post.tau.ac.il](mailto:michaavr@post.tau.ac.il)

# Occupational Science: Investigating Occupations, Health and Well-Being Among Women

## Positions

Lecturer, Sackler Faculty of Medicine

Committee Member, Occupational Science Europe Research Committee

## Research

Occupational Science is the study of human participation. Research in this area focuses on specific populations and their unique challenges to engage in meaningful occupations. Our primary area of research is exploring the relationship between engagement in occupations, health and well-being among women, especially as related to the role of motherhood. We focus on the effect of occupational performance on life satisfaction and perceived physical and mental health in various life-changing situations. The populations that we study include women who experienced a major change in their lives (such as transgender women or becoming a caregiver), women diagnosed with illness or having a disability, mothers of children who were diagnosed with Autism Spectrum Disorder (ASD) or Attention Deficit Hyperactivity Disorder (ADHD), and healthy mothers from different cultures/religions.

Our second area of research is developing and evaluating advanced teaching methods in occupational therapy, specifically, testing the contribution of Problem-Based Learning (PBL) to the development of students' learning skills, knowledge, communication skills and success in clinical fieldwork studies.

## Publications

D. Rand, N. Givon, & **M. Avrech Bar**. A video-game group intervention: Experiences and perceptions of adults with chronic stroke and their therapists. *Canadian Journal of Occupational Therapy*, Vol 85, pp. 158-168, 2018.

L. Rosenberg, M. Pade, H. Reizis, **M. Avrech Bar**. Associations between meaning of everyday activities and participation among children. *American Journal of Occupational Therapy*, Vol 73, 2018).

**Avrech Bar, M.**, Pade, M., Jarus, T., Gat, S., Kaufman Cohen, Y. & Lipskaya-Velikovsky, L. (2017). Problem-Based learning in occupational therapy curriculum – Implications and challenges. *Disability and Rehabilitation*, 10.1080/09638288.2017.1325942.

Rand, D., Givon, N., & **Avrech Bar, M.** (2017). A video-game group intervention: Experiences and perceptions of adults with chronic stroke and their therapists. *Canadian Journal of Occupational Therapy* (in press).

**M. Avrech Bar**, M. Katz Leurer, S. Warshawski, M. Itzhaki. The Role of personal resilience and personality traits of healthcare students on their attitudes towards interprofessional collaboration. *Nurse Education Today*, Vol 61, pp. 36-42, 2017.

**Avrech Bar, M.**, Shelef, L., & Bart, O. (2016). Do participation and self-efficacy of mothers to children with ASD predict their children participation? *Research in Autism Spectrum Disorders*, 24, 1-10.

**Avrech Bar, M.**, Jarus, T., Wada, M., Rechtman, L., & Noy, E. (2016). Male-to-female transitions: Implications for occupational performance history, health, and life satisfaction. *Canadian Journal of Occupational Therapy*, 83, 72-82.

**Avrech Bar, M.**, Forwell, S., & Backman, C. (2016). Ascribing meaning to occupation: An example from healthy, working mothers. *OTJR: Occupation, participation and Health*, 36, 148-158.

**Avrech Bar, M.**, Ratzon, N. Z. (2016). Enhancing occupational therapy students' knowledge, competence, awareness, and interest in accessibility. *Hong Kong Journal of Occupational Therapy*, 27, 18-25.

**Avrech Bar, M.**, Jole Majadla, S. & Bart, O. (2015). Managing everyday occupations as a predictor of health and life satisfaction among mothers of children with ADHD. *Journal of Attention Disorders*, 1087054715601211.

**Avrech Bar, M.**, & Jarus, T. (2015). The effect of engagement in everyday occupations, role overload and social support on health and life satisfaction among mothers. *International Journal of Environmental Research and Public Health*, 12, 6045-6065.



Dr. Tami Bar-Shalita, Ph.D., O.T.

Department of Occupational Therapy  
School of Health Professions  
Sackler Faculty of Medicine



Email: [tbshalita@post.tau.ac.il](mailto:tbshalita@post.tau.ac.il)

## Investigating Sensory Modulation Disorder (SMD) Over Life Span

### Positions

Lecturer, Sackler Faculty of Medicine

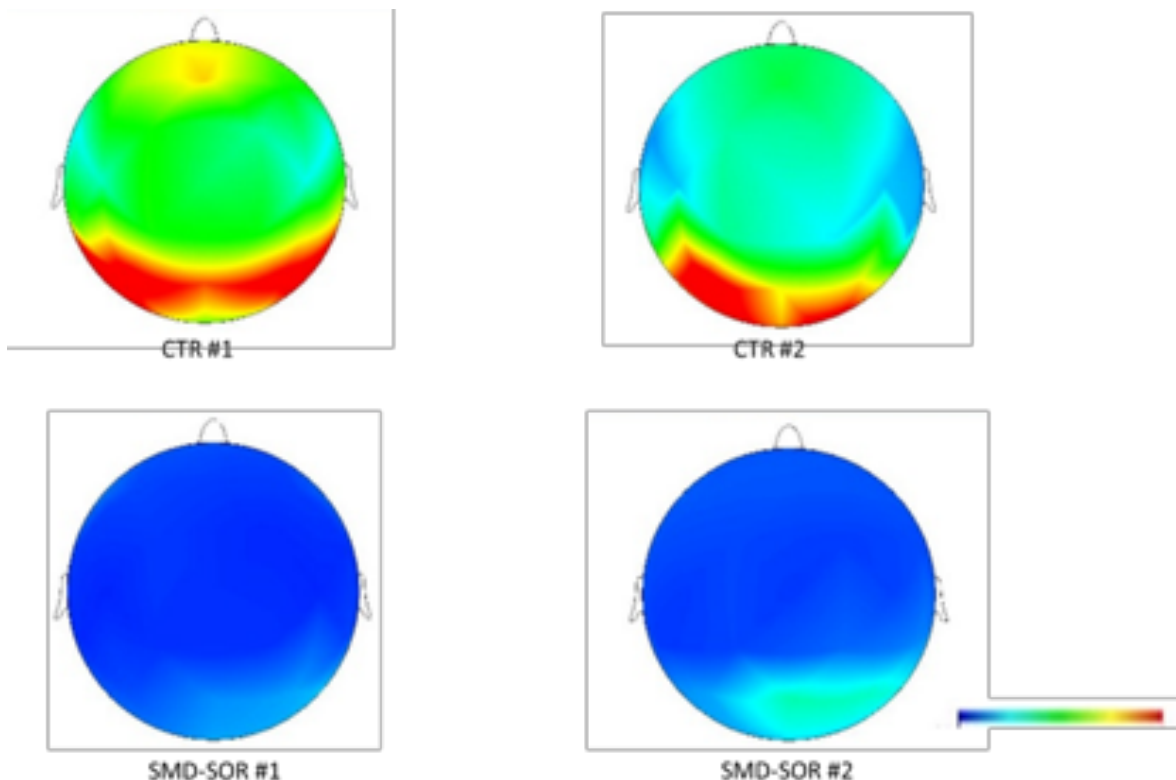
### Research

SMD is a health condition in which abnormal responses to naturally occurring stimuli is demonstrated in a manner that interferes with daily life, affecting 10% of otherwise healthy individuals. Our lab studies a unique perspective associating SMD with pain. Our research is aiming to better understand the underlying mechanisms by identifying biomarkers that would specify this health condition, applying psychophysical and neurophysiological methodologies in children and adults. New biomarkers

found guide new therapeutic modalities for this population, ameliorating intervention opportunities: Specifically we are developing a neurofeedback system for treating SMD, based on our findings of EEG components that characterize individuals with SMD.

Moreover, in trying to understand the potential role of SMD in neurodevelopmental and other disorders trajectories, we study SMD as a risk factor in other health conditions such as chronic pain, mental health, substance abuse, and neurodevelopmental disorders.

Research is performed in the Sensory Integration Laboratory at TAU and in hospitals.



Alpha (7.5 – 12 Hz) distribution map of activity (EEG recording) in 2 control and 2 sensory over-responsive subjects. Red color indicates greater alpha power. Control (CTR) but not SOR subjects have high alpha activity, which increases in posterior electrodes.

## Publications

**Bar-Shalita, T.**, Anatoly Livshitz, A., Yulia Levin-Meltz, Y., Rand, D., Deutsch L., Vatine, J-J. Sensory modulation dysfunction is associated with Complex-Regional-Pain-Syndrome. *PLoS One*. 2018, 13(8):e0201354.

Granovsky, Y., Shor, M., Shifrin, A., Sprecher, E., Yarnitsky, D., and **Bar-Shalita, T.** Assessment of responsiveness to everyday non- noxious stimuli in pain-free migraineurs with versus without aura. *The Journal of Pain*. 2018; 19, 943-951.

Hertzog, D., Cermak, S., and **Bar-Shalita, T.** Sensory modulation, physical activity, and participation in daily occupations in young children. *The Canadian Journal of Occupational Therapy*. 2018. Accepted.

Granovsky, Y., Weissman-Fogel, I., **Bar-Shalita, T.** Resting-state EEG in individuals with sensory over-responsivity: an exploratory study. *American Journal of Occupational Therapy*. 2018. In press.

Weissman-Fogel I, Granovsky Y, **Bar-Shalita T.** Sensory over-responsiveness among healthy

subjects is associated with a pronociceptive state. *Pain Pract*. 2017, doi: 10.1111/papr.12619.

Bart O, **Bar-Shalita T**, Mansour H, Dar R. Relationships among sensory responsiveness, anxiety, and ritual behaviors in children with and without atypical sensory responsiveness. *Phys Occup Ther Pediatr*. 2017, 37:322-331.

Bart O., **Bar-Shalita, T.**, Darr, R. Relationships among sensory responsiveness, anxiety, and ritual behaviors in children with and without atypical sensory responsiveness. *Phys Occ Ther Ped*. 2016:1-10.

**Bar-Shalita, T.**, Cermak, S. Atypical sensory modulation and psychological distress in the general population. *Am J Occ Ther*. 2016, 70: 1-9.

Lipskaya-Velikovsky, L., **Bar-Shalita, T.**, Bart, O. Sensory modulation and daily-life participation in people with schizophrenia. *Comp Psych*. 2015, 58:130-137

**Bar-Shalita, T.**, Deutsch, L., L Honigman, L., Weissman-Fogel, I. Ecological aspects of pain in sensory modulation disorder. *Res Dev Disabil*. 2015, 45-46: 157-167.





## Prof. Sivia Barnoy, R.N., Ph.D.

Department of Nursing  
Stanley Steyer School of Health Professions  
Sackler Faculty of Medicine



Email: [sivia@post.tau.ac.il](mailto:sivia@post.tau.ac.il)

# Nursing Genetics and Information Technologies

## Positions

Associate Professor, Sackler Faculty of Medicine

## Research

Our research focuses on two main fields: 1. Genetics  
2. Nursing and Information Technologies

In genetics our interest is in factors influencing individual decision-making on taking genetic tests. The decision whether or not to take a test may be influenced by factors relating to the illness tested for such as its severity or how far it can be controlled, or by personality factors such as risk-perception and optimism, or by the identity of the agent recommending the test (doctor or nurse) and their perceived epistemic authority. In a series of studies we are currently conducting we are trying to find linkages between these factors and the decision whether or not to take genetic tests.

Another issue being studied is the question “to whom does genetic information belong?” Genetic information is of importance to the tested individual’s family as well as to them self. However, not all test subjects share the findings with their relatives. In a large-scale study, conducted together with Dr. Roy Gilbar of the Leicester University and funded by the Israel Cancer Association we examined the attitudes, opinions and behavioral intentions of genetic counselees regarding the disclosure of their genetic information to their families. We are planning a qualitative study to examine views of genetic counselors on this topic.

Information Technologies: Due to the rise of internet technology, medical information is no longer the exclusive property of medical service givers – it is now accessible to everybody – and this new situation has an effect on patient-caregiver relations. Among the research studies we are carrying out, we have investigated the attitudes of nurses towards patients who come forward with information found on the web, what affects those attitudes, and the reactions

of nursing teachers to students who bring such information to class. Up to now, most research into this issue has concentrated on the professional caregiver’s point of view. We wish to turn the spotlight onto the patient’s point of view, and on how they feel after bringing Internet information to an appointment with their doctor or nurse.

## Publications

Gilbar R, Shalev S, Spiegel R, Pras E, Berkenstadt M, Sagi M, Ben-Yehuda A, Mor P, Perry S, Zaccai TF, Borochowitz Z, **Barnoy S.** (2016) Patients’ attitudes towards disclosure of genetic test results to family members: the impact of patients’ sociodemographic background and counseling experience. *J Genet Couns.* 25, 314-324.

Itzhaki, M., Hildesheimer, G., **Barnoy, S.** & Katz, M. (2016) Family involvement in medical decision making: Perceptions of nursing and psychology students. *Nurse Education Today*, 40, 181-187.

Peles-Bortz, A., Bluvstein, I., Bergman, L. & **Barnoy, S.** (2016). Suspicion of gynecologic malignancy: Support resources for women before gynecological surgery. *Women & Health*, 57, 329-341.

Itzhaki, M., Meridian, O., Schifter-Sagiv, T. & **Barnoy, S.** (2016). Nursing students’ attitudes and intention to work with mentally ill patients before and after a planned intervention. *Academic Psychiatry*, 41;337-344.

Bar-Tal, Y. and **Barnoy, S.** Factors Influencing Participants’ Decision to Comply with Nurse Recommendations. *Nursing Inquiry*. 23: 338–345.

Warshawski, S., Barnoy, S. & Itzhaki, M. Factors associated with nursing students’ resilience: communication skills course, use of social media and satisfaction with clinical placement. *Journal of Professional Nursing*, 33:157.

Niv, G., Bar-Josef, S., Ben Bassat, O., Avni, I., Lichtenshtein, L., Niv, Y., **Barnoy, S.** (2017). Quality

of life and uncertainty in Crohn's disease. *Quality of Life Research*, 26(6), 1609–1616.

**Barnoy, S.**, Biton, A., Itzhaki, M. (2017). Social inclusion of children with Down syndrome: Jewish and Muslim mothers' knowledge, attitudes, beliefs, and behavioral intentions. *Journal of Pediatric Nursing*, 35, 50-56.

Kardosh, M., Bar-Tal, Y., **Barnoy, S.** (2017). The relationship between body image, gender, subjective norms and the decision to undergo preventive mastectomy among Arab and Jewish BRCA carriers. *Cancer Nursing*. 41, 255-262.

Warshawski, S., **Barnoy, S.**, Kagan, I. Generation, gender and professional differences in perception of organizational values. *Journal of Interprofessional Care*, 31, 696-704.

Asman, O., Melnikov, S., **Barnoy, S.**, Tabak, N. (2017). Experiences, behaviors, and perceptions and experiences of registered nurses regarding research ethics and misconduct. *Nursing Ethics*. In press.

Gilbar, R. & **Barnoy, S.** Companions or patients? The impact of family presence in genetic counselling

for inherited breast cancer: relational autonomy in practice. *Bioethics*, 32, 378-387.

Warshawski, S., Katz, O., & **Barnoy, S.** The relationship between test anxiety to academic self-efficacy and social support among nurse students. *Nurse Educator*, in press.

Warshawski, S., Itzhaki, M. & **Barnoy, S.** Nurses' and nurse students attitudes and self-efficacy perception of ICTs: professional and cultural differences. *CIN, Computers, Informatics Nursing*, In press.

**Barnoy, S.**, Melnikov, S. & Bar-Tal, Y. E-Health Information Presented by E-Patients and the Nurse-Patient Relationship. *CUPS, Current Psychology*,

Warshawski, S., Itzhaki, M. & **Barnoy, S.** Nursing Students Perceptions of Caring: Association between Caring Behaviors and Social Media Use. *Nurse Education in Practice*, In press.

Kagan, I., Porat, N. & **Barnoy, S.** The quality and safety culture in general hospitals – patients, physicians and nurses evaluation of its effect on patient satisfaction. *International Journal for Quality in Health Care*, In press.



## Dr. Orit Bart, Ph.D., OTR

Department of Occupational Therapy  
Stanley Steyer School of Health Professions  
Sackler Faculty of Medicine



Email: [oritbert@post.tau.ac.il](mailto:oritbert@post.tau.ac.il)

# Co-Morbidity of Sensory-Motor and Cognitive Dysfunction and Psychosocial Problems

## Positions

Senior Lecturer, Sackler Faculty of Medicine

Chair, Department of Occupational Therapy

Member, Israeli National Board for Certification of Occupational Therapy – Ministry of Health

Member, National Advisory Committee on Services for Child Development – Ministry of Health

## Research

Our research is focused on the association between sensory-motor function and psychological aspects (anxiety, sense of coherence, hope, loneliness, etc.) of typically developed children and children with developmental problems such as Developmental coordination disorder (DCD), Attention Deficit Hyperactive Disorder (ADHD), and Sensory Processing Disorder (SPD). In the studies I conduct I try to learn and understand more about the mechanism behind the co-morbidity of sensory-motor dysfunctions and psychosocial problems. Further more, there are some studies where we assess the efficacy of sensory-motor intervention and its influence on the psychological behavior of the treated children.

Another related topic that is in the focus of my research is children's participation. According to the International Classification of Functioning, Disability and Health (ICF, 2001), Participation is relatively a new concept that reflects a new approach to functioning and serves as an outcome measure. Therefore we developed a questionnaire to assess pre-school children's participation. We are now developing additional questionnaires to assess infants, preschoolers and school age participation. We are running a few studies to assess differences in participation patterns of children with various developmental problems. Moreover I have started to investigate the influence of Occupational Therapy

(OT) intervention and sensory-motor approaches on children's satisfaction and participation.

## Publications

L. Gabis, K. Hacham- Pilosof, O.Bar Yosef, G. Rabinovitz, G. Leshem, A. Shilon- Hadassa, Y. Biran, B. Reichmana, J. Kuint, **O. Bart**. The influence of a multi-sensory intervention for preterm infants, provided by parents, on developmental abilities and on parental stress levels. *Journal of Child Neurology*. 30, 896-903, 2015.

L. Lipskaya-Velikovsky, T. Bar-Shalita, **O. Bart**. Sensory modulation and daily-life participation in people with schizophrenia. *Comprehensive Psychiatry*. 58, 130-137, 2015.

M. Avrech Bar, L. Shelef, **O. Bart**. Do participation and self-efficacy of mothers to children with ASD predict their children's participation? *Research in Autism Spectrum Disorder*. 24, 1-10, 2016.

M. Avrech Bar, S. Jlole Majadla, **O. Bart**. Managing everyday occupations as a predictor of health and wellbeing among mothers of children with ADHD. *Journal of Attention Disorders*, 2015.

L. Rosenberg, **O. Bart**. Different pathways to children's enjoyment of participation in daily activities. *Scandinavian Journal of Occupational Therapy*, 2016.

**O. Bart**, T. Bar-Shalta, H. Mansour, R. Dar. Relationships among sensory responsiveness, anxiety and ritual behaviors in children with and without Atypical Sensory Responsiveness. *Physical and Occupational Therapy in Pediatrics*, 2016.

A. Mimouni Bloch, M. Tsadok-Cohen, **O. Bart**. Motor difficulties and their effect on participation in school-aged children. *Journal of Child Neurology*, 2016.

L. Rosenberg., A. Moran, **O. Bart**. The associations among motor ability, social-communication skills, and participation in daily life activities in children

with low-functioning autism spectrum disorder. *Journal of Occupational Therapy, Schools & Early Intervention.*, 2017.

L. Rosenberg, Shani Jacobi, **O. Bart**. Executive functions and motor ability contribute to children's participation in daily activities. *Journal of Occupational Therapy, Schools, & Early Intervention*, 2017.

**Bart O**, Bar-Shalita T, Mansour H, Dar R. Relationships among sensory responsiveness, anxiety, and ritual behaviors in children with and without atypical sensory responsiveness. *Phys Occup Ther Pediatr.* 2017, 37:322-331.





## Prof. Ruth Defrin, Ph.D.

Department of Physical Therapy  
Sackler Faculty of Medicine



TEL AVIV UNIVERSITY



Email: rutidef@post.tau.ac.il

# Investigating Pain Perception and Mechanisms of Chronic Pain

## Position

Professor, Sackler Faculty of Medicine

Director, Biomed@TAU Pain Research Hub , Pain Forum

## Research

We study the function of the pain system among healthy subjects, individuals with mental disorders and individuals with cognitive impairments. We are interested in the manner with which temporal and spatial aspects of painful events are processed and in changes that occur in pain modulation capacity during various conditions such as stress, distraction and mindfulness.

We also study the underlying mechanisms of chronic pain that develops following traumatic events. These include physical injuries such as spinal cord injury, brain injury and brain stroke as well as psychological traumas such as shell shock, captivity and torture.

We are particularly interested in the interaction between the pain and the stress systems in these conditions and among healthy subjects. We use state of the art methods including quantitative somatosensory testing, evoked related potentials and functional magnetic resonance imaging. The experiments are performed in the pain laboratory at TAU and in hospitals.

## Publications

Tsur N, **Defrin R**, Lahav Y, Solomon Z. The traumatized body: Long-term PTSD and its implications for the orientation towards bodily signals. *Psychiatry Res.* 2018; 261:281-289.

Geva N, **Defrin R**. Opposite Effects of Stress on Pain Modulation Depend on the Magnitude of Individual Stress Response. *J Pain.* 2018; 19:360-371.

Gruener H, Zeilig G, Laufer Y, Blumen N, Defrin R. Increased psychological distress among individuals with spinal cord injury is associated with central neuropathic pain rather than the injury characteristics. *Spinal Cord.* 2018; 56:176-184.

Brill S, Sprecher E, Smith FJD, Geva N, Gruener H, Nahman-Averbuch H, **Defrin R**. Chronic pain in pachyonychia congenita: evidence for neuropathic origin. *Br J Dermatol.* 2017. doi: 10.1111/bjd.16217.

Kashi Y, Ratmansky M, **Defrin R**. Deficient Pain Modulation in Patients with Chronic Hemiplegic Shoulder Pain. *Pain Pract.* 2017 . doi: 10.1111/papr.12658.

Levy D, Abdian L, Dekel-Steinkeller M, **Defrin R**. Experimental evidence for weaker endogenous inhibition of trigeminal pain than extra-trigeminal pain in healthy individuals. *Cephalalgia.* 2018; 38:1307-1315.

Levy D, Abdian L, Dekel-Steinkeller M, **Defrin R**. Experimental evidence for weaker endogenous inhibition of trigeminal pain than extra-trigeminal pain in healthy individuals. *Cephalalgia.* 2017:333102417735851.

Ginzburg K, Biran I, Aryeh IG, Tsur N, **Defrin R**. Pain perception and body awareness among individuals with borderline personality disorder. *J Pers Disord.* 2017; 13:1-18.

Tsur N, Shahar G, **Defrin R**. Lahav Y, Ginzburg K. Torturing personification of chronic pain among torture survivors. *J Psychosom Res.* 2017; 99:155-161.

Benromano T, Pick CG, Granovsky Y, **Defrin R**. Increased evoked potentials and behavioral indices in response to pain among individuals with intellectual disability. *Pain Med.* 2017.

Tsur N, **Defrin R**. Ginzburg K. Posttraumatic stress disorder, Orientation to pain, and pain perception

- in ex-prisoners of war who underwent torture. *Psychosom Med.* 2017;79(6):655-663.
- Hadid A, Katz I, Haker T, Zeilig G, **Defrin R.** Epstein Y, Gefen A. Effect of load carriage on upper limb performance. *Med Sci Sports Ex.* 2017; 49:1006-1014.
- Granovsky Y, Raz N, **Defrin R.** Electrophysiological and psychophysical correlates of spatial summation to noxious heat: the possible role of A-delta fibers. *Ex Brain Res.* 2017; 235:639-646.
- Defrin R.** Lahav Y, Solomon Z. Dysfunctional pain modulation in trauma survivors: the mediating effect of PTSD. *J Pain* 2017; 18:1-10.
- Geva N, Pruessner J, **Defrin R.** Triathletes lose their advantageous pain modulation under acute psychosocial stress. *Med Sci Sports Ex.* 2017; 49:333-341.
- Benromano T, Pick CG, Merick J, **Defrin R.** Physiological and behavioral responses to calibrated noxious stimuli among individuals with cerebral palsy and intellectual disability. *Pain Med.* 2017; 18:441-453.
- de Tommaso M, Arendt-Nielsen L, **Defrin R.** Kunz M, Pickering G, Valeriani M. Pain assessment in neurodegenerative diseases. *Behav Neurol.* 2016; 2016:2949358.
- de Tommaso M, Arendt-Nielsen L, **Defrin R.** Kunz M, Pickering G, Valeriani M. Pain in neurodegenerative disease: Current knowledge and future perspectives. *Behav Neurol.* 2016; 2016:7576292.
- Gruener H, Zeilig G, Laufer Y, Blumen N, **Defrin R.** Differential pain modulation properties in central neuropathic pain after spinal cord injury. *Pain.* 2016;157:1415-24.
- Zeilig G, Rivel M, Doron D, **Defrin R.** Does hemiplegic shoulder pain share clinical and sensory characteristics with central neuropathic pain? A comparative study. *Eur J Phys Rehab Med.* 2016.
- Weissman-Fogel I, Dror A, **Defrin R.** Temporal and spatial aspects of experimental tonic pain: understanding pain adaptation and intensification *Eur J Pain.* 2015;19:408-18.
- Defrin R,** Riabinin M, Feingold Y, Schreiber S, Pick CG. Deficient pain modulatory systems in patients with mild traumatic brain and chronic post-traumatic headache: implications on its mechanism. *J Neurotrauma.* 2015;32:28-37.
- Benromano T, **Defrin R,** Ahn AH, Zhao J, Pick CG, Levy D. Mild closed head injury promotes a selective trigeminal hyper-nociception: implications for the acute emergence of posttraumatic headache. *Eur J Pain.* 2015;19:621-8.
- Raz N, Granovsky Y, **Defrin R.** Investigating the neural processing of spatial summation of pain: the role of A-delta nociceptors. *Exp Brain Res.* 2015;233:405-13.
- Defrin R.,** Arad M., Pieck M. Ben-Sasson, K. Ginzburg. Attitudes towards pain and sensitivity to painful stimuli among people routinely engaging in masochistic behavior. *Eur J Pain.* 2015;19:1321-1330.
- Baeta-Corral R, **Defrin R,** Pick CG, Giménez-Llort L. Tail-flick test response in 3xTg-AD mice at early and advanced stages of disease. *Neurosci Let.* 2015;600:158-63.
- Defrin R,** Schreiber S, Ginzburg K. Paradoxical pain perception in PTSD: The unique role of anxiety and dissociation. *J Pain.* 2015;16:961-970.
- Levitan Y, Zeilig G, Bondi M, Ringler E, **Defrin R.** Predicting the risk for central pain using the sensory components of the International Standards for Neurological Classification of Spinal Cord Injury (ISNCSCI). *J Neurotrauma.* 2015;32:1684-92
- Kucyi A, Sheinman A, **Defrin R.** Distinguishing feigned from genuine performance in psychophysical pain testing. *J Pain.* 2015;16:1044-1053
- Defrin R.** Compression at myofascial trigger points for the management of acute low back pain. Commentary. *Eur J Pain.* 2015 ;19:1057-8.
- Ginzburg K, Tsur N, Karmin C, Speizman T, Tourgeman R, **Defrin R.** Body awareness and pain habituation: The role of orientation towards somatic signals. *J Behavi Med.* 2015;38:876-85.
- de Knecht NC, **Defrin R,** Evenhuis HM, Lobbezoo F, Schuengel C, Scherder EJA. Quantitative sensory testing of temperature, pain, and touch in adults with Down syndrome. *Res Dev Dis.* 2015;47:306-31.
- Levy D, Edut S, Baraz-Goldstein R, Rubovitch V, **Defrin R,** Bree D, Gariepy H, Zhao J, Pick CG. Responses of dural mast cells in concussive and blast models of mild traumatic brain injury in mice: Potential implications for post-traumatic headache. *Cephalalgia.* 2015 [epub ahead of print]
- Andersen TE, Lahav Y, **Defrin R,** Mikulincer M, Solomon Z. Attachment security and pain--The disrupting effect of captivity and PTSS. *J Psychosom Res.* 2015;79:471-6.

### Reviews and Chapters

de Tommaso M, Arendt-Nielsen L, **Defrin R,** Kunz M, Pickering G, Valeriani M. Pain in Neurodegenerative

Disease: Current Knowledge and Future Perspectives. Behav Neurol. 2016.

**Defrin R**, Amanzio M, de Tommaso M, Dimova V, Filipovic S, Finn DP, Gimenez-Llort L, Invitto S, Jensen-Dahm C, Lautenbacher S, Oosterman J, Petrini L, Pick CG, Pickering G, Vase L, Kunz M.

Experimental pain processing in individuals with cognitive impairment: Current state of the science. Pain. 2015;156:1396-1408.

#### Grants

2015-2019 ISF-Israel Science Foundation



## Dr. Michal Itzhaki, R.N., Ph.D.

Department of Nursing  
Stanley Steyer School of Health Professions  
Sackler Faculty of Medicine



TEL AVIV UNIVERSITY



Email: itzhakim@tauex.tau.ac.il

# Emotional Management, Cultural Competence and Decision-Making

## Positions

Senior Lecturer, Sackler Faculty of Medicine

Chair, Department of Nursing

## Research

Qualitative and quantitative research methods are used to study patients' and caregivers' attempts to structure their emotions through the process of emotional management. We explore the feelings experienced by healthcare workers and patients and how they cope with differences between expected emotions and experienced emotions in life-threatening situations (emergency and disaster) and in the treatment of mental patients and terminal illnesses. Investigation of the emotions experienced by nurses and how they cope with these emotions includes attention to caring and emotional resilience. We focus on self-care research: understanding the interventions, correlates and outcomes of nurses' self care by International research on caritas as healing. Our research involves studying cultural competence, which enables nurses to care for and to communicate with patients from different cultural and ethnic backgrounds. Moreover, we examine perceptions and knowledge of caregivers and patients concerning chronic illness, end of life, and the effects of treatment on the caregiver, patient, and family members. Understanding these aspects is essential for creating caring environments for nurses, patients and families within today's complex health care organizations.

## Publications

**Itzhaki M**, Bluvstein I, Peles Bortz A, Kostistky A, Barnoy D, Filshtinsky V & Tehilla, M. Exposure to workplace violence leads to job stress, which leads to reduced professional quality of life. *Frontiers in Psychiatry*. 2018, 9:59. DOI: 10.3389/fpsy.2018.00059

Warshawski S, **Itzhaki M** & Barnoy S. The associations between peer caring behaviors and social support to nurse students' caring perceptions. *Nurse Education in Practice*. 2018, 31, 88-94.

Warshawski S, **Itzhaki M.** & Barnoy S. Nurse and nurse student attitudes and perceived self-efficacy in use of information and communication technologies: *Professional and cultural differences*. (In press). 2018. *CIN: Computers, Informatics, Nursing*.

**Itzhaki M.** Knowledge and feelings about colorectal cancer among the Jewish adult population in Israel: A mixed methods study. *Applied Nursing Research*. 2018, 43, 64-68. DOI: org/10.1016/j.apnr.2018.07.003

Kagan I, **Itzhaki M** & Melnikov S. Patriotism, organizational commitment and nurses' intention to report to work in emergencies *International Nursing Review*. 2017, 64 (4), 468-475, DOI: 10.1111/inr.12395.

Melnikov S, **Itz** & Koton, S. Age-group and gender differences in stroke knowledge in an Israeli Jewish adult population. *Journal of Cardiovascular Nursing*. 2017, DOI: 10.1097/JCN.0000000000000424

Barnoy S, Biton A & **Itzhaki M.** Social inclusion of children with Down syndrome: Jewish and Muslim mothers' knowledge, attitudes, beliefs, and behavioral intentions. *Journal of Pediatric Nursing*. 2017, 35, 50-56.

Warshawski S, Barnoy S & **Itzhaki M.** Factors associated with nursing students' resilience: Communication skills course, use of social media and satisfaction with clinical placement. *Journal of Professional Nursing*. 2017, DOI: 10.1016/j.profnurs.2016.08.006.

Avrech Bar M, Katz Leurer M, Warshawski S & **Itzhaki M.** The Role of personal resilience and personality traits of healthcare students on their attitudes towards interprofessional collaboration.



*Nurse Education Today*. 2017, 61, 36-42, DOI: <https://doi.org/10.1016/j.nedt.2017.11.005>

**Itzhaki M**, Melnikov S & Koton, S. Gender differences in feelings and knowledge about stroke. *Journal of Clinical Nursing*. 2016, 25, 2958–2966.

Coffey A, McCarthy G, Weathers E, Friedman M, Gallo K, Ehrenfeld M, Chan S, Li W, Poletti P, Zanotti R, Molloy D, McGlade C, Fitzpatrick J & **Itzhaki M**. Nurses' knowledge of advanced directives and perceived confidence in end-of-life care: A cross-sectional study in five countries. *International Journal of Nursing Practice*. 2016, 22, 247-257.

**Itzhaki M**, Hildsheimer G, Barnoy S & Katz M. Family involvement in medical decisions making: Perceptions of nursing and psychology students. *Nurse Education Today*. 2016, 40, 181-187, DOI: 10.1016/j.nedt.2016.03.002

**Itzhaki M**, Meridan O, Sagiv-Schifter T & Barnoy S. Nursing students' attitudes and intention to work with mentally ill patients before and after a planned intervention. *Academic Psychiatry*. 2016, DOI: 10.1007/s40596-016-0521-3

**Itzhaki M**, Peles Bortz A, Kostistky A, Barnoy D, Filshtinsky V & Bluvstein I. The exposure of

mental health nurses to violence as associated with job stress, life satisfaction, staff resilience and posttraumatic growth. *International Journal of Mental Health Nursing*. 2015, 24, 403-412

**Itzhaki M**, Treacy M, Phaladze N, Rumeu C, Vernon R, Marshall B, Fealy G, Ehrenfeld M, Larkin P, McNamara M, Dignam D, Rollins-Ganz N, Nelson J. A 5-country partnership to measure perception of nursing staffs' caring for self, burnout and compassion fatigue. *Interdisciplinary Journal of Partnership Studies*. 2015, 2(1), article 8.

Melnikov S, **Itzhaki M** & Koton, S. Differences between new immigrants from the Former Soviet Union and veteran residents in knowledge, perception and risk factors of stroke. *Journal of Cardiovascular Nursing*. 2015, DOI: 10.1097/JCN.0000000000000278

### Chapter

Ben Natan M, Ehrenfeld M & **Itzhaki M**. Applications of Transcultural Nursing Theory. In J. J. Fitzpatrick & A. L. Whall (Eds.), *Conceptual models of nursing: Global perspectives* (5th ed.). (pp. 148 -163). 2016, Englewood, NJ: Prentice Hall.



## Dr. Ilya Kagan, R.N., Ph.D.

Department of Nursing  
Stanley Steyer School of Health Professions  
Sackler Faculty of Medicine



TEL AVIV UNIVERSITY



Email: kaganily@post.tau.ac.il

# Quality of Care and Patient Safety

## Positions

Senior Lecturer, Sackler Faculty of Medicine

Head, Accelerated Program for Non-Nursing B.A. Graduates

## Research

Peri-operative Factors and Their Impact on Post-operative Recovery

Our research area is developing in two tracks: a) discovering the factors that affect quality and safety behavior of healthcare workers (HCWs) and b) examination of psycho-social and bio-physiological factors before and after surgery and their impact on short-/long-term recovery and rehabilitation. The first research track focuses on both the “human element” variables and the systemic approach to the quality improvement, clinical risk management and patient safety issues such as medical error-reporting, safety culture, disclosure errors to patients, patient empowerment and more. The studies highlight the barriers that have to be addressed when planning and implementing changes to improve quality and patient safety in healthcare. The second track addresses the influence of variables such as personal self-efficacy, situational anxiety, health literacy, subjective readiness to surgery, gender, ethnicity etc., on post-operative recovery. These studies aim to identify variables that could have a positive or negative effect on readiness to leave hospital after surgery, to comply with the recommendations on discharge from hospital, to adhere rehabilitation programs and more.

## Publications

**Kagan, I.**, Biran, E., Telem., L., Steinovitz, N., Alboer, D., Ovadia, K. & Melnikov, S. (2015). Promotion or marketing of the nursing profession by nurses. *International Nursing Review*, e-published.

**Kagan, I.**, Gaash, T., Sela, M., Cohen, S., Grigorash, S., Maximov, Y., Tabak, N. (2015). Sexual harassment by patients: the different experience of physicians, nurses and nursing aids. *Medicine & Law*, 34 (1), 5-20.

Baum, A. and **Kagan, I.** (2015). Job satisfaction and tendency to leave among psychiatric nurses. *Archives of Psychiatric Nursing*, 29, 213-216.

Kagan, I., Shachaf, S., Rapaport, S., Livni, T., Majar, B. (2016). The working conditions of Israel's public health nurse: A case study in quality improvement. *Public Health Nursing*.

**Kagan, I.**, Fish, M., Farkash, N. (2016). Nursing work environment before and after Joint Commission International Accreditation in tertiary medical center. *Journal of Nursing Care Quality*, published ahead of print, 21 2016.

Theilla, M., Cohen, J., Singer, P., Liebman, C., and **Kagan, I.** (2016). The Assessment, Knowledge and Perceived Quality of Nutrition Care amongst Nurses. *Journal of Nutritional Medicine and Diet Care*, 2:012.

Melnikov, S., Elian Antar, T., Shor, R., Kigli-Shemesh, R., and **Kagan, I.** (2016). Nurses teaching prison officers: a workshop to reduce the stigmatization of mentally ill person inmates. *Perspectives in Psychiatric Care*, published ahead of print, 20 May 2016.

**Kagan, I.**, Kigli-Shemesh, R., Shor, R., Melnikov, S. (2016). Between the rock and the hard place: Ethical and professional dilemmas in the management of care and functioning in a psychiatric hospital under missile attacks. *Journal of the American Psychiatric Nurses Association*, 08 2016.

Theilla, M., **Kagan, I.**, Chernov, K., Cohen, J., Kagan, I., Singer, P. (2017). Self-evaluation of quality of life in home parenteral nutrition patients; a validation study. *Journal of Parenteral and Enteral Nutrition*, doi: 10.1177/0148607117704812.

**Kagan, I.**, Itzhaki, M., Melnikov, S. (2017). Patriotism, organizational commitment and nurses' intention to

report to work in emergencies. *International Nursing Review*, e-published prior to print.

Akrish, O., Bluvstein, I., **Kagan, I.** (2017). Applicability of Tinto's "Student Integration Model" in explanation of tendency to leave among nursing students participating in accelerated (second career) program for non-nursing BA graduates. *Guf Yeda*, 15, 4-9 [Hebrew].

Warshawski, S., Barnoy, S., **Kagan, I.** (2017). Professional, generational, and gender differences in perception of organizational values among Israeli physicians and nurses: Implications for retention. *Journal of Interprofessional Care*, 1-9.

**Kagan I**, Fridman S, Shalom E, Melnikov S. (2017). The effect of working in an infection isolation room on

hospital nurses' job satisfaction. *Journal of Nursing Management*, 00, 1-7.

Barkan, R., Goren, I., Iting, H., **Kagan, I.**, Kigli, R., Rabinowitz, K., Dotan, I., Yanai, H. (2018). Diversity at the workplace and responsibility at work positively impact the tendency towards own professional marketing among nurses in gastroenterology. *Journal of Crohn's and Colitis*, 12, Issue supplement 1, 16, S579.

**Kagan, I.**, Barnoy, S., Porat, N. 2018. The quality and safety culture in general hospitals – patients, physicians and nurses evaluate its effect on patient satisfaction and engagement differently. *International Journal for Quality in Health Care* 1-8.



**Prof. Silvia Koton, Ph.D., M.Occ.H., R.N.**

Department of Nursing  
Stanley Steyer School of Health Professions  
Sackler Faculty of Medicine and  
Sagol School of Neuroscience



E-mail: [koton@tauex.tau.ac.il](mailto:koton@tauex.tau.ac.il)

## Epidemiology of Cardiovascular Diseases & Risk Factors

### Position

Associate Professor, Sackler Faculty of Medicine

Head of Doctoral Studies, Department of Nursing

Adjunct Associate Professor of Epidemiology, Johns Hopkins University

### Research

During the last 18 years, I have been working on cardiovascular diseases epidemiology, focusing mainly in the epidemiology of stroke. The study of triggering risk factors for stroke was the main aim in my PhD thesis. I am especially interested in focusing my research in the study of factors that have a potential effect on short-term risk of stroke, both in persons with known cardiovascular risk factors and those who apparently do not have them and still, at a specific moment, have a stroke. Assessment of this kind of risk factors has a significant potential to contribute to prevention strategies thus reducing the burden of stroke to health systems and society. During my postdoctoral fellowship and afterwards, my research has extended to include differences in stroke characteristics, distribution of risk factors, stroke management and outcome by age, sex, race and other personal characteristics in different populations.

Since the establishment of the ongoing triennial National Acute Stroke Israeli (NASIS) registry in 2004, as a member of the registry's steering and publications committees, I collaborate with specialists in neurology in studies aimed at characterizing stroke at a national level. These studies, based on national unselected data on hospitalized stroke, provide both clinicians and health policy makers with information required for optimizing prevention strategies and care of stroke patients. As consultant epidemiologist at the Comprehensive Stroke Center at the Chaim Sheba Medical Center in the last years, I am aware of the needs of patients and families, as well as physicians and other health professionals, and am

able to direct my research efforts towards topics which influence clinical practice.

### Publications

Melnikov S, Itzhaki M, **Koton S**. Differences between new immigrants from the Former Soviet Union and veteran residents in knowledge, perception, and risk factors of stroke. *J Cardiovasc Nurs*. 2015 Jul 1. [Epub ahead of print]

**Koton S**, Eizenberg Y, Tanne D, Grossman E. Trends in admission blood pressure and stroke outcome in patients with acute stroke and transient ischemic attack in a National Acute Stroke registry. *J Hypertens*. 2016; 34(2):316-22.

Eizenberg Y, **Koton S**, Tanne D, Grossman E. Association of age and admission mean arterial blood pressure in patients with stroke-data from a national stroke registry. *Hypertens Res*. 2016; 39(5):356-61.

Cobb LK, Godino JG, Selvin E, Kucharska-Newton A, Coresh J, **Koton S**. Spousal Influence on Physical Activity in Middle-Aged and Older Adults: The ARIC Study. *Am J Epidemiol*. 2016; 183(5):444-51.

Kipnis G, Tabak N, **Koton S**. Background music playback in the preoperative setting: does it reduce the level of preoperative anxiety among candidates for elective surgery? *J Perianesth Nurs*. 2016; 31:209-16.

Itzhaki M, Melnikov S, **Koton S**. Gender differences in feelings and knowledge about stroke. *J Clin Nurs*. 2016; 25:2958-66.

Kucharska-Newton A, Griswold M, Yao ZH, Foraker R, Rose K, Rosamond W, Wagenknecht L, **Koton S**, Pompeii L, Windham BG. Cardiovascular disease and patterns of change in functional status over 15 years: Findings from the Atherosclerosis Risk in Communities (ARIC) study. *J Am Heart Assoc*. 2017;6(3).



**Koton S**, Tanne D, Grossman E. Prestroke treatment with beta-blockers for hypertension is not associated with severity and poor outcome in patients with ischemic stroke: data from a national stroke registry. *J Hypertens*. 2017; 35:870-876.

Windham BG, Harrison KL, Lirette ST, Lutsey PL, Pompeii LA, Gabriel KP, **Koton S**, Steffen LM, Griswold ME, Mosley TH Jr. Relationship between midlife cardiovascular health and late-life physical performance: The ARIC study. *J Am Geriatr Soc*. 2017; 65:1012-1018.

Melnikov S, Itzhaki M, **Koton S**. Age-group and gender differences in stroke knowledge in an Israeli Jewish adult population. *J Cardiovasc Nurs*. 2017. doi: 10.1097/JCN.0000000000000424.

**Koton S**, Rexrode KM. Trends in stroke incidence in the United States: Will women overtake men? *Neurology*. 2017; 89:982-983.

Peretz S, Orion D, Last D, Mardor Y, Kimmel Y, Yehezkely S, Lotan E, Itsekson-Hayosh Z, **Koton S**, Guez D, Tanne D. Incorporation of relative cerebral blood flow into CT perfusion maps reduces false 'at risk' penumbra. *J Neurointerv Surg*. 2017 Sep 30. pii: neurintsurg-2017-013268.

Eizenberg Y, Grossman E, Tanne D, **Koton S**. Pre admission treatment with Beta-blockers in hypertensive patients with acute stroke and 3-month outcome-Data from a national stroke registry. *J Clin Hypertens (Greenwich)*. 2018;20:568-572.



## Dr. Yael Lahav, Ph.D.

Department of Occupational Therapy, Stanley  
Steyer School of Health Professions



Email: [yaellah1@tauex.tau.ac.il](mailto:yaellah1@tauex.tau.ac.il)  
URL: <https://www.tau.ac.il/profile/yaellah1>

# Bio-Psycho-Social Effects of Psychological Trauma

## Positions

Visiting Senior Lecturer, Sackler Faculty of Medicine

## Research

In our research we aim to uncover the mechanisms at the basis of the relations between exposure to different types of traumatic events (e.g., childhood sexual, physical and emotional abuse, domestic violence), and various outcomes, including psychological distress and psychopathology (e.g., PTSD, depression, suicidality), somatic and physical health difficulties (e.g., chronic pain, morbidity, somatization) as well as functional difficulties (e.g., vocational, social, and familial functioning). We use an interdisciplinary approach, advanced research methods and rigorous statistical analyses to understand the underlying dynamics of the questions at hand, and to promote the development of clinical interventions.

## Publications

**Y. Lahav**, Y. Kanat-Maymon, Z. Solomon. Secondary traumatization and attachment among wives of former POWs: A longitudinal study. *Attachment & Human Development*, 18(2), 1-13, 2015.

**Y. Lahav**, R. Rodin, Z. Solomon. Somatic complaints and attachment in former prisoners of war: A longitudinal study. *Psychiatry-Interpersonal and Biological Processes*, 78(4), 354-366, 2015.

T. E. Andersen, **Y. Lahav**, R. Defrin, M. Mikulincer, Z. Solomon. Attachment, security and pain - The disrupting effect of captivity and PTSS. *Journal of Psychosomatic Research*, 79(6), 471-476, 2015.

T. Greene, **Y. Lahav**, Y. Kanat-Maymon, Z. Solomon. A longitudinal study of secondary posttraumatic growth in wives of ex-POWs. *Psychiatry- Interpersonal and Biological Processes*, 78(2), 186-197, 2015.

I. Bronstein, Y. Levin, **Y. Lahav**, Z. Solomon. World assumptions among wives of former prisoners of war. *Journal of Family Issues*, 37(12), 1746-1767, 2016.

**Y. Lahav**, Z. Solomon, Y. Levin. Posttraumatic growth and perceived health: The role of posttraumatic stress symptoms. *American Journal of Orthopsychiatry*, 86(6), 693-703, 2016.

A. Elklit, K. Karen-Inge., **Y. Lahav**, T. Andersen. Attachment and posttraumatic stress disorder in multiple trauma samples. *Journal of Psychiatry*, 19(3), 370, 2016.

**Y. Lahav**, J. Y. Stein, Z. Solomon. Keeping a healthy distance: Self-differentiation and perceived health among ex-POWs' wives. *Journal of Psychosomatic Research*, 89, 61-68, 2016.

**Y. Lahav**, A. Elklit. The cycle of healing - dissociation and attachment during treatment of CSA survivors. *Child Abuse & Neglect*, 60, 67-76, 2016.

**Y. Lahav**, E. Bellin, Z. Solomon. Posttraumatic growth and shattered world assumptions among ex-POWs: The role of dissociation. *Psychiatry - Interpersonal and Biological Processes*, 79, 418-432, 2016.

L. Crompton, **Y. Lahav**, Z. Solomon. Auditory hallucinations and PTSD in ex-POWs. *Journal of Trauma & Dissociation*, 18(5), 663-678, 2016.

R. Defrin, **Y. Lahav**, Z. Solomon. Dysfunctional pain modulation in trauma survivors: the mediating effect of PTSD. *Journal of Pain*, 18(1), 1-10, 2017.

J. Y. Stein, **Y. Lahav**, Z. Solomon. Self-disclosing trauma and post-traumatic stress symptoms in couples: A longitudinal study. *Psychiatry-Interpersonal and Biological Processes*, 80(1), 79-91, 2017.

**Y. Lahav**, Y. Levin, M. Bensimon, Y. Kanat-Maymon, Z. Solomon. Secondary traumatization and differentiation among ex-POWs' wives: a reciprocal association. *Journal of Traumatic Stress*, 30(4), 399-408, 2017.

- T. E. Andersen, **Y. Lahav**, H. Ellegaard, C. Manniche. A randomized controlled trial of brief somatic-experiencing for chronic back pain. *European Journal of Psychotraumatology*, 8,2017 ,1-9 .
- Y. Lahav**, Y. Kanat-Maymon, Z. Solomon. Posttraumatic growth and dyadic adjustment among war veterans and their wives. *Frontiers in Psychology*, 8, 1102, 2017
- N. Tsur, G. Shahar, R. Defrin, **Y. Lahav**, K. Ginzburg. Torturing personification of chronic pain in torture survivors. *Journal of Psychosomatic Research*, 99, 155-161, 2017.
- S. Navon, J. Meyerson, **Y. Lahav**. Two-track differentiation paradigm in psychotherapy. *Journal of Contemporary Psychotherapy*, 48(1), 27-32, 2017.
- N. Tsur, R. Defrin, **Y. Lahav**, Z. Solomon. The traumatized body: Long-term PTSD and its implications for the orientation towards bodily signals. *Psychiatry Research*, 261, 281-289, 2018.
- S. L. Ravn, M. Sterling, **Y. Lahav**, T. E. Andersen. Reciprocal associations of pain and post-traumatic stress symptoms after whiplash injury: A longitudinal, cross-lagged study. *European Journal of Pain*, 22(5), 926-934, 2018.
- Y. Lahav**, S. Avidor, J. Y. Stein, X. Zhou, Z. Solomon. Telomere length and depression among Ex-prisoners-of-war: The role of subjective age. *Journals of Gerontology B Psychol Sci Soc Sci*, 00, 1-9, 2018.
- Y. Lahav**, A. Siegel, Z. Solomon. Twofold Trauma Exposure – The Dual Function of Attachment Avoidance. *Attachment & Human Development*, 20(5), 514-531, 2018.
- J. Y. Stein, Y. Levin, **Y. Lahav**, O. Uziel, H. Abumock, Z. Solomon. Perceived social support, loneliness and later life telomere length following wartime captivity. *Health Psychology*, 37(11), 1067-1076, 2018.
- Y. Lahav**, K. D. Renshaw, Z. Solomon. (2018). Domestic abuse and forgiveness among military spouses. *Journal of aggression, maltreatment & trauma*, 28(2), 243-260, 2018.
- Y. Lahav**, A. Talmon, K. Ginzburg, D. Spiegel. reenacting past abuse – identification with the aggressor and sexual revictimization. *Journal of Trauma & Dissociation*, 20(4), 378-391, 2019.
- Y. Lahav**, N. Price, L. Crompton, A. Laufer, Z. Solomon. Sexual satisfaction in spouses of ex-POWs: The role of PTSD symptoms and self-differentiation. *Journal of Sex & Marital Therapy*, 45(8), 755-766, 2019.
- Y. Lahav**, K. Ginzburg, D. Spiegel. (2019). posttraumatic growth, dissociation and sexual revictimization in female childhood sexual abuse survivors. *Child Maltreatment*, 2019.
- Y. Lahav**, A. Talmon, K. Ginzburg. Knowing the abuser inside and out: The development and psychometric evaluation of the Identification with the Aggressor Scale. *Journal of Interpersonal Violence*, 2019.
- Y. Lahav**, Z. Solomon, A. Siegel, N. Tsur, R. Defrin. Punishing the self: Posttraumatic guilt mediates the link between trauma and deficient pain modulation. *Journal of Pain*, 2019.
- Gewirtz-Meydan, **Y. Lahav**, W. Walsh, D. Finkelhor. Psychopathology among adult survivors of child pornography. *Child Abuse & Neglect*, 2019.
- J. Y. Stein, R. Bachem, **Y. Lahav**, Z. Solomon. The aging of heroes: Posttraumatic stress, resilience and growth among aging decorated veterans. *Journal of Positive Psychology*, 2020.



## Dr. Lena Lipskaya-Velikovsky, Ph.D., O.T.

Department of Occupational Therapy  
Sackler Faculty of Medicine



TEL AVIV UNIVERSITY



Email: lenalip@post.tau.ac.il

# Participation in Everyday Life and Occupational Therapy Practice for People with Psychiatric Disorders

## Positions

Lecturer, Sackler Faculty of Medicine

## Research

Participation in meaningful activities according to personal values and choices is one of the central components of health and well-being. Moreover, it is one of the ultimate goals of health services delivery, as suggested by the WHO vision. Today, psychiatric disorders still remain one of the main reasons for disability payments all over the world due to the functional disability they cause. Our research is focused on exploring everyday functioning and participation patterns of people with psychiatric disorders that were found to be both unique and similar to those of the general population; and detecting factors affecting the everyday functioning such as functional capacity, motor abilities, sense of belonging and sensory modulation over the more conventional ones (psychiatric symptoms and cognition). In addition, we investigate efficacy of Occupational Therapy (OT) evaluation and intervention process and develop new tools and technics for practice. Since Occupational Therapy services are provided in different settings, including in mental health hospitals, one of our particular areas of interest is investigation of the OT practices in acute settings to promote successful transition to everyday life after discharge and reintegration into community.

## Publications

**Lipskaya-Velikovsky, L.**, Bar-Shalita, T., Bart, O. (2015). Sensory modulation and

daily-life participation in people with schizophrenia. *Comprehensive Psychiatry*, 58, 130-137.

**Lipskaya-Velikovsky, L.**, Jarus, T., Easterbrook, A., & Kotler, M. (2015). From hospital admission to functioning in the community: Is a prediction possible? *Psychiatry Research*, 226, 499-506.

**Lipskaya-Velikovsky, L.**, Kotler, M., Krupa, T. (2016) "Occupational Connections"—An intervention for in-patient psychiatry settings: description and preliminary findings. *American Journal of Occupational Therapy* 70(6):7006350010p1-7006350010p5.

**Lipskaya-Velikovsky, L.**, Jarus, T., & Kotler, M. (2017) Factors predicting employment status following in-patient evaluation among persons with schizophrenia. *Work* 39:1300-1306.

Avrech Bar M, Margalit Pade M, Jarus T, Gat S, Kaufman Cohen Y & **Lipskaya-Velikovsky L.** (2017) Problem-Based learning in occupational therapy curriculum – Implications and challenges. DOI: 10.1080/09638288.2017.1325942.

**Lipskaya-Velikovsky L.**, Zeilig G, Weingarden H, Rozental-Iluz C, Rand D. Executive functioning and daily living of individuals with chronic stroke: measurement and implications. *Int J Rehabil Res.* 2018;41:122-127.

**Lipskaya-Velikovsky L.**, Elgerisi D, Easterbrook A, Ratzon NZ. Motor skills, cognition, and work performance of people with severe mental illness. *Disabil Rehabil.* 2018:1-7.

Avrech Bar M, Pade M, Jarus T, Gat S, Kaufman Cohen Y, **Lipskaya-Velikovsky L.** Problem-based learning in occupational therapy curriculum - implications and challenges. *Disabil Rehabil.* 2018;40:2098-2104.





## Dr. Alon Kalron, Ph.D., P.T.

Department of Physical Therapy  
Sackler Faculty of Medicine



TEL AVIV UNIVERSITY



Email: [alonkalr@post.tau.ac.il](mailto:alonkalr@post.tau.ac.il)

# Physical Activity, Gait and Posture in People with Neurological Diseases

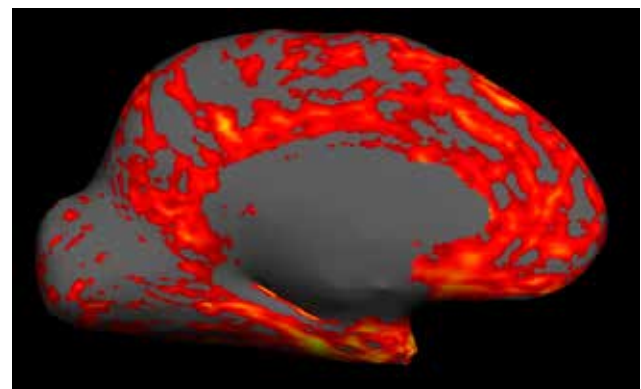
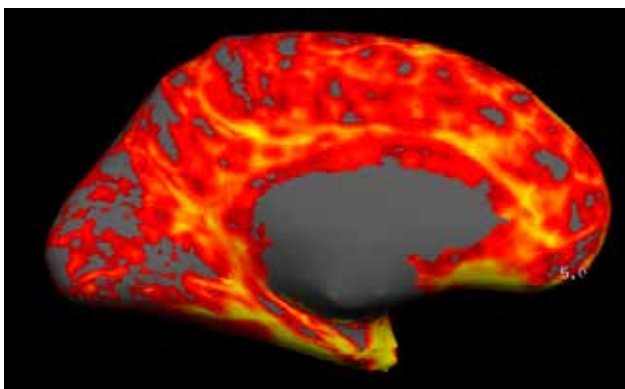
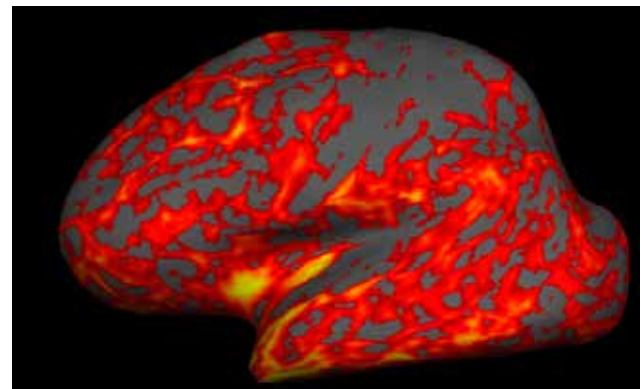
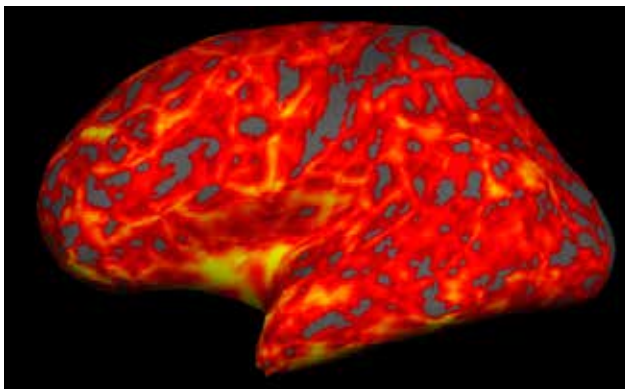
## Position

Lecturer, Sackler Faculty of Medicine

## Research

Our main research focuses on physical activity, gait and balance measurements, predictors, and outcomes in persons with neurological diseases, specifically multiple sclerosis (MS). Currently we are examining the relationship between various physical and mobility parameters with brain damage, determined by MRI methods in different neurological patient groups. Special interest is placed

on aerobic function capabilities during various daily and challenging situations. We anticipate that our research will result in quantifying differences in physical activity, particularly in the rates of moderate-to-vigorous physical activity in several neurological patient groups vs. non-diseased controls. The interest in this research is based on the rationale that a better understanding of these mechanisms will facilitate the development of practical interventions, thus minimizing the negative aspects of the disease process. Overall, the research questions range from theoretical exploration to clinical application and are often multi-disciplinary in nature.



Freesurfer results showing the inflated lateral hemispheres view of two MS participants with similar age, EDSS and disease duration. Slow walker images are on the left row, normal walker images are presented on the right row. Cortical thickness is determined according to color; yellow – thick, grey- thin.

## Publications

**Kalron A**, Nitzani D, Givon U, Menascu S, Zeilig G, Magalashvili D, Dolev M, Stern Y, Rosenblum U, Pasitselsky D, Frid L, Barmatz C, Achiron A. A personalized, intense physical rehabilitation program improves walking in people with multiple sclerosis presenting with different levels of disability. A retrospective cohort. *BMC Neurol*, 15:21; 2015.

**Kalron A**. Association between perceived fatigue to gait parameters measured by an instrumented treadmill in people with multiple sclerosis: a cross sectional study. *J Neuroeng Rehabil*; 12:34; 2015.

**Kalron A**, Frid L. The “butterfly diagram”: a gait marker for neurological and cerebellar impairment in people with multiple sclerosis. *J Neurol Sci*; 358:92-100; 2015.

**Kalron A**, Zeilig G. Efficacy of exercise intervention programs on cognition in people suffering from Multiple Sclerosis, Stroke and Parkinson’s disease: A systematic review and meta-analysis of current evidence. *NeuroRehabil*;37:273-289; 2015.

**Kalron A**. Gait variability across the disability spectrum in people with multiple sclerosis. *J Neurol Sci*; 361:1-6; 2016.

**Kalron A**. The correlation between symptomatic fatigue to definite measures of gait in people with multiple sclerosis. *Gait Posture*; 44:178-183; 2016.

**Kalron A**, Fonkatz I, Frid L, Baransi H, Achiron A. The effect of balance training on postural control using the CAREN virtual reality system in people with multiple sclerosis: A pilot randomized controlled trial. *J Neuroeng Rehabil*; 13:13; 2016.

**Kalron A**. Construct validity of the walk ratio as a measure of gait control in people with multiple sclerosis. *Gait Posture*; 47:103-7; 2016.

**Kalron A**. Relationship between obesity, gait and balance in people with multiple sclerosis. *Am J Physical Med Rehabil*; 96:140-145 2016.

**Kalron A**. Symmetry in vertical ground reaction force is not related to walking and balance difficulties in people with multiple sclerosis. *Gait Posture*; 47:48-50; 2016.

**Kalron A**. The relationship between static posturography measures and specific cognitive domains in people with multiple sclerosis. *International Journal of Rehabil Res*; 39(3):249-54; 2016.

**Kalron A**, Givon U. Construct validity of the Four Square Step Test in people with multiple sclerosis without mobility aids. *Arch Phys Med Rehabil*; 97(9):1496-1501; 2016.

**Kalron A**, Givon U. Gait characteristics according to pyramidal, sensory and cerebellar EDSS subcategories in people with multiple sclerosis. *J Neurol* 2016 263(9):1796-1801.

**Kalron A**, Givon U, Frid L, Dolev M, Achiron A. Static Posturography and Falls According to Pyramidal, Sensory and Cerebellar Functional Systems in People with Multiple Sclerosis. *PLoS One*; 11(10):e0164467; 2016.

Malcay O, Grinberg Y, Berkowitz S, Hershkovitz L, **Kalron A**. Cognitive-motor interference in multiple sclerosis: What happens when the gait speed is fixed? *Gait Posture*; 57:211-216; 2017.

**Kalron A**. The Romberg ratio in people with multiple sclerosis. *Gait and Posture*; 54:2019-213; 2017.

**Kalron A**, Frid L, Menascu S. Gait characteristics in adolescents with multiple sclerosis. *Pediatr Neurol*; 68:73-76; 2017.

**Kalron A**, Frid L, Rosenblum U, Achiron A. Pilates exercise training vs. physical therapy for improving walking and balance in people with multiple sclerosis: A randomized controlled trial. *Clinical Rehabil*; 31(3):319-328; 2017.

**Kalron A**. Association between gait variability, falls and mobility in people with multiple sclerosis: A specific observation on the EDSS 4.0-4.5 level. *NeuroRehabilitation*; 40(4):579-585; 2017.

**Kalron A**, Dolev M, Givon U. Further construct validity of the timed up and go test as a measure of ambulation in persons with multiple sclerosis. *Eur J Phys Rehabil Med*; 53:841-847; 2017

**Kalron A**, Allali G. Gait and cognitive impairments in multiple sclerosis: the specific contribution of falls and fear of falling. *J Neural Transm*; 124:1407-1416; 2017

Rice L, **Kalron A**, Berkowitz S, Backus D, Sosnoff J. Fall prevalence in people with multiple sclerosis who use wheelchairs and scooters. *Medicine*; 96:e7860; 2017.

**Kalron A**, Menascu S, Dolev M, Givon U. The walking speed reserve does not provide greater insight in detecting mobility deficits and risk of falls than preferred and fast walking speeds in people with multiple sclerosis. *Mult Scler Relat Disord*; 17:202-206; 2017.

**Kalron A**, Aloni R. Contrasting relationship between depression, quantitative gait characteristics and self-report walking difficulties in people with multiple sclerosis. *Mult Scler Relat Disord*;19:1-5; 2018.

**Kalron A**, Aloni R, Givon U, Menascu S. Fear of falling, not falls, impacts leisure-time physical activity in people with multiple sclerosis. *Gait and Posture*; [Epub] 2018

**Kalron A**, Aloni R, Dolev M, Frid L, Givon U, Menascu S. The relationship between gait variability and cognitive functions differs between fallers and non-fallers in MS. *Journal of Neural Transmission*; 125:945-952; 2018

**Kalron A**, Allali G, Achiron A. Cerebellum and cognition in multiple sclerosis: The fall status matters. *Journal of Neurology*; 265:809-816; 2018

Dalgas U, Langeskov-Christensen M, Skjærbaek A, Jensen E, Ilse B, Romberg A, Santoyo Medina C,

Gebara B, de Noordhout BM, Knuts K, Béthoux F, Rasova K, Severijns D, Bibby BM, **Kalron A**, Normann B, van Geel F, Wens I, Feys P. Is fatigue associated with walking in persons with multiple sclerosis? A RIMS Multicenter Study. *Journal of Neurological Sciences*; 387:179-186; 2018

**Kalron A**, Tawil H, Peleg-Shani S, Vatine JJ. Effect of telerehabilitation on mobility in people after hip surgery: a pilot feasibility study. *International Journal of Rehabilitation Research*; 2018

**Kalron A**, Allali G, Achiron A. Neuro correlates of gait variability in people with multiple sclerosis with fall history. *European Journal of Neurology*; 2018



Dr. Youssef Masharawi, Ph.D., B.P.T.

Department of Physical Therapy  
School of Health Professions  
Sackler Faculty of Medicine



E-mail: yossefm@post.tau.ac.il

## Spinal Form and Function

### Position

Senior Lecturer, Sackler Faculty of Medicine

Member, Associate Board, Spine Journal

### Research

Clinical, diagnostic, therapeutic, epidemiological, kinematical, and anthropometric investigations of the normal and pathological human spine.

During the last decade, we have focused our research on studying the form and function of the human spine in normal and pathological conditions. We proposed some unique models for the pathogenesis and biomechanics of several spinal pathologies. Specifically, the following research projects were investigated and categorized as clinical (diagnostic, therapeutic and clinical reasoning), kinematical and morphological:

- *Clinical/kinematic*: a. Directional and positional preference of group exercising in individuals with chronic low back pain and osteoporosis; b. Clinical reasoning and decision making; c. Kinematical evaluation of lumbar rotations in erected and fully flexed standing and sitting positions in patients with chronic low back pain.
- *Morphological/Anatomical*: a. A morphometric analysis of the normal and pathological human

spine; b. Spinal shape variation and postural changes during growth.

- *Epidemiological*: An epidemiological study on spinal osteoporosis in females and sport related back injuries in children.

### Publications


Segal-Snir Y, Lubetzky VA, **Masharawi Y**. Rotation exercise classes did not improve function in women with non-specific chronic low back pain: A randomized single blind controlled study. J Back Musculoskelet Rehabil. 2015.

Hay O, Dar G, Abbas J, Stein D, May H, **Masharawi Y**, Peled N, Hershkovitz I. The lumbar lordosis in males and females, revisited. PLoS One. 10:e0133685, 2015.

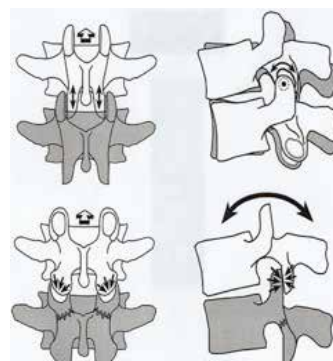
Abu-Leil S, Floman Y, Bronstein Y, **Masharawi Y**. A morphometric analysis of all lumbar intervertebral discs and vertebral bodies in degenerative spondylolisthesis. Eur Spine J. 25:2535-2545, 2016.

Saban B, **Masharawi Y**. Pain threshold tests in patients with heel pain syndrome. Foot Ankle Int. 37:730-736, 2016.

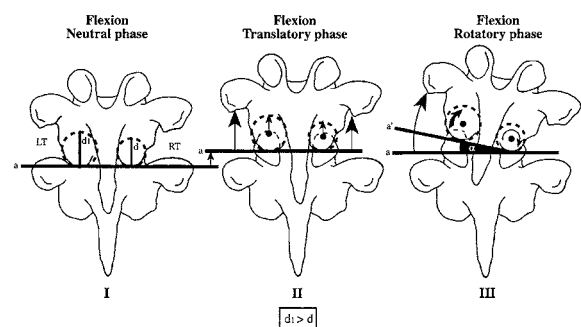
Peleg S, Dar G, Steinberg N, **Masharawi Y**, Hershkovitz I. Sacral orientation and Scheuermann's kyphosis. Springerplus. 5:141, 2016.



A



B



C

The suggested pathogenesis (A) and kinematics (B-C) in isthmic spondylolysis (ISP).



Saban B, **Masharawi Y**. Three single leg standing tests for clinical assessment of chronic plantar heel pain syndrome: static stance, half-squat and heel rise. *Physiotherapy*. 103:237-244, 2017.

Ezra D, **Masharawi Y**, Salame K, Slon V, Alperovitch-Najenson D, Hershkovitz I. Demographic aspects in cervical vertebral bodies' size and shape (C3-C7): a skeletal study. *Spine J*. 17:135-142, 2017.

Weisman A, Quintner J, **Masharawi Y**. Congenital insensitivity to pain: A misnomer. *J Pain*. 2019.

Haj A, Weisman A, **Masharawi Y**. Lumbar axial rotation kinematics in men with non-specific chronic low back pain. *Clin Biomech (Bristol, Avon)*. 2019;61:192-198.

Weisman A, **Masharawi Y**. Does altering sitting posture have a direct effect on clinical shoulder tests in individuals with shoulder pain and rotator cuff degenerative tears? *Phys Ther*. 2018.

Weisman A, Yona T, **Masharawi Y**. An act of man or a caprice of nature? *Mil Med*. 2019;184:22.

Ezra D, Slon V, Kedar E, **Masharawi Y**, Salame K, Alperovitch-Najenson D, Hershkovitz I. The torg ratio of C3-C7 in African Americans and European Americans: A skeletal study. *Clin Anat*. 2019;32:84-89.



## Dr. Semyon Melnikov, R.N. Ph.D.

Department of Nursing  
The Stanley Steyer School of Health Professions  
Sackler Faculty of Medicine



TEL AVIV UNIVERSITY



Email: melniko@tauex.tau.ac.il

# Health Maintenance Among Immigrants from the Former USSR, Ethiopia and Arab Citizens of Israel

## Position

Head, Short-day studies BA Nursing Program Senior  
Senior Lecturer, Sackler Faculty of Medicine

## Research

Health maintenance among immigrants from the former USSR, Ethiopia and among Arab citizens of Israel.

The rates of chronic illness such as ischemic heart disease and hypertension among immigrants from the former USSR (FUSSR) and among Arab citizens of Israel, and of diabetes among Ethiopian immigrants are higher than those in the general Israeli population. In my research, I focus on the study of behaviors aimed at health maintenance among immigrants from the FUSSR and Ethiopia, and Arab citizens of Israel according to Bandura's Reciprocal Determinism (1983) model. I will examine how the immigrants' and ethnic minorities members' personal characteristics, such as knowledge and attitudes toward chronic disease, together with environmental effects, are linked to behaviors aimed at maintaining health among immigrants from the FUSSR and Ethiopia, and among Arab citizens of Israel.

## Publications

**Melnikov S.** Differences in knowledge of hypertension by age, gender, and blood pressure self-measurement among the Israeli adult population. *Heart Lung*. 2019.

**Melnikov S,** Blaer Y, Shaiman L, Levi H, Kagan I. To command is to serve: Senior leadership and policy-making predict hospital ward functioning in emergency. *J Nurs Manag*. 2018.

Kagan I, Fridman S, Shalom E, **Melnikov S.** The effect of working in an infection isolation room on hospital nurses' job satisfaction. *J Nurs Manag*. 2018;26:120-126.

Kagan I, Fridman S, Shalom E, **Melnikov S.** (2017). The effect of working in an infection isolation room on hospital nurses' job satisfaction. *Journal of Nursing Management*, 00, 1-7.

Shemesh Y, Peles-Bortz A, Peled-Potashnik Y, Har-Zahav Y, Lavi J, Noimark D, **Melnikov S** (2017). Feelings of indebtedness and guilt towards donors and immunosuppressive medication adherence among heart transplant (HTx) patients, as assessed in a cross-sectional study with the Basel Assessment of Adherence to Immunosuppressive Medications Scale (BAASIS). *Clinical Transplantation*, DOI: 10.1111/ctr.13053

Asman O, Barnoy Z, **Melnikov S,** Tabak N. (2017). Experiences, Behaviors and Perceptions of Registered Nurses Regarding Research Ethics. *Nursing Ethics*

Kagan I, Friedman S, Shalom E, **Melnikov S.** (2017). The effect of working in an infection isolation room on hospital nurses' job satisfaction. *Journal of Nursing Management*

Kagan I, Itzhaki M, **Melnikov S.** (2017). Patriotism, organizational commitment and Israeli nurses' intention to report to work in emergencies. *International Nursing Review*, DOI: 10.1111/inr.12395

**Melnikov S,** Itzhaki M, Koton S. (2017). Age-group and gender differences in stroke knowledge in an Israeli Jewish adult population. *Journal of Cardiovascular Nursing*, [DOI:10.1097/JCN.0000000000000424

**Melnikov S,** Ashkenazi T, Amra M, Peles-Bortz A. (2017). Transcendental spirituality and acquaintance with the activities of the domestic transplantation center as factors shaping attitudes toward organ donation, *Progress in Transplantation*, DOI: 10.1177/1526924817699967

**Melnikov S,** Elian-Antar T, Shor R, Kigli-Shemesh R, Kagan I. (2016). Nurses teaching prison officers: a workshop to reduce the stigmatization of mentally ill person inmates. *Perspectives in Psychiatric Care*.

Kagan I, Shor R, Kigli-Shemesh R, **Melnikov S.** (2016). Between a rock and a hard place: Ethical and professional dilemmas in the management of care and functioning in a psychiatric hospital under missile attacks. *Journal of the American Psychiatric Nurses Association*. [Epub ahead of print]

Itzhaki M, **Melnikov S**, Koton S. (2016). Gender differences in feelings and knowledge about stroke. *Journal of Clinical Nursing*, 25, 2958-2966

Peles-Bortz A, Ashkenazi T, **Melnikov S.** (2015). Spirituality as a predictive factor for signing an organ donor card. *Journal of Nursing Scholarship*, 47, 25-33

Kagan I, Biran E, Telem L, Steinovitz N, Alboer D, **Melnikov S.** (2015). Promotion and marketing of nursing profession by nurses. *International Nursing Review*, 62, 368-76

**Melnikov S**, Itzhaki M, Koton S. (2016). Differences between new immigrants from the Former Soviet Union and veteran residents in knowledge, perception, and risk factors of stroke. *Journal of Cardiovascular Nursing*, 31(6), 500-506



## Dr. Sigal Portnoy, Ph.D.

Department of Occupational Therapy  
School of Health Professions  
Sackler Faculty of Medicine



Email: [portnoys@post.tau.ac.il](mailto:portnoys@post.tau.ac.il)  
URL: [www.tau.ac.il/~portnoys](http://www.tau.ac.il/~portnoys)

# Computational Biomechanics in Motor Rehabilitation

## Position Senior

Senior Lecturer, Sackler Faculty of Medicine

## Research

The motor function and rehabilitation lab is dedicated to the study of motor mechanisms and rehabilitation strategies. The major research themes of the laboratory are:

1. Design of new evaluation and treatment tools for clinicians, based on state-of-the-art technologies.
2. Quantification, evaluation and feedback, provided to the motor-impaired patient by utilizing real-time data of the kinematics, kinetics and muscular activity patterns.
3. Development of innovative assistive technology and out-of-clinic rehabilitation solutions.

The work in the laboratory is highly interdisciplinary, combining aspects of biomedical engineering, rehabilitation medicine, physiotherapy, and occupational therapy.

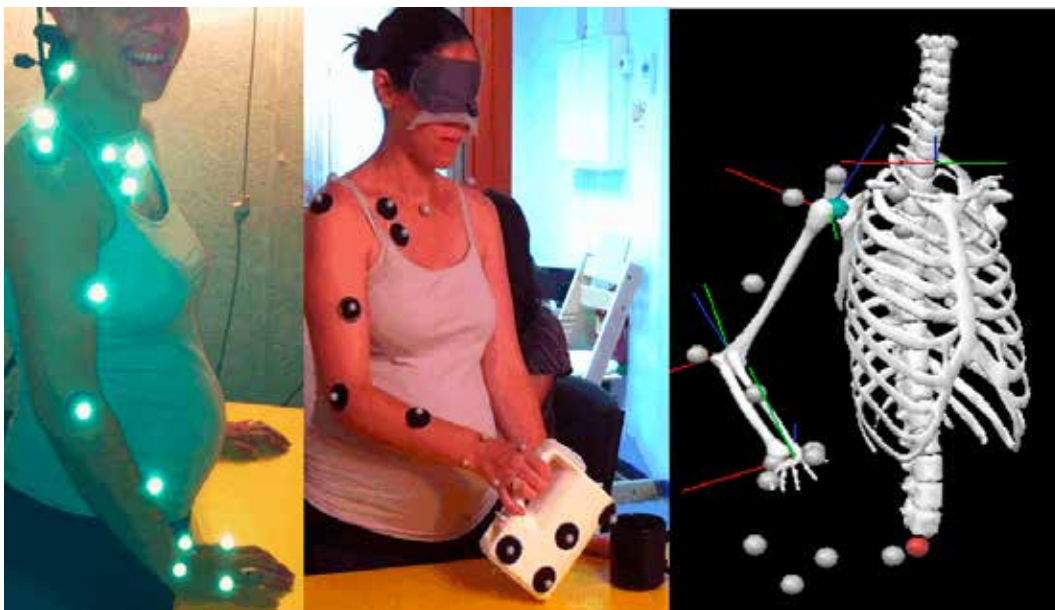
## Publications

**Portnoy S**, Rosenberg L, Alazraki T, Elyakim E, Friedman J. Differences in muscle activity patterns, visuomotor abilities, and graphical product quality in children drawing activities on horizontal or vertical surfaces, *Journal of Electromyography and Kinesiology*, 25: 540-547, 2015.

**Portnoy S**, Halaby O, Dekel-Chen D, Dierick F. Effect of an auditory feedback substitution, tactilo-kinesthetic, or visual feedback on kinematics of pouring water from kettle into cup, *Applied Ergonomics*, 51: 44-49, 2015.

Simana E, Simian SR, **Portnoy S**, Jaffe A, Dekel BC, Feasibility study – Vitamin D loading determination by Ftir-Atr, *Information and Control Systems*, 3: 107-111, 2015.

**Portnoy S**, Frechtel A, Raveh E, Schwartz I. Prevention of genu recurvatum in post stroke patients using a new orthosis, *Physical Medicine and Rehabilitation*, 7:1042-1051, 2015.



3D kinematics of daily activities acquired using a passive-marker-based motion capture system



- Levanon Y, Gefen A, Lerman Y, **Portnoy S**, Ratzon NZ. Key Strike forces and high level of musculoskeletal symptoms, *Safety and Health at Work*, 2016.
- Rabin A, **Portnoy S**, Kozol Z. The association between visual assessment of quality of movement and 3-dimensional analysis of pelvis, hip, and knee kinematics during a lateral step down test, *Journal of Strength and Conditioning Research*, 2016.
- S. Portnoy**, A. Hersch, T. Sofer, S. Tresser. Comparison of reaction time and center of pressure movement between paired-play and solo-play of a virtual reality game, *Games for Health Journal*, 6(3), 147-151, 2017.
- D. Rand, K. Ben-Chaim, R. Malka, **S. Portnoy**. Development of Internet-based Tasks for the Executive Function Performance Test, *American Journal of Occupational Therapy*, 2018;72:7202205060p1-7202205060p7
- S. Portnoy**, S. Reif, T. Mendelboim, D. Rand. Comparing postural control of individuals with chronic stroke to healthy participants: clinical tools and center of pressure movement. *European Journal of Physical Rehabilitation Medicine*, Accepted for Publication, 2017.
- E. Raveh, J. Friedman, **S. Portnoy**. Visuomotor behaviours and performance in a dual-task paradigm with and without vibrotactile feedback when using a myoelectric controlled hand, *Assistive Technology*, 19, 1-7, 2017.
- Y. Kaufman-Cohen, J. Friedman, Y. Levanon, G Yaacobi, N. Doron, **S. Portnoy**. Wrist plane of motion and ranges of the dominant and non-dominant hand during daily activities, *American Journal of Occupational Therapy*, 2017.
- F. Dierick, M. Dehas, JL. Isambert, S. Injeyan, AF. Bouché, Y. Bleyenheuft, **S. Portnoy**. Does subtype of stroke influence gait and posture outcomes after a neurorehabilitation intervention combining robotic-assisted treadmill and neurofacilitory therapy?, *Plos One*, Accepted for Publication, 2017.
- S. Portnoy**, A. Mimouni-Bloch, L. Rosenberg, H. Offek, T. Berman, M. Kochavi, G. Orman, J. Friedman. Graphical product quality and muscle activity in children with mild disabilities drawing on horizontal or vertical oriented tablet, *American Journal of Occupation Therapy*, 2017.
- D. Shoseyov, T. Cohen-Kaufman, I. Schwartz, **S. Portnoy**. Comparison of activity and fatigue of the respiratory muscles and pulmonary characteristics between post-polio patients and controls: a pilot study. *Plos One*, 12:e0182036. 2017.
- Portnoy S**, Hersch A, Sofer T, Tresser S. Comparison of path length and ranges of movement of the center of pressure and reaction time and between paired-play and solo-play of a virtual reality game. *Games Health J*. 6:147-151, 2017.
- Kaufman-Cohen Y, **Portnoy S**, Sopher R, Mashiach L, Baruch-Halaf L, Ratzon NZ. The correlation between upper extremity musculoskeletal symptoms and joint kinematics, playing habits and hand span during playing among piano students. *PLoS One*. 2018;13:e0208788.
- Raveh E, **Portnoy S**, Friedman J. Adding vibrotactile feedback to a myoelectric-controlled hand improves performance when online visual feedback is disturbed. *Hum Mov Sci*. 2018;58:32-40.
- S. Portnoy**, C. Maayan, J. Tsenter, Y. Ofran, V. Goldman, N. Hiller, N. Karniel, I. Schwartz. Characteristics of atactic and crouch gait in familial dysautonomia patients, *Plos One*, 2018.
- E. Raveh, **S. Portnoy**, J. Friedman. Myoelectric prosthesis users improve performance time and accuracy using vibrotactile feedback when visual feedback is disturbed. *Archives of Physical Medicine and Rehabilitation*, 2018.
- Raveh E, Schwartz I, Karniel N, **Portnoy S**. Evaluation of the effectiveness of a novel gait trainer in increasing the functionality of individuals with motor impairment: A case series. *Assist Technol*. 2019;31:106-111.
- Issachar G, Bar-Shalita T, Baruch Y, Horing B, **Portnoy S**. Design and implementation of a novel subject-specific neurofeedback evaluation and treatment system. *Ann Biomed Eng*. 2019.



## Dr. Debbie Rand, Ph.D., O.T.

Department of Occupational Therapy  
Stanley Steyer School of Health Professions  
Sackler Faculty of Medicine



Email: drand@post.tau.ac.il

# Gaming for Rehabilitation of Neurological and Geriatric Populations

## Position

Senior Lecturer, Sackler Faculty of Medicine

Chair, Department of Occupational Therapy

## Research

Our research focuses on achieving a better understanding of the factors hindering and facilitating recovery post-stroke. We have developed interventions aimed to improve the motor recovery and executive functions deficits of these individuals, in order to enhance function in daily living. The effectiveness of these novel interventions is assessed by conducting randomized clinical trials, the highest level of clinical research. We have researched the effectiveness of a 'Community' and a 'Home' based intervention using video-games compared to traditional therapy for enhancing daily function and participation of individuals with chronic stroke. We are currently collaborating to investigate the use of touchscreen tablets for self-training of the weaker upper extremity to improve dexterity of individuals with acquired brain injury and to improve cognitive abilities of older adults with Mild Cognitive Impairments.

## Publications

Doron, N., **Rand, D.** (2019). Is unilateral spatial neglect associated with motor recovery of the affected upper extremity poststroke? A systematic review. *Neurorehab Neural Rep*,

Yacoby A, Zeilig G, Weingarden H, Weiss R, **Rand D.** (2019). Feasibility, adherence and satisfaction of video-games versus traditional self-training of the upper extremity in chronic stroke; a pilot randomized controlled trial. *Am J Occ Ther*, 37; 1-14.

Zisberg A, Agmon M, Gur-Yaish N, **Rand D**, Hayat Y, Gil E and the WALK-FOR team. (2018). No one size fits all—the development of a theory-driven

intervention to increase in-hospital mobility: the "WALK-FOR" study. *BMC Geriatrics*, 13;18:91.

Givon-Shaham N, Sternberg S, **Rand D.** (2018). Executive functioning of older adults correlates with performance of touchscreen app-based Puzzles. *Games for Health Journal*, in press.

**Rand D.** (2018). Mobility, balance and balance confidence – correlations with daily living of individuals with and without mild proprioception deficits post-stroke. *NeuroRehabilitation*. in press.

Givon-Shaham N, Zeilig G, Weingarden H, **Rand D.** (2018). Game analysis and clinical use of the Xbox-Kinect for stroke Rehabilitation. *International Journal of Rehabilitation Research*, July 9, DOI: 10.1097/MRR.0000000000000302.

Lipskaya-Velikovsky L, Zeilig G, Weingarden H, Rozental-Iluz C, **Rand D.** (2018). Executive functioning and daily living of individuals with chronic stroke: Measurement and Implications. *International Journal of Rehabilitation Research*, 41(2):122-127.

**Rand D.** (2018). Proprioception deficits in chronic stroke – upper extremity function and daily living. *PIOS ONE*, 13(3):e0195043.

Zisberg A, Agmon M, Gur-Yaish N, **Rand D**, Hayat Y, Gil E and the WALK-FOR team (2018). No one size fits all—the development of a theory-driven intervention to increase in-hospital mobility: the "WALK-FOR" study. *BMC Geriatrics*, 13;18(1):91.

**Rand D**, Ben-Chaim KL, Malka R, Portnoy S. Development of internet-based tasks for the executive function performance test. *Am J Occ Ther*, in press.

**Rand D**, Ben-Chaim KL, Malka R, Portnoy S. (2018). Development of Internet-based Tasks for the Executive Function Performance Test. *American Journal of Occupational Therapy*, 72(2):7202205060p1-7202205060p7.

**Rand D**, Givon N, Averch Bar M. (2018). A video-game group intervention; experiences and perceptions of adults with chronic stroke and their therapists. *Canadian Journal of Occupational Therapy*, 85(2):158-168. **Rand D**, Weingarden H, Weiss R, Yacoby A, Reif S, Malka R, Shiller DA, Zeilig G. (2017). Self-training to improve UE function at the chronic stage post-stroke: a pilot randomized controlled trial. *Dis Rehab*, 39, 15, 1541-1548.

Levin C, Gur-Yaish N, Agmon M, Gil E, **Rand D**, King B, Zisberg A. (2017). Development and psychometric testing of a measure of older adult patients' attitudes towards mobility during hospitalization (ATM-H) Geriatric Nursing. *Ger Nurs* 38:119-123

Agmon M, Zisberg A, Gil E, **Rand D**, Gur-Yaish N, Azriel M. (2017). association between 900 steps a day and functional decline in older hospitalized patients. *JAMA Int Med*, 1;177:272-274.

Portnoy S, Reif S, Mendelboim T, **Rand D**. (2017). Postural control of individuals with chronic stroke compared to healthy participants: TUG, FRT and center of pressure movement. *European J Phys Rehab Med*, 8. doi: 10.23736/S1973-9087.17.04522-1.

Rozental-Iluz C, Zeilig G, Weingarden H, **Rand D**. Improving executive function deficits by playing interactive video-games; a secondary analysis of a randomized controlled trial for individuals with chronic stroke. *Eur J Phys Rehabil Med*. 2016.

Kizony R, Zeilig G, Dudkiewicz I, Schejter-Margalit T, **Rand D**. (2016). Tablet Apps and dexterity: Comparison between 3 age groups and proof of concept for stroke rehabilitation. *J Neurol Phys Ther*. 2016, 40:31-9.

Givon N, Zeilig G, Weingarden H, **Rand D**. Video-games used in a group setting is feasible and effective

to improve indicators of physical activity in individuals with chronic stroke: A randomized controlled trial. *Clin Rehabil*. 2016, 30:383-92.

**Rand D**, Zeilig G, Kizony R. Rehab-let: touchscreen tablet for self-training impaired dexterity post stroke: study protocol for a pilot randomized controlled trial. *Trials*. 2015, 16:277.

Frost Y, Weingarden H, Zeilig G, Nota A, **Rand D**. Self-care self-efficacy correlates with independence in basic activities of daily living in individuals with chronic stroke. *J Stroke Cerebrovasc Dis*. 2015, 24:1649-55.

Ratzon NZ, Friedman S, Zamir S, Amit Y, **Rand D**. Functional capacity evaluation; does it change the determination of the degree of work disability? *Disabil Health J*. 2015, 8:80-85.

**Rand D**, Eng JJ. Predicting daily-use of the affected upper extremity one year poststroke. *J Stroke Cerebrovasc Dis*. 2015, 24:274-283.

#### Book Chapters

Weiss PL, Kizony R, Feintuch U, **Rand D**, Katz N. Textbook of Neural Repair and Rehabilitation Section: Technology of Rehabilitation. Chapter # 47: Virtual Reality Applications in, iNeurorehabilitation.

#### Grants

2017–2019 Maccabi Healthcare Services Research Fund

2017–2019 Israel National Institute for Health Policy Research



## Prof. Navah Z. Ratzon, Ph.D., O.T.

Department of Occupational Therapy  
Stanley Steyer School of Health Professions  
Sackler Faculty of Medicine



Email: navah@post.tau.ac.il

# Investigating the Ergonomics of Occupational Tasks and Driving Rehabilitation

## Position

Professor, Sackler Faculty of Medicine

## Research

Our research focuses on the ergonomics of occupational tasks such as typing and playing musical instruments. Our current research integrates the usage of 3-dimensional advanced technologies to evaluate the movement of hands, specific devices to evaluate force, computerized technologies to evaluate sitting which enable to refer to dynamic situations and the change in risk factors while performing different tasks. These studies have provided essential information concerning risk factors for musculoskeletal disorders and have led to more recent investigations of the determinants of postural patterns amongst children that may contribute to risks in adolescence and adulthood. The anticipated outcomes of these programs of research are to develop training programs and/or contribute to workspace design to minimize these risks.

Driving rehabilitation is another major area of research. Research explores the impact of disease and disorder on driving with the aim of developing appropriate rehabilitation programs, reflecting the importance of 'driving' as a factor in independence as well as a marker of function for variety of populations.

## Publications

Golebowicz, M., Levanon, Y., Palti, R., **Ratzon, N.Z.** (2015). Efficacy of a telerehabilitation intervention program using biofeedback among computer operators. *Ergonomics*, 58, 791-802.

Naveh, Y., Shapira, A., **Ratzon, N.Z.** (2015). Using a driving simulator during vehicle adaptation. *British Journal of Occupational Therapy*, 78, 377-382.

Rottenberg, Y., **Ratzon, N.**, Jacobs, J. M., Cohen, M., Peretz, T, de Boer, A.G.E. (2016). Unemployment risk and income change after testicular cancer diagnosis: a population based study. *Urologic Oncology: Seminars and Original Investigations*, 34, 5-27.

**Ratzon, N.Z.**, Abraham Bar-Niv, N., Froom, P. (2016). The effect of a structured personalized ergonomic intervention program for hospital nurses with reported musculoskeletal pain: an assigned randomized control trial. *Work*, 54, 367-377.

Levanon, Y., Gefen, A., Lerman, Y., Portnoy, S., **Ratzon, N.** (2016). Key strike forces and high level of musculoskeletal symptoms safety and health at work. *Safety and Health at Work*.

Marom, B, Carel, R.S., Sharabi, M. **Ratzon, N.Z.** (2016). Cross-cultural adaption of the 12-item version of the world health organization disability assessment schedule 2.0 (WHODAS 2.0) for Hebrew-speaking subjects. *Disability and Rehabilitation*. 2017;39:1155-1161.

**Ratzon, Z.N.**, Uziely, B., de Boer, A.G.E.M, Rottenberg, Y. (2016). Unemployment risk and decreased income 2 and 4 years after thyroid cancer diagnosis: a population based study. *Thyroid*.

Avrech-Bar, M., **Ratzon, N.Z.** (2016). Enhancing new students' knowledge, competence, awareness and interest in accessibility. *Hong Kong Journal of Occupational Therapy*.

**Ratzon, N.Z.**, Kadury Lunievsky, E., Ashkenasi, A., Laks, J., Cohen, H.A. (2016). Simulated driving skills evaluation with pre-driving lesson ADHD teenagers. *American Journal of Occupational Therapy*.

Shefer Eini, D., Ratzon, N.Z., Rizzo, A. A., Yeh, S.C., Lange, B., Yaffe, B., Daich, A., Weiss, P. L., Kizony, R. (2016). Camera-tracking gaming control device for evaluation of wrist range of motion. *Journal of Hand Therapy*. 2017;30:89-96.



Rottenberg, Y., Jacobs, J.M., **Ratzon, N.Z.**, Grinshpun, A., Cohen, M., Uziely, B. de Boer, A.G.E.M. (2017) Unemployment risk 2 years and 4 years following gastric cancer diagnosis: a population based study. *Journal of Cancer Survivorship*. 11, 119-125.

Rottenberg, Y., **Ratzon, N.Z.**, Cohen, M., Hubert, A., Uziely, B., de Boer, A.G.E.M. (2016) Unemployment risk at 2 and 4 years following colorectal cancer diagnosis: a population based study. *European Journal of Cancer*. 69, 70-76.

Kaufman-Cohen Y, Portnoy S, Sopher R, Mashiach L, Baruch-Halaf L, **Ratzon NZ**. The correlation between upper extremity musculoskeletal symptoms and joint kinematics, playing habits and hand span during playing among piano students. *PLoS One*. 2018;13:e0208788.

Pade M, Liberman L, Sopher RS, **Ratzon NZ**. Pressure distributions on the chair seat and backrest correlate with handwriting outcomes of school children. *Work*. 2018;61:639-646.

Marom BS, **Ratzon NZ**, Carel RS, Sharabi M. Return-to-work barriers among manual workers after hand injuries: 1-year follow-up cohort study. *Arch Phys Med Rehabil*. 2019;100:422-432.

Lipskaya-Velikovsky L, Elgerisi D, Easterbrook A, **Ratzon NZ**. Motor skills, cognition, and work performance of people with severe mental illness. *Disabil Rehabil*. 2018:1-7.

**Ratzon NZ**, Lunievsky EK, Ashkenasi A, Laks J, Cohen HA. Simulated driving skills evaluation of teenagers with attention deficit hyperactivity disorder before driving lessons. *Am J Occup Ther*. 2017;71:7103220010p1-7103220010p8.

### Grants

2016-2019 Insurance Research Fund, The Israeli Association of Insurance Company



## Dr. Angela Ruban, Ph.D.

Department of Nursing  
Stanley Steyer School of Health Professions  
Sackler Faculty of Medicine



Email: [angellruban@tauex.tau.ac.il](mailto:angellruban@tauex.tau.ac.il)  
URL: <http://angelarubanlab.com.wixsite.com/angellruban>

# The Role of Glutamate Excitotoxicity in Neurodegenerative and Malignant Diseases

## Position

Lecturer, Sackler Faculty of Medicine

## Research

Glutamate (Glu) has been shown to play a role not only in neural processes, such as learning and memory, but in bioenergetics, biosynthetic and metabolic oncogenic pathways as well. High extracellular Glu concentrations, such as those found in numerous CNS pathological conditions, ultimately cause the excitotoxic death of the exposed neurons and entail irreversible neurological deficits. Our research focuses on the mechanisms that maintain the Glu homeostasis in brain extracellular fluids and their role in the pathogenesis of neurodegenerative and malignant diseases. Our aim is to determine the impact of excess extracellular Glu levels and the various antiglutamatergic therapeutic strategies on the progression of the malignant and neurodegenerative diseases. We believe that a profound understanding of the glutamate signaling pathways may provide novel therapeutic opportunities for various CNS diseases.

## Publications

Goldshmit A, Jona G, Schmukler E, Solomond S, Pinkas-Kramarskid R and **Ruban A**. Blood Glutamate Scavenger as a novel neuroprotective treatment in spinal cord injury. *J Neurotrauma* Mar 1. doi: 10.1089/neu.2017.5524, 2018.

Schwartz-Arad, D, Ofec, R, Eliyahu, G, Sterer, N, **Ruban, A**. Onlay Bone Graft augmentation for the Treatment of Maxillary Atrophy: Implants long term follow-up (up to 131 months). *J Cosmetic Dentistry* Vol. 31(3); 76-93, 2015.

**Ruban A**, Biton, I, Markovich, A. and Mirelman, D. MRS of brain metabolite levels demonstrates the ability of scavenging of excess brain glutamate to protect against nerve agent induced seizures. *Int J Mol Sci*. Vol. 16; 3226-36, 2015.

**Ruban A**, Cohen-Kashi Malina K, Cooper I, Graubardt N, Babakin L, Jona G, and Teichberg V. Combined treatment of an ALS rat model with recombinant GOT1 and oxaloacetic acid: a novel neuroprotective treatment. *Neurodegen Dis*. Vol. 15: 233-42, 2015.

## Grants

2018 – 2020 Medical Research, Israel Defense Forces (IDF)

2017 – 2019 California Breast Cancer Research Program (CBCRP)

2016 – 2019 Israel Science Foundation (ISF)



## Dr. Miriam Theilla, Ph.D.

Department of Nursing  
Steyer School of Health Professions  
Sackler Faculty of Medicine



TEL AVIV UNIVERSITY



E-mail: miriamt@post.tau.ac.il

# The Effect of Fish Oil Enriched Diet on Wound Healing Processes in ICU Patients

## Positions

Lecturer, Sackler Faculty of Medicine

## Research

Wound healing is the complex, multi-stage response to tissue injury. This physiologic repair response requires a dynamic temporal and spatial interplay of several cell types, including local parenchymal and mesenchymal cells as well as resident and recruited inflammatory cells. N-3 Fatty acids are recognized as influencing both wound healing and immunity. Our group studies the impact and the specific role of fish oil- and micronutrient enriched formulae on the healing of pressure ulcers and on immune function mediated through a modulation of expression of adhesion molecules in critically ill patients

Our results show a reduction in inflammation levels of C – reactive protein concentrations and increasing levels of adhesion molecules preceding the subsequent reduction in ulcer severity of critically ill patients.

The formulae may ameliorate the inflammatory response, both in magnitude and duration, probably mediated by an effect on adhesion molecule expression. by promoting the transition from an inflammatory to reparative stage of wound healing.

## Publications

Green P, **Theilla M**, Singer P. Lipid metabolism in critical illness. *Curr Opin Clin Nutr Metab Care*. 2016;19:111-5.

**Theilla M**, Ławiński M, Cohen J, Hadar E, Kagan I, Perkewick M, Singer P. Safety of home parenteral nutrition during pregnancy. *Clin Nutr*. 2015 Dec 12. [Epub ahead of print]

Kagan I, Cohen J, Stein M, Bendavid I, Pinsker D, Silva V, **Theilla M**, Anbar R, Lev S, Grinev M, Singer P. Preemptive enteral nutrition enriched with

eicosapentaenoic acid, gamma-linolenic acid and antioxidants in severe multiple trauma: a prospective, randomized, double-blind study. *Intensive Care Med*. 2015;41:460-9.

Lupinsky L, Singer P, **Theilla M**, Grinev M, Hirsh R, Lev S, Kagan I, Attal-Singer J. Comparison between two metabolic monitors in the measurement of resting energy expenditure and oxygen consumption in diabetic and non-diabetic ambulatory and hospitalized patients. *Nutrition*. 2015;31:176-9.

**Theilla M**, Grinev M., Kosak S, Hiesmayr M., Singer P. Clinical Nutrition ESPEN. Fight against malnutrition: The results of a 2006–2012 prospective national and global nutrition day survey. *E-SPEN Journal*, 2015.

**Theilla M**, Grunev M, Kosak S, Hiesmayr M, Singer P. The Nutrition Day Israel working group. Fight against malnutrition: The results of a 2006-2012 prospective national and global NutritionDay survey. *Clinical Nutrition ESPEN*, 2015.

**Theilla M**, Cohen J, Singer P, Liebman C, Kagan I. The assessment, knowledge and perceived quality of nutrition care amongst nurses. *Nutri Med Diet Care* 2016

Ben-David I, Singer P, **Theilla M**, Themessl-Huber M, Sulz I, Mouhieddine M, Schuh C, Mora B., Hiesmayr M. NutritionDay ICU: A 7 year worldwide prevalence study of nutrition practice in intensive care. *Clinical Nutrition*, 2016.

Zusman O, **Theilla M**, Cohen J, Kagan I, Ben-David I, Singer P. Resting energy expenditure, calorie and protein consumption in critically ill patients: A retrospective cohort study. *Crit Care* 2016; 20: 367.

**Theilla M**, Ławiński M, Cohen J, Hadar E, Kagan I, Perkewick M, Singer P. Safety of home parenteral nutrition during pregnancy. *Clin Nutr*. 2017;36:288-292.

Bendavid I, Singer P, **Theilla M**, Themessl-Huber M, Sulz I, Mouhieddine M, Schuh C, Mora B, Hiesmayr

M. NutritionDay ICU: A 7 year worldwide prevalence study of nutrition practice in intensive care. *Clin Nutr*. 2017;36:1122-1129.

**Theilla M**, Kagan I, Chernov K, Cohen J, Kagan I, Singer P. Self-evaluation of quality of life among patients receiving home parenteral nutrition: a validation study. *JPEN J Parenter Enteral Nutr*. 2017:148607117704812.

**Theilla M**, Cohen J, Kagan I, Attal-Singer J, Lev S, Singer P. Home parenteral nutrition for advanced cancer patients: Contributes to survival? *Nutrition*. 2018;54:197-200.

Itzhaki M, Bluvstein I, Peles Bortz A, Kostistky H, Bar Noy D, Filshtinsky V, **Theilla M**. Mental health nurse's exposure to workplace violence leads to job stress, which leads to reduced professional quality of life. *Front Psychiatry*. 2018;9:59.

Zusman O, Kagan I, Bendavid I, **Theilla M**, Cohen J, Singer P. Predictive equations versus measured energy expenditure by indirect calorimetry: A retrospective validation. *Clin Nutr*. 2018. pii: S0261-5614(18)30171-7.

Wouters Y, **Theilla M**, Singer P, Tribler S, Jeppesen PB, Pironi L, Vinter-Jensen L, Rasmussen HH, Rahman F, Wanten GJA. Randomised clinical trial: 2% taurolidine versus 0.9% saline locking in patients

on home parenteral nutrition. *Aliment Pharmacol Ther*. 2018;48:410-422. doi

Kagan I, Zusman O, Bendavid I, **Theilla M**, Cohen J, Singer P. Validation of carbon dioxide production (VCO<sub>2</sub>) as a tool to calculate resting energy expenditure (REE) in mechanically ventilated critically ill patients: a retrospective observational study. *Crit Care*. 2018;22:186.

Bendavid I, Zusman O, Kagan I, **Theilla M**, Cohen J, Singer P. Early administration of protein in critically ill patients: a retrospective cohort study. *Nutrients*. 2019;11(1).

## Chapters and Reviews

Singer P, **Theilla M**, Cohen J. Use of intravenous lipids: what do the guidelines say? *World Rev Nutr Diet*. 2015;112:163-71.

Singer P, **Theilla M**, Cohen J. Intravenous lipids: what do the guidelines say. Institute for Nutrition Research and Critical Care Department. *In press*.

Green P, **Theilla M**, Singer P. Lipid metabolism in critical illness. *Current Opinion in Clinical Nutrition & Metabolism Care*, 2016.

Kagan I, **Theilla M**, Singer P. Is total parenteral nutrition (TPN) an evil in trauma patients? *Curr Trauma*, 2016.







## Dr. Bruria Adini, Ph.D.

Department of Emergency Management &  
Disaster Medicine, School of Public Health  
Sackler Faculty of Medicine



adini@tauex.tau.ac.il

# Emergency & Disaster Management

## Positions

Senior Lecturer, Faculty of Medicine

Chair, Department of Emergency Management &  
Disaster Medicine

Chair, Teaching Committee, Dept of Emergency  
Management & Disaster Medicine

Member, Board, World Association of Disaster &  
Emergency Medicine (WADEM)

## Research

Our research agenda encompasses a wide array of topics relevant to emergency & disaster management and medicine including perceptions of the public and the first responders concerning varied threats; psycho-social characteristics of response; evaluation of emergency readiness; factors that impact on personal and community resilience; effectiveness of risk communication and its effect on the population behavior; efficacy of humanitarian action; impact of innovative methods of risk management, and more. Methodologies for cross-border response to natural disasters are proposed and their effectiveness investigated; utilization of conventional and new (social) media during disasters is studied within the responders' realm and between them and the public. "Wisdom of the crowd" (involving the public) in enhancing response capacity is researched.

## Publications

Tennenbaum-Baruchi C, Feder-Bubis P, **Adini B**, Aharonson-Daniel L. Emergency Situations and Deaf People in Israel: Communication Obstacles and Recommendations. *Disaster Health*. 2(2):106-111. 2015.

**Adini B**, Aharonson-Daniel L, Israeli A. Load index model: An advanced tool to support decision-making during mass casualty incidents. *J Trauma Acute Care Surg*. 78(3):622-7, 2015.

Tomer S, Aharonson-Daniel L, El-Hadid M, **Adini B**. Cross-border emergency coordination and communications using social media: developing a joint Israeli-Jordanian standard operating procedure for leveraging social media in emergencies. *Int J Emergency Management*. 11(2):169-190. 2015.

Cohen O, Feder-Bubis P, Bar-Dayyan Y, **Adini B**. Promoting Public Health Legal Preparedness for Emergencies: Review of Current Trends and their Relevance in Light of the Ebola Crisis. *Global Health Action*. 8:28871. 2015.

Simon T, Goldberg A, **Adini B**. Socializing in Emergencies - A Review of the Use of Social Media in Emergency Situations. *International Journal of Information Management*. 35(5):609-619. 2015.

Madar R, Aharonson-Daniel L, Plecht I, **Adini B**. Methodologies to train general hospital teams to manage a chemical warfare event. *Journal of Israeli Military Medicine*. 13(3): 13-17. 2016.

Shapira S, Aharonson-Daniel L, Bar-Dayyan Y, Sykes D, **Adini B**. Knowledge, perceptions, attitudes and willingness to report to work in an earthquake: A pilot study comparing Canadian versus Israeli hospital nursing staff. *International Emergency Nursing*. 25:7-12. 2016.

Simon T, Goldberg A, Leykin D, **Adini B**. Kidnapping WhatsApp – Rumors during the search and rescue operation of three kidnapped youth. *Computers in Human Behavior* 64:183-190, 2016.

Simon T, Goldberg A, **Adini B**. Are Ethical norms and current policies still relevant in face of the recent mass terror events? *Scandinavian Journal of Trauma, Resuscitation and Emergency Medicine*. 24:118, 2016.

**Adini B**, Ohana A, Furman E, Ringel R, Golan Y, Fleshler E, Keren U, Reisner S. Learning lessons in emergency management – the 4th International Conference on Healthcare System Preparedness and Response to Emergencies and Disasters. 2016.

**Adini B**, Bodas M, Nilsson H, Peleg K. Policies for managing Emergency Medical Services in mass casualty incidents. *Injury*. S0020-1383(17)30359-5. 2017.

Keret S, Nahari M, Merin O, Aharonson-Daniel L, Goldberg S, **Adini B**. Facilitating hospital emergency evacuation through uniform criteria. *American Journal of Emergency Medicine*. 35(5):681-684. 2017.

**Adini B**, Cohen O, Eide AW, Nilsson S, Aharonson-Daniel L, Herrera IA. Striving to be resilient: What concepts, approaches and practices should be incorporated in resilience management guidelines? *Technological Forecasting & Social Change*. 121:39-49. 2017

**Adini B**, Israeli A, Bodas M, Peleg K. Increasing perceived emergency preparedness by participatory policy-making (Think-Tanks). *Disaster medicine and public health preparedness*. 2018 Feb:1-6.

Yafe J, Walker BB, Amram O, Schuurman N, Randall E, Friger M, **Adini B**. EMS Volunteer first

responders for optimizing management of mass casualty incidents. *Disaster Medicine and Public Health Preparedness*.1-8. 2018.

Madar R, **Adini B**, Greenberg D, Waisman Y, Goldberg A. Perspectives of health professionals on the best care settings for pediatric trauma casualties: a qualitative study. *Israel Journal of Health Policy Research*. 7(1): 12. 2018.

Peleg K, Bodas M, Shenhar G, **Adini B**. Wisdom of (using) the crowds: Enhancing disasters preparedness through public training in Light Search and Rescue. *International Journal of Disaster Risk Reduction*. 31:750-757. 2018.

Bodas M, Peleg K, Shenhar G, **Adini B**. Light Search and Rescue Training of High School Students in Israel – Longitudinal Study of Effect on Resilience and Self-Efficacy. *International Journal of Disaster Risk Reduction*. 2019.



## Prof. Daniel I. Cohen, Ph.D.

Department of Epidemiology and Preventive  
Medicine  
School of Public Health  
Sackler Faculty of Medicine



E-mail: dancohen@post.tau.  
ac.il

# Epidemiology of Infectious Diseases

## Positions

Professor of Epidemiology and Preventive Medicine  
Incumbent of Diana & Stanley Steyer Chair of Cancer  
Prevention and Control  
Director, Stanley Steyer Institute for Cancer  
Epidemiology and Research  
Director, Tel Aviv University Center for the Study of  
Bioterrorism  
Member, Executive Committee (Hamerakezet), Tel  
Aviv University Senate  
Chair, Middle East Consortium for Infectious Diseases  
Surveillance (MECIDS)

## Research

Emerging Infectious Diseases, Vaccinology

(1) The study of risk and protective host factors  
against enteric diseases; identification of correlates  
of protection related to the immune response and  
host microbiota; development of enteric vaccines  
(2) Development of laboratory-based surveillance  
methods for enteric diseases (3) Seroepidemiology of  
vaccine-preventable diseases to monitor the immune  
status of the Israeli population (4) The study of the  
association between selected infectious agents  
(e.g. *Helicobacter pylori*, Human Papilloma Virus)  
and cancer.

## Publications

Tobias J, Kassem E, Rubinstein U, Bialik A, Vutukuru  
S, Navaro A, Rokney A, Valinsky L, Ephros M, **Cohen  
D**, Muhsen K. Involvement of main diarrheagenic  
*Escherichia coli*, with emphasis on enteroaggregative  
*E. coli*, in severe non-epidemic pediatric diarrhea in a  
high-income country. *BMC Infect Dis.* 2015;15(1):79

Muhsen K, Goren S. **Cohen D**. *Helicobacter pylori*  
Infection in Early Childhood and Growth at School  
Age. *Helicobacter.* 2015 ;20(6):410-7.

Muhsen K, Rubenstein U, Kassem E, Goren S,  
Schachter Y, Kremer A, Shulman L.M, Ephros M,  
**Cohen D**. A significant and consistent reduction in  
rotavirus gastroenteritis hospitalization of children  
under five years of age, following the introduction  
of universal rotavirus immunization in Israel. *Hum  
Vaccin Immunother.* 2015;11(10):2475-82

Muhsen K, Chodick G, Goren S, Anis E, Ziv-Baran  
T, Shalev V, **Cohen D**. Change in incidence of clinic  
visits for all-cause and rotavirus gastroenteritis  
in young children following the introduction of  
universal rotavirus vaccination in Israel. *Euro Surveill.*  
2015;20(42).

Mor O, Bassal R, Michaeli, M, Wax M, Ram D, Cohen-  
Ezra O, **Cohen D**, Mendelson E, Ben-Ari Z, Shohat  
T. Prevalence of Hepatitis E virus antibodies in Israel.  
*Emerg Infect Dis.* 2015; 21: 692-694.

Behar A, Fookes MC, Goren S, Thomson NR, **Cohen  
D**. Whole genome analysis to detect potential  
vaccine-induced changes on *Shigella sonnei*  
genome. *Vaccine.* 2015;33:2978-83.

Bassal R, Schejter E, Bachar R, Perri T, Korach  
J, Jakobson-Setton A, Ben-David LH, **Cohen D**,  
Keinan-Boker L. Risk factors for cervical cancer and  
cin3 in Jewish women in israel – two case control  
studies. *Asian Pac J Cancer Prev.* 2016;17:2067-73.

Bassal R, Lerner L, Valinsky L, Agmon V, Peled N,  
Block C, Keller N, Keness Y, Taran D, Shainberg B,  
Ken-Dror S, Treygerman O, Rouach T, Lowenthal S,  
Shohat T, **Cohen D**. Trends in the epidemiology of  
*Campylobacteriosis* in Israel (1999-2012). *Foodborne  
Pathog Dis.* 2016;13:448-55.

Baker KS, Dallman TJ, Behar A, Weill FX, Gouali M,  
Sobel J, Fookes M, Valinsky L, Gal-Mor O, Connor  
TR, Nissan I, Bertrand S, Parkhill J, Jenkins C,  
**Cohen D**, Thomson NR. Travel- and community-  
based transmission of multidrug-resistant shigella  
*sonnei* lineage among international orthodox Jewish  
communities. *Emerg Infect Dis.* 2016;22:1545-53.



Glatman-Freedman A, Kaufman Z, Kopel E, Bassal R, Taran D, Valinsky L, Agmon V, Shpriz M, **Cohen D**, Anis E, Shohat T. Near real-time space-time cluster analysis for detection of enteric disease outbreaks in a community setting. *J Infect*. 2016;73:99-106.

Muhsen K, Kassem E, Rubenstein U, Goren S, Ephros M, **Cohen D**, Shulman LM. Incidence of rotavirus gastroenteritis hospitalizations and genotypes, before and five years after introducing universal immunization in Israel. *Vaccine*. 2016; 34:5916-5922.

Miller-Roll T, Na'amnih W, **Cohen D**, Carmeli Y, Adler A. Molecular types and antimicrobial susceptibility patterns of *Clostridium difficile* isolates in different epidemiological settings in a tertiary care center in Israel. *Diagn Microbiol Infect Dis*. 2016; 86:450-454.

Bassal R, Weil M, **Cohen D**, Mendelson E, Shohat T. Seroprevalence of Hepatitis A 12-years following the implementation of toddlers' vaccination: A population based study in Israel. *Pediatr Infect Dis J*. 2017 May 11. (in press).

Na'amnih W, Adler A, Miller-Roll T, **Cohen D**, Carmeli Y. Incidence and Risk Factors for Community and Hospital acquisition of *Clostridium Difficile* Infection in Tel Aviv Sourasky Medical Center. *Infect Cont Hosp Epidemiol* 2017.

Muhsen M, Anis E, Rubinstein U, Kassem E, Goren S, Shulman L, Ephros M, **Cohen D**. Effectiveness of rotavirus pentavalent vaccine under a universal immunization program in Israel, 2011-2015: a case-control study. *Clin Microbiol Infect* 2017 (in press).

Launay O, Lewis DJM, Anemona A, Loulergue P, Leahy J, Sciré AS, Maugard A, Marchetti E, Zancan S, Huo Z, Rondini S, Marhaba R, Finco O, Martin LB, Auerbach J, **Cohen D**, Saul A, Gerke C, Podda A. Safety profile and immunologic responses of a novel vaccine against shigella sonnei administered intramuscularly, intradermally and intranasally: results from two parallel randomized phase 1 clinical studies in healthy adult volunteers in Europe. *EBioMedicine*. 2017.

Bassal R, Shohat T, Kaufman Z, Mannasse B, Shinar E, Amichay D, Barak M, Ben-Dor A, Bar Haim A, **Cohen D**, Mendelson E, Lustig Y. The seroprevalence of West Nile Virus in Israel: A nationwide cross sectional study. *PLoS One*. 2017.

Muhsen K, Sinnreich R, Beer-Davidson G, Nassar H, **Cohen D**, Kark JD. Sero-prevalence of *Helicobacter pylori* CagA immunoglobulin G antibody, serum pepsinogens and haemoglobin levels in adults. *Sci Rep*. 2018;8:17616.

Behar A, Baker KS, Bassal R, Ezernitchi A, Valinsky L, Thomson NR, **Cohen D**. Microevolution and patterns of transmission of *Shigella sonnei* within cyclic outbreaks Shigellosis, Israel. *Emerg Infect Dis*. 2018;24:1335-1339.

Katz D, Ben-Chetrit E, Sherer SS, **Cohen D**, Muhsen K. Correlates of non-typhoidal *Salmonella* bacteraemia: a case-control study. *Int J Infect Dis*. 2019. pii: S1201-9712(19)30039-6.

## Reviews

Muhsen K, **Cohen D**. Rotavirus vaccines in Israel: uptake and impact. *Hum Vacc Immunotherap*. 2017; 13 (7).

Green MS, LeDuc J, **Cohen D**, Franz DR. Confronting the threat of bioterrorism: realities, challenges and defensive strategies. *Lancet Inf Dis* 2018.

## Grants

- |           |  |
|-----------|--|
| 2017-2019 | Ministry of Agriculture, Development of a New vaccine Against Brucellosis  |
| 2018-2019 | Connecting Organizations for Regional Disease Surveillance (CORDS), PI: InterNetwork Project on "Digital event information and data collection at community-level in cross-border areas" |
| 2018-2020 | Bill and Melinda Gates Foundation PI: Extended Shigella Vaccine Immunogenicity Studies   |



## Prof. Jiska Cohen-Mansfield, Ph.D.

Department of Health Promotion  
School of Public Health  
Sackler Faculty of Medicine



Email: [jiska@post.tau.ac.il](mailto:jiska@post.tau.ac.il)

# Aging and End of Life

## Positions

Professor, Department of Health Promotion, Sackler Faculty of Medicine

Director, Minerva Center for the Interdisciplinary Study of End of Life

Dr Igor Orshtein Chair for Research in Aging

## Research

Health and Mental Health Promotion in older persons:

- Preventing loneliness and social isolation in older persons
- Promoting physical activity in old age
- Age segregation and integration in society
- Methodologies for alleviating memory difficulties

### End of Life

- Delineating end of life as a life stage
- Encountering the gap between the good death and the usual death
- Dementia
  - Understanding symptoms and behaviors in dementia
  - Improving dementia care
- Promoting dignity at the end of life

## Publications

Cohen-Mansfield J, Perach R. (2015) Interventions for alleviating loneliness among older persons: a critical review. *Am J Health Promot.* 29:e109-25.

**Cohen-Mansfield J**, Ray CA. Whose responsibility is it to make life worth

**Cohen-Mansfield J**, Cohen R, Buettner L, Eyal N, Jakobovits H, Rebok G, Rotenberg-Shpigelman S, Sternberg S. Interventions for older persons reporting memory difficulties: a randomized controlled pilot study. *Int J Geriatr Psychiatry.* 2015;30(5):478-86.

**Cohen-Mansfield J**, Marx MS, Dakheel-Ali M, Thein K. The use and utility of specific nonpharmacological interventions for behavioral symptoms in dementia: an exploratory study. *Am J Geriatr Psychiatry.* 2015;23(2):160-70.

Kenigsberg PA, Aquino JP, Bérard A, Gzil F, Andrieu S, Banerjee S, Brémond F, Buée L, **Cohen-Mansfield J**, Mangialasche F, Platel H, Salmon E, Robert P. Dementia beyond 2025: Knowledge and uncertainties. *Dementia (London).* 2016;15:6-21.

**Cohen-Mansfield J**, Jensen B. Intergenerational programs in schools: Prevalence and perceptions of impact. *J Appl Gerontol.* 2015 Feb 19. pii: 0733464815570663

**Cohen-Mansfield J**, Dakheel-Ali M, Marx MS, Thein K, Regier NG. Which unmet needs contribute to behavior problems in persons with advanced dementia? *Psychiatry Res.* 2015;228(1):59-64.

**Cohen-Mansfield J**, Thein K, Marx MS, Dakheel-Ali M, Jensen B. Sources of discomfort in persons with dementia: Scale and initial results. *Behavioural Neurology*, 2015, Article ID 732832.

Ray CA, Ingram V, **Cohen-Mansfield J**. Systematic review of planned care transitions for persons with dementia. *Neurodegener Dis Manag.* 2015;5(4):317-31.

**Cohen-Mansfield J**, Hazan H, Lerman Y, Shalom V. Correlates and predictors of loneliness in older-adults: a review of quantitative results informed by qualitative insights. *Int Psychogeriatr.* 2016 Apr;28(4):557-76. doi: 10.1017/S1041610215001532. Epub 2015 Oct 1. PubMed PMID: 26424033.

**Cohen-Mansfield J**. Non-pharmacological interventions for agitation in dementia: various strategies demonstrate effectiveness for care home residents; further research in home settings is needed. *Evid Based Nurs.* 2016;19(1):31.

**Cohen-Mansfield J**. Predictors of smoking cessation in old-old age. *Nicotine Tob Res.* 2016 Jan 17.

- Cohen-Mansfield J**, Cohen R, Golander H, Heinik J. The impact of psychotic symptoms on the persons with dementia experiencing them. *Am J Geriatr Psychiatry*. 2016;24(3):213-20.
- Cohen-Mansfield J**, Shmotkin D, Hazan H. Changes in religiosity in old age: an exploratory study. *Int J Aging Hum Dev*. 2016
- Cohen-Mansfield, J**, and Regev, I. Retirement preparation programs: An examination of retirement perceptions, self-mastery, and well-being. *Research on Social Work Practice*. 2016,
- Cohen-Mansfield, J.**, Perach, R. Kadmon Stern, T., Albeck, S., Rotem, D., Arnow, TL, Lerma, Y. Telephone hotline for aging: Information needs, quality of service, and insights *International Social Work* 2016
- Cohen-Mansfield J**, Gavendo R, Blackburn E. Activity preferences of persons with dementia: An examination of reports by formal and informal caregivers. *Dementia (London)*. 2017;1471301217740716.
- Cohen-Mansfield J**, Sela AH, Iecovich E, Golander H. Quality of care for frail older persons in a homecare setting: what is it and how can it be measured? *Int Psychogeriatr*. 2017;2:1-9.
- Lanctôt KL, Amatniek J, Ancoli-Israel S, Arnold SE, Ballard C, **Cohen-Mansfield J**, Ismail Z, Lyketsos C, Miller DS, Musiek E, Osorio RS, Rosenberg PB, Satlin A, Steffens D, Tariot P, Bain LJ, Carrillo MC, Hendrix JA, Jurgens H, Boot B. Neuropsychiatric signs and symptoms of Alzheimer's disease: New treatment paradigms. *Alzheimers Dement (N Y)*. 2017;3:440-449.
- Cohen-Mansfield J**, Cohen R, Skornick-Bouchbinder M, Brill S. What is the End of Life period? Trajectories and characterization based on primary caregiver reports. *J Gerontol A Biol Sci Med Sci*. 2017 Oct 12.
- Cohen-Mansfield J**. Activity groups for persons with dementia: Personal predictors of participation, engagement and mood. *Psychiatry Res*. 2017;257:375-380.
- Cohen-Mansfield J**, Skornick-Bouchbinder M, Hoshen M, Brill S. The relationship between health services standardized costs and mortality is non-linear: Results from a large HMO population. *Health Policy*. 2017;121:1008-1014.
- Livingston G, Sommerlad A, Orgeta V, Costafreda SG, Huntley J, Ames D, Ballard C, Banerjee S, Burns A, **Cohen-Mansfield J**, Cooper C, Fox N, Gitlin LN, Howard R, Kales HC, Larson EB, Ritchie K, Rockwood K, Sampson EL, Samus Q, Schneider LS, Selbæk G, Teri L, Mukadam N. Dementia prevention, intervention, and care. *Lancet*. 2017;pii: S0140-6736(17)31363-6.
- Cohen-Mansfield J**, Skornick-Bouchbinder M, Cohen R, Brill S. Treatment and communication-that is what matters: an analysis of complaints regarding end-of-life care. *J Palliat Med*. 2017;20:1359-1365.
- Cohen-Mansfield J**, Ray CA, Hai T, Marcu C, Callahan BL, Freedman M. The ultimate outlier: transitional care for persons with dementia and BPSD. *Curr Alzheimer Res*. 2017;14:969-977.
- Cohen-Mansfield J**, Golander H, Iecovich E, Jensen B. Social engagement care for frail older persons: desire for it and provision by live-in migrant caregivers. *J Gerontol B Psychol Sci Soc Sci*. 2017.
- Cohen-Mansfield J**, Golander H, Cohen R. Rethinking psychosis in dementia: an analysis of antecedents and explanations. *Am J Alzheimers Dis Other Dement*. 2017;32:265-271.
- Cohen-Mansfield J**, Hai T, Comishen M. Group engagement in persons with dementia: The concept and its measurement. *Psychiatry Res*. 2017;251:237-243
- Berenbaum R, Tziraki C, **Cohen-Mansfield J**. The right to mourn in dementia: To tell or not to tell when someone dies in dementia day care. *Death Stud*. 2017;41:353-359.
- Cohen-Mansfield J**, Sela AH, Iecovich E, Golander H. Quality of care for frail older persons in a homecare setting: what is it and how can it be measured? *Int Psychogeriatr*. 2017:1-9.
- Lanctôt KL, Amatniek J, Ancoli-Israel S, Arnold SE, Ballard C, **Cohen-Mansfield J**, Ismail Z, Lyketsos C, Miller DS, Musiek E, Osorio RS, Rosenberg PB, Satlin A, Steffens D, Tariot P, Bain LJ, Carrillo MC, Hendrix JA, Jurgens H, Boot B. Neuropsychiatric signs and symptoms of Alzheimer's disease: New treatment paradigms. *Alzheimers Dement (NY)*. 2017;3(3):440-449.
- Cohen-Mansfield J**. Do reports on personal preferences of persons with dementia predict their responses to group activities? *Dement Geriatr Cogn Disord*. 2018;46(1-2):100-108.
- Cohen-Mansfield J**, Jensen B. Attendance in recreational groups for persons with dementia: the impact of stimulus and environmental factors. *Am J Alzheimers Dis Other Dement*. 2018:1533317518788158.
- Cohen-Mansfield J**. The impact of group activities and their content on persons with dementia attending them. *Alzheimers Res Ther*. 2018;10(1):37.

**Cohen-Mansfield J.** Non-pharmacological interventions for persons with dementia: what are they and how should they be studied? *Int Psychogeriatr.* 2018;30(3):281-283. Cohen-Mansfield J, Hazan H, Lerman Y, Shalom V, Birkenfeld S, Cohen R. Efficacy of the I-SOCIAL intervention for loneliness in old age: Lessons from a randomized controlled trial. *J Psychiatr Res.* 2018.

**Cohen-Mansfield J,** Gavendo R, Blackburn E. Activity Preferences of persons with dementia: An examination of reports by formal and informal caregivers. *Dementia* (London). 2017:1471301217740716.

**Cohen-Mansfield J,** Cohen R, Skornick-Bouchbinder M, Brill S. What Is the End of Life Period? Trajectories and Characterization Based on Primary Caregiver Reports. *J Gerontol A Biol Sci Med Sci.* 2018;73(5):695-701.

**Cohen-Mansfield, J.,** Perach, R. Kadmon Stern, T., Albeck, S., Rotem, D., Arnow, TL, Lerma, Y. Telephone hotline for aging: Information needs, quality of service, and insights *International Social Work,* 2018, 61(5), 681-691

**Cohen-Mansfield, J., & Regev, I.** (2018). Retirement preparation programs: An examination of retirement perceptions, self-mastery, and well-being. *Research on Social Work Practice,* 28(4), 428-437.

Teshuva, K., **Cohen-Mansfield, J.,** Iecovich, E., Golander, H. Like one of the family? Understanding

relationships between migrant live-in care workers and older care recipients in Israel. *Ageing & Society.* 2018:1-22.

### Chapters

**Cohen-Mansfield, J.** (2015). Behavioral and Psychological Symptoms of Dementia In: P.A. Lichtenberg, B.T. Mast (Eds.) *APA Handbook of Clinical Geropsychology.* Vol 2. Chapter 11, pp. 271-317. American Psychological Association.

**Cohen-Mansfield, J.** (2017) Notes on the Israeli National Program for Addressing Alzheimer's Disease and Other Types of Dementia. In Schmidhuber, Bergemann, and Frewer (Eds.) *Ethical Dimensions of International Dementia Plans. New Strategies for Human Rights.* pp. 67-76. Verlag Königshausen & Neumann – Würzburg.

**Cohen-Mansfield J,** Skornick-Bouchbinder M, Brill S. Trajectories of end of life: a systematic review. *J Gerontol B Psychol Sci Soc Sci.* 2018;73(4):564-572.

### Grants

2016-2019 Israel Ministry of Science. Enhancing quality of care at the end of life.





## Dr. Yftach Gepner, Ph.D.

School of Public Health,  
Sackler Faculty of Medicine  
and Sylvan Adams Sports Institute



gepner@tauex.tau.ac.il

# The Effect of Physical Activity and Exercise Interventions on Cardiometabolic Health


## Position

Senior Lecturer, Sackler Faculty of Medicine

## Research

The physiology response to exercise is complex, highly variable, and involves a myriad of adaptive responses in multiple organ systems. The lab is mainly interested in studying the health benefits of exercise on disease prevention and the improvement of physical health, fitness, and muscle strength. Our research focuses on better understanding the extent, intensity, and type of physical activity needed

to improve health under a wide range of clinical conditions in a personal manner using cutting-edge technologies, including magnetic resonance imaging (MRI) for assessing muscle damage and adipose tissue distribution, body composition, as well as markers of cardiometabolic health. Our multi-disciplinary research in the area of physical activity and the public health domain, using a large-scale randomized clinical trial design is aimed to develop, test, and implement lifestyle interventions that promote health and prevent human diseases. We also collaborate with other research groups to better understand the mechanism underlying the acute and chronic adaptive response to exercise training.



Muscle volume and integrity assessment using diffusion tensor imaging (DTI), a sensitive magnetic resonance imaging (MRI) technique used to assess subclinical signs of muscle injury. DTI assessment is predicated on cell membranes and other structures constraining water diffusion. Water movement is evaluated by determining the three orthogonal directions of water diffusion, called eigenvectors, and their intensities, called eigenvalues. An axial slice of the middle hip was used to determine DTI in four muscles: Light blue- rectus femoris; Dark blue- vastus lateralis; Green- adductor magnus; and Pink- semitendinosus.

## Publications

**Gepner Y\***, Bril N\*, Shelef I\*, Schwarzfuchs D, Serfaty D, Rein M, Cohen N, Shemesh E, Tangi-Rosental O, Sarusi B, Goshen E, Kenigsbuch S, Chassidim Y, Golan R, Witkow S, Henkin Y, Stampfer MJ, Rudich A, Shai I. Higher visceral adiposity is associated with an enhanced early thermogenic response to carbohydrate-rich food. *Clinical Nutrition*. 2015. 35(2):422-427. \*equal contribution.

Henkin Y, Kovsa J, **Gepner Y**, Shai I. Diets and morbid tissues - history counts, present counts. *British Journal of Nutrition*. 2015. 113 Suppl 2:S11-8.

**Gepner Y**, Henkin Y, Schwarzfuchs D, Golan R, Durst R, Shelef I, Harman-Boehm I, Spitzen S, Witkow S, Novack L, Friger M, Tangi-Rosental O, Sefarty D, Bril N, Rein M, Cohen N, Chassidim Y, Sarusi B, Wolak T, Stampfer J M, Rudich A, Shai I. Differential effect of initiating moderate red wine consumption on 24-h blood pressure by alcohol dehydrogenase genotypes; Randomized trial in type 2 diabetes. *American Journal of Hypertension*. 2016. 29(4):476-83.

Haim Y, Blüher M, Slutsky N, Goldstein N, Klötting N, Harman-Boehm I, Kirshtein B, Ginsberg D, Gericke M, Guiu Jurado E, Kovsan J, Tarnovscki T, Kachko

L, Bashan N, **Gepner Y**, Shai I, Rudich A. Obesity-associated elevated adipose tissue autophagy gene expression in humans: a potential non-cell-cycle-dependent function of E2F1. *Autophagy*. 2015. 2;11(11):2074-2088.

**Gepner Y\***, Golan R\*, Harman-Boehm I, Henkin Y, Schwarzfuchs D, Shelef I, Durst R, Kovsan J, Bolotin A, Leitersdorf E, Spitzen S, Blag S, Shemesh E, Witkow S, Tangi-Rosental O, Chassidim Y, Liberty F L, Sarusi B, Ben-Avraham S, Helander A, Ceglarek U, Stumvoll M, Blüher M, Thiery J, Rudich A, Stampfer J M, Shai I. Effects of moderate alcohol intake on cardiometabolic parameters in adults with type 2 diabetes mellitus: a randomized controlled trial. *Annals of Internal Medicine*. 2015. 20;163(8):569-79. \*equal contribution.

Slutsky N, Vaterescu M, Haim Y, Goldstein N, Kirshtein B, Harman-Boehm I, **Gepner Y**, Shai I, Bashan N, Blüher M, Assaf A. Decreased adiponectin links elevated adipose tissue autophagy with adipocyte endocrine dysfunction in obesity. *International Journal of Obesity*. 2016. 40(6):912-20.

Serfaty D, Rein M, Schwarzfuchs D, Shelef I, **Gepner Y**, Bril N, Cohen N, Shemesh E, Tangi-Rosental O, Sarusi B, Kovsan J, Kenigsbuch S, Chassidim Y, Golan R, Witkow S, Henkin Y, Stampfer M J, Rudich A, Shai I. Abdominal fat sub-depots, energy expenditure, and resting metabolic rate: Magnetic resonance imaging study. *Clinical Nutrition*. 2016. 5614(16)30103-0.

Hoffman J R, **Gepner Y**, Stout R J, Hoffman W M, Ben-Dov D, Funk S, Daimont I, Jajtner R A, Townsend R J, Church D D, Shelef I, Rosen P, Avital G, Chen Y, Frankel H, Ostfeld I.  $\beta$ -Hydroxy- $\beta$ -methylbutyrate attenuates the cytokine response during sustained military training. *Nutrition research*. 2016. 36(6):553-63.

Yaskolka Meir A, Shelef I, Schwarzfuchs D, **Gepner Y**, Tene L, Zelicha H, Tsaban G, Bilitzky A, Komy O, Cohen N, Bril N, Rein M, Serfaty D, Kenigsbuch S, Chassidim Y, Zeller L, Ceglarek U, Stumvoll M, Blüher M, Thiery J, Stampfer MJ, Rudich A, Shai I. Intermuscular Adipose Tissue and Thigh Muscle Area Dynamics during an 18-Month Randomized Weight Loss Trial. *Journal of Applied Physiology*. 2016. 1;121(2):518-27.

Meir AY, Tene L, Cohen N, Shelef I, Schwarzfuchs D, **Gepner Y**, Zelicha H, Rein M, Bril N, Serfaty D, Kenigsbuch S, Chassidim Y, Sarusy B, Dicker D, Thiery J, Ceglarek U, Stumvoll M, Blüher M, Stampfer MJ, Rudich A, Shai I. Intrahepatic Fat, Abdominal Adipose Tissues, and Metabolic State; Magnetic

Resonance Imaging Study. *Diabetes/Metabolism Research and Reviews*. 5)33 .2017).

Golan R, Shelef I, Shemesh E, Henkin Y, Schwarzfuchs D, **Gepner Y**, Harman-Boehm I, Witkow S, Friger M, Chassidim Y, Liberty IF, Sarusi B, Serfaty D, Bril N, Rein M, Cohen N, Ben-Avraham S, Ceglarek U, Stumvoll M, Blüher M, Thiery J, Stampfer MJ, Rudich A, Shai I. Effects of initiating moderate wine intake on abdominal adipose tissue in adults with type 2 diabetes: a 2-year randomized controlled trial. *Public Health Nutrition*. 2017 ;20(3):549-555.

**Gepner Y**, Hoffman JR, Shemesh E, Stout JR, Church DD, Varanoske AN, Zelicha H, Shelef I, Chen Y, Frankel H and Ostfeld I. The combined effect of bacillus coagulans GBI-30, 6086 and HMB Supplementation on muscle integrity and cytokine response during intense military training. *Journal of Applied Physiology*. 2017. 1;123(1):11-18.

Haim Y, Bluher M, Konrad D, Goldstein N, Kloting N, Harman-Boehm I, Kirshtein B, Ginsberg D, Tarnovskii T, **Gepner Y**, Shai Y and Rudich A. ASK1 (MAP3K5) is transcriptionally upregulated by E2F1 in adipose tissue in obesity, molecularly defining a human dys-metabolic obese phenotype. *Molecular Metabolism*. 2017. 6;6(7):725-736. doi: 10.1016/j.molmet.2017.05.003.

Zelicha H, Schwarzfuchs D, Shelef I, **Gepner Y**, Tzaban G, Tene L, Yaskolka Meir A, Bilitzky A, Komy O, Cohen N, Bril N, Lerner M, Serfaty D, Kenigsbuch S, Chassidim Y, Sarusy B, Thiery J, Ceglarek U, Stumvoll M, Blüher M, Haviv YS, Stampfer MJ, Rudich A, Shai I. Changes of renal sinus fat and renal parenchymal fat during an 18-month randomized weight loss trial. *Clinical Nutrition*. 2017. 37(4):1145-1153.

Tsaban G, Wolak A, Avni-Hassid H, **Gepner Y**, Shelef I, Henkin Y, Schwarzfuchs D, Cohen N, Bril N, Rein M, Serfaty D, Kenigsbuch S, Tene L, Zelicha H, Yaskolka-Meir A, Komy O, Bilitzky A, Chassidim Y, Ceglarek U, Stumvoll M, Blüher M, Thiery J, Dicker D, Rudich A, Stampfer MJ, Shai I. Dynamics of intrapericardial and extrapericardial fat tissues during long-term dietary-induced moderate weight loss. *American Journal of Clinical Nutrition*. 2017. 106(4):984-995.

Gordon JA, Hoffman JR, Arroyo E, Varanoske AN, Coker NA, **Gepner Y**, Wells AJ, Stout JR, Fukuda DH. Comparisons in the Recovery Response from Resistance Exercise between Young and Middle-Aged Men. *Journal of Strength and Conditioning Research*, 2017. 31(12):3454-3462.

Arroyo E, Wells AJ, Gordon JA III, Varanoske AN, **Gepner Y**, Coker NA, Church DD, Fukuda DH, Stout

JR, Hoffman JR. Tumor Necrosis Factor-alpha and Soluble TNF-alpha Receptor Responses in Young vs. Middle-Aged Males Following Eccentric Exercise. *Experimental Gerontology*. 2017. 15;100:28-35.

**Gepner Y\***, Shelef I\*, Schwarzfuchs D\*, Cohen N, Bril N, Rein M, Serfaty D, Kenigsbuch S, Tsaban G, Tene L, Zelicha H, Yaskolka A, Komy O, Wolak A, Chassidim Y, Golan R, Avni-Hassid H, Bilitzky A, Sarusy B, Goshen E, Shemesh E, Henkin Y, Ceglarek U, Stumvoll M, Blüher M, Thiery J, Rudich A, Stampfer J M, Shai I. Effect of distinct lifestyle interventions on mobilization of fat storage pools: the central MRI randomized controlled trial: the CENTRAL MRI randomized trial. *Circulation*. 2017 Nov 15. pii: *Circulation*. 2018. 13;137(11):1143-1157.

**Gepner Y**, Shelef S, Schwarzfuchs D, Cohen N, Bril N, Rein M, Tsaban G, Zelicha H, Yaskolka Meir A, Tene L, Sarusy S, Rosen P, Hoffman JR, Stout JR, Stampfer JM, Shai I. Intramyocellular triacylglycerol accumulation across weight loss strategies; a randomized controlled intervention trial. *PLoS One*. 2017. 30;12(11).

Coker NA, **Gepner Y**, Wells AJ. The effect of heat stress on soccer related running performance and heart rate response across a competitive season. *Journal of Strength and Conditioning Research*. 2018 Jan 24. doi: 10.1519/JSC.

Golan R, Harman-Boehm I, **Gepner Y**, Henkin Y, Schwarzfuchs D, Shelef I, Durst R, Kovsan J, Bolotin A, Leitersdorf E, Spitzen S, Blag S, Shemesh E, Witkow S, Tangi-Rosental O, Chassidim Y, Liberty F L, Sarusi B, Ben-Avraham S, Helander A, Ceglarek U, Stumvoll M, Blüher M, Thiery J, Rudich A, Stampfer J M, Shai I. Effect of wine on carotid atherosclerosis in type 2 diabetes: a 2-year randomized controlled trial. *European Journal of Clinical Nutrition*. 2018. 72(6):871-878

Tene L, Shelef I, Schwarzfuchs D, **Gepner Y**, Yaskolka Meir A, Zelicha H, Tzaban G, Bilitzky A, Komy O, Cohen N, Bril N, Lerner M, Serfaty D, Kenigsbuch S, Chassidim Y, Sarusy B, Ceglarek U, Stumvoll M, Blüher M, Thiery J, Stampfer MJ, Rudich A, Shai I. Effect of Long-Term Weight-Loss Intervention Strategies on the Dynamics of Pancreatic-Fat and Morphology: an MRI RCT Study. *Clinical Nutrition ESPEN*. 2018. 24:82-89.



## Prof. Yariv Gerber, Ph.D.

Department of Epidemiology and Preventive  
Medicine  
School of Public Health  
Sackler Faculty of Medicine



TEL AVIV UNIVERSITY



Email: yarivg@post.tau.ac.il

# Cardiovascular Disease Epidemiology

## Positions

Professor, Sackler Faculty of Medicine

Adjunct Faculty, Health Sciences Research, College  
of Medicine, Mayo Clinic, Minnesota

Chair, Dept. of Epidemiology and Preventive  
Medicine, Sackler Faculty of Medicine

## Research

Our research covers a wide array of topics related to the epidemiology of cardiovascular diseases. These include risk factor and biomarker evaluation, secular trend analysis, and outcomes research. We have a particular interest in assessing long-term prognosis after acute myocardial infarction. This type of investigation usually combines data from multiple sources, including interviews and

questionnaires, laboratory measurements involving blood specimens, GIS-derived environmental data, interviews and questionnaires. We are also interested in methodological aspects involved in conducting and interpreting observational studies.

## Publications

Lurie I, Myers V, Goldbourt U, **Gerber Y**. Perceived social support following myocardial infarction and long-term development of frailty. *Eur J Prev Cardiol* 2015;22:1346-53.

**Gerber Y**, Weston SA, Jiang R, Roger VL. The changing epidemiology of myocardial infarction in Olmsted County, Minnesota, 1995-2012. *Am J Med* 2015;128:144-51.

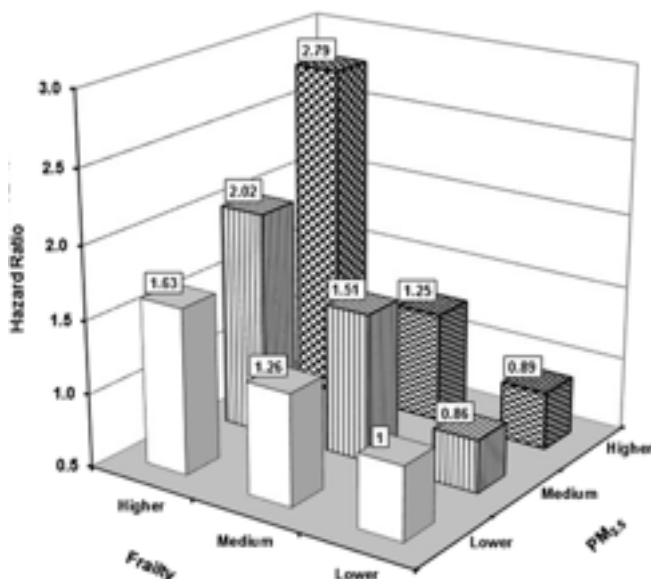
**Gerber Y**, Weston SA, Redfield MM, Chamberlain AM, McNallan SM, Jiang R, Killian JM, Roger VL. Contemporary appraisal of the heart failure epidemic, 2000-2010. *JAMA Intern Med* 2015;175:996-1004.

Manemann SM, **Gerber Y**, Chamberlain AM, Dunlay SM, Bell MR, Jaffe AS, Weston SA, Killian JM, Kors J, Roger VL. Acute coronary syndromes in the community. *Mayo Clin Proc* 2015;90:597-605.

**Gerber Y**, Weston SA, Enriquez-Sarano M, Berardi C, Chamberlain AM, Manemann SM, Jiang R, Dunlay SM, Roger VL. Mortality associated with heart failure after myocardial infarction: a contemporary community perspective. *Circ Heart Fail* 2015;9:e002460.

**Gerber Y**, Weston SA, Enriquez-Sarano M, Manemann SM, Chamberlain AM, Jiang R, Roger VL. Atherosclerotic burden and heart failure after myocardial infarction. *JAMA Card* 2016.

Weiss-Faratici N, Lurie I, Neumark Y, Malowany M, Cohen G, Benyamini Y, Goldbourt U, **Gerber Y**. Perceived social support at different times after myocardial infarction and long-term mortality risk: a prospective cohort study. *Ann Epidemiol* 2016:



Effect modification of the association between chronic exposure to PM2.5 and post-myocardial infarction mortality by frailty status. A positive dose-response relationship between chronic exposure to PM2.5 and mortality is evident among frailer participants only. PM2.5, particulate matter  $\leq 2.5 \mu\text{m}$  in diameter. Figure created by authors from data in Gerber et al. *J Am Coll Cardiol*. 2014;63:1698-99.



Contemporary risk stratification after myocardial infarction in the community: performance of scores and incremental value of soluble suppression of tumorigenicity-2. **Gerber Y**, Weston SA, Enriquez-Sarano M, Jaffe AS, Manemann SM, Jiang R, Roger VL. *J Am Heart Assoc*. 2017;6. pii: e005958.

Lotan K, Goldbourt U, **Gerber Y**. Smoking status and incidence of cancer after myocardial infarction: a follow-up study of over 20 years. *Am J Med*. 2017;130:1084-1091.

Chamberlain AM, Dunlay SM, **Gerber Y**, Manemann SM, Jiang R, Weston SA, Roger VL. Burden and timing of hospitalizations in heart failure: a community study. *Mayo Clin Proc*. 2017;92:184-192.

Weiss-Faratici N, Lurie I, Benyamini Y, Cohen G, Goldbourt U, **Gerber Y**. Optimism during hospitalization for first acute myocardial infarction and long-term mortality risk: a prospective cohort study. *Mayo Clin Proc*. 2017;92:49-56.

Goldshtein I, **Gerber Y**, Ish-Shalom S, Leshno M. Fracture risk assessment With FRAX using real-world data in a population-based cohort from Israel. *Am J Epidemiol*. 2018;187(1):94-102.

Cohen G, Levy I, Yuval, Kark JD, Levin N, Witberg G, Iakobishvili Z, Bental T, Broday DM, Steinberg DM, Kornowski R, **Gerber Y**. Chronic exposure to traffic-related air pollution and cancer incidence among 10,000 patients undergoing percutaneous coronary interventions: A historical prospective study. *Eur J Prev Cardiol*. 2018;25:659-670.

Witberg G, Plakht Y, Bental T, Feldman BS, Leventer-Roberts M, Levi A, Gabay H, Balicer R, **Gerber Y**, Kornowski R. Development of a risk score for predicting the benefit versus harm of extending dual antiplatelet therapy beyond 6 months following percutaneous coronary intervention for stable coronary artery disease. *PLoS One*. 2019;14:e0209661.

### Reviews & chapters

Roger VL, **Gerber Y**. Coronary disease deaths: From birth cohorts to prevention. *Rev Esp Cardiol (Engl Ed)* 2015;68(5):361-2.

Myers V, **Gerber Y**. *Physical Activity and Recovery from Cardiovascular Disease: A Psychological Perspective*. In "Handbook of Psychocardiology"; Alvarenga M and Byrne D (Editors). Publisher: Springer Reference Ltd (2016).

Cohen G, **Gerber Y**. Air pollution and successful aging: recent evidence and new perspectives. *Curr Environ Health Rep* 2017;4(1):1-11.

### Grants

2017-2020 Chief Scientist Office, Ministry of Health: A prospective study of dietary patterns in relation to healthy aging.



## Prof. Uri Goldbourt, Ph.D.

Department of Epidemiology and Preventive  
Medicine  
Sackler Faculty of Medicine



Email: [goldbu1@post.tau.ac.il](mailto:goldbu1@post.tau.ac.il)  
<https://med.tau.ac.il/profile/goldbu1>

# Investigating Cardiovascular Risk Factors and Outcomes, Predictors of Frailty and Declining Cognitive Function

## Positions

Professor Emeritus, Sackler Faculty of Medicine

Honorary Member, Israeli Heart Society

Founding Chairman, Israel Heart Society Working Group on Epidemiology and Prevention

## Research

The pioneering large scale epidemiological study named "The Israeli Ischemic Heart Disease project" (IIHD project) was initiated in the Jerusalem, Tel Aviv and Haifa areas in 1963. Over the years three stages of extended mortality follow up, in 1978, 1986 and 2011, as well as a "dementia phase" among survivors in 2000, Charlson morbidity index as of 2002 and cancer follow up though 2011 were added. Results of IIHD laid the foundation for the teaching of epidemiology of CVD in Israel. BIP (Bezafibrate Infarction Prevention) was the most extensive locally planned and executed in Israeli Cardiology, involving over 15,000 screened patients and 3090 original participants with coronary heart disease (CHD)

Current involvement:

Dementia and multiple morbidity, over the last years of life, in the above mentioned cohort (IIHD) and several research groups.

Epidemiology of stroke.

Epidemiology of cognitive decline and frailty among the BIP survivors (two recurrent examinations)

Cancer incidence in the IIHD.

Vegan health profile, associated putative risk lowering and cost-benefit factors.

Diverse multinational meta-analytic collaborations (Oxford, Cambridge, Sydney, Harvard)

## Publications

Lurie I, Myers V, **Goldbourt U**, Gerber Y. Perceived social support following myocardial infarction and

long-term development of frailty. *Eur J Prev Cardiol* 2015;22:1346-53

Molshatzki N, Weinstein G, Streifler JY, **Goldbourt U**, Tanne D. Serum uric acid and subsequent cognitive performance in patients with pre-existing cardiovascular disease. *PLoS One*. 2015 ;10(3)

Orlev Y, Yahalom G, Cohen OS, Elinx-Benizri S, Kozlova E, Inzelberg R, **Goldbourt U**, Hassin-Baer S. Exploring determinants of progression in Parkinson's disease. Is there a difference among Jewish ethnic groups? *Parkinsonism Relat Disord*. 2015: 21(3):184-8.

Weinstein G, **Goldbourt U**, Tanne D. Angina pectoris severity among coronary heart disease patients is associated with subsequent cognitive impairment. *Alzheimer Dis Assoc Disord*. 2015;29(1):6-11

Haratz S, Weinstein G, Molshatzki N, Beeri MS, Ravona-Springer R, Marzeliak O, **Goldbourt U**, Tanne D. Impaired Cerebral hemodynamics and cognitive performance in patients with Atherothrombotic Disease. *J Alzheimers Dis*. 2015;46(1):137-44.

Dankner R, Drory Y, Geulayov G, Ziv A, Novikov I, Zlotnick AY, Moshkovitz Y, Elami A, Schwammenthal E, **Goldbourt U**. A Controlled intervention to increase participation in cardiac rehabilitation. *Eur J Prev Cardiol*. 2015;22(9):1121-8.

White IR, Rapsomaniki E; Emerging Risk Factors Collaboration. Covariate-adjusted measures of discrimination for survival data. *Biom J*. 2015;57(4):592-613

Cholesterol Treatment Trialists' (CTT) Collaboration., Fulcher J, O'Connell R, Voysey M, Emberson J, Blackwell L, Mihaylova B, Simes J, Collins R, Kirby A, Colhoun H, Braunwald E, La Rosa J, Pedersen TR, Tonkin A, Davis B, Sleight P, Franzosi MG, Baigent C, Keech A. Efficacy and safety of LDL-lowering therapy among men and women: meta-analysis

of individual data from 174,000 participants in 27 randomised trials. *Lancet*. 2015;385:1397-405

Keinan-Boker L, **Goldbourt U**. Cancer incidence in Holocaust male survivors – An Israeli cohort study. *Int J Cancer*. 2016;139(11):2426-35.

Weiss-Faratici N, Lurie I, Neumark Y, Malowany M, Cohen G, Benyamini Y, **Goldbourt U**, Gerber Y. Perceived social support at different times after myocardial infarction and long-term mortality risk: a prospective cohort study. *Ann Epidemiol*. 2016;26(6):424-8

Weinstein G, Lutski M, **Goldbourt U**, Tanne D. C-reactive protein is related to future cognitive impairment and decline in elderly individuals with cardiovascular disease. *Arch Gerontol Geriatr*. 2017;69:31-37

Weiss-Faratici N, Lurie I, Benyamini Y, Cohen G, **Goldbourt U**, Gerber Y. Optimism during hospitalization for first acute myocardial infarction and long-term mortality risk: a prospective cohort study. *Mayo Clin Proc*. 2017;92(1):49-56.

Lutski M, Tanne D, **Goldbourt U**. Tall stature in coronary heart disease patients is associated with decreased risk of frailty in late life. *Geriatr Gerontol Int*. 2017;17:1270-1277.

Paige E, Barrett J, Pennells L, Sweeting M, Willeit P, Di Angelantonio E, Gudnason V, Nordestgaard BG, Psaty BM, **Goldbourt U**, et al. Repeated Measurements of blood pressure and cholesterol improves cardiovascular disease prediction: An individual participant-data meta-analysis. *Am J Epidemiol*. 2017; 186:899-907.

Lotan K, **Goldbourt U**, Gerber Y. Smoking status and incidence of cancer after myocardial infarction: a follow-up study of over 20 years. *Am J Med*. 2017; 130:1084-1091.

Weinstein G, Lutski M, **Goldbourt U**, Tanne D. C-reactive protein is related to future cognitive impairment and decline in elderly individuals with cardiovascular disease. *Arch Gerontol Geriatr* 2017.;69:31-37

Benderly M, Chetrit A, Murad H, Abu-Saad K, Gillon-Keren M, Rogowski O, Sela BA, Kanety H, Haratz D, Atamna A, Alpert G, **Goldbourt U**, Kalter-Leibovici O. Cardiovascular health among two ethnic groups living in the same region: A population-based study. *Int J Cardiol*. 2017;228:23-30.

Lutski M, Weinstein G, **Goldbourt U**, Tanne D. Insulin resistance and future cognitive performance and cognitive decline in elderly patients with cardiovascular disease. *J Alzheimers Dis*. 2017;57(2):633-643.

Ravona-Springer R, Schnaider-Beeri M, **Goldbourt U**. Triceps and subscapular skinfold in men aged 40-65 and dementia prevalence 36 years later. *J Alzheimers Dis*. 2017;57(3):873-883.

Weinstein G, Lutski M, **Goldbourt U**, Tanne D. Physical frailty and cognitive function among men with cardiovascular disease. *Arch Gerontol Geriatr*. 2018;78:1-6.

Lutski M, Haratz S, Weinstein G, **Goldbourt U**, Tanne D. Impaired cerebral hemodynamics and frailty in patients with cardiovascular disease. *J Gerontol A Biol Sci Med Sci*. 2018.

Lutski M, Weinstein G, **Goldbourt U**, Tanne D. Cardiovascular health and cognitive decline 2 decades later in men with preexisting coronary artery disease. *Am J Cardiol*. 2018;121:410-415.

Leshno M, **Goldbourt U**, Pinchuk I, Lichtenberg D. The cardiovascular benefits of indiscriminate supplementation of omega-3 fatty acids; meta-analysis and decision-making approach. *Int J Food Sci Nutr*. 2018;69:549-556.



## Dr. Israel Halperin Ph.D.

School of Public Health, Sackler Faculty of  
Medicine  
Sylvan Adams Sports Institute



israel\_halperin@hotmail.com

# Enhancing Performance and Motor Learning Through Coaching Strategies

## Position

Senior Lecturer

## Research

We study ways to optimize coaching interventions rooted in motor learning and sports science to enhance physical performance, increase learning processes of new motor skills and motivation to exercise, and to reduce sport injuries. I take a special interest in the effects of directing one's attention to a particular aspect of a motor task: self-observation techniques, including mirrors and videos of motor task execution, and the restructuring of training and rehabilitation programs in view of individual preferences. On the one hand, we study athletes to improve performance in their related disciplines, and on the other hand, we study sedentary and injured populations to probe public health issues.

## Publications

**I. Halperin**, D. Copithrone, and D.G. Behm. Unilateral isometric muscle fatigue decreases force production and activation of contralateral knee extensors but not elbow flexors. *Applied Physiology, Nutrition and Metabolism* 2015; 39, 1338-1344.

**I. Halperin**, K. Williams, D.T Martin and D.W Chapman. The effects of attentional feedback instructions on peak force production with the isometric mid-thigh pull. *Journal of Strength and Conditioning Research* 2015; 30, 919-923.

**I. Halperin**, S. Hughes and D.W Chapman. Preparing for a state-title match: a case study of an elite professional boxer. *Journal of Sports Science* 2015; 16, 1-8.

**I. Halperin**, D.W Chapman, D.T Martin and C. Abbiss. The effects of attentional feedback instruction on punching velocity and impact forces among trained

combat athletes. *Journal of Sports Science* 2016; 18, 1-8.

**I. Halperin**, D.W Chapman, D.T Martin, C. Abbiss and G. Wulf. Coaching cues in amateur boxing: An analysis of ringside feedback provided between rounds of competition. *Psychology of Sport and Exercise* 2016; 25, 44-50.

J. Reid, R.M, Greene, N. Herat, D. Hodgson, **I. Halperin**, D.G. Behm. Knowledge of repetition range does not affect maximal force production of adolescent females. *Pediatric Exercise Science* 2016; 29, 109-115.

**I. Halperin**, S. Hughes, D. Panchuk, C. Abbiss and D.W Chapman. The effects of either a mirror, internal or external focus on single and multi-joint tasks. *Plosone* 2016; 11, 1667-99.

**I. Halperin**, D.W. Chapman, R. Lewthwaite, D.T. Martin and G. Wulf. Choices enhance punching performance of competitive kickboxers. *Psychological Research* 2017; 81, 1051-1058.

K. Spracklin, D. Button and **I. Halperin**. Looped band placed around thighs increase EMG of gluteal muscles without hindering performance during high intensity squatting. *Journal of Performance Health* 2017; 1, 60-71.

**I. Halperin**, MR. Monks, B.W. Collins, A. Loucks-Atkinson, FC Basset and D. Button. Upper and lower body responses to repeated cyclical sprints. *European Journal of Sports Science* 2018; 18, 994-1003.

**I. Halperin**, D.W Chapman, K.G Thompson and C. Abbiss. False-performance feedback does not affect punching forces and pacing of elite boxers. *Journal of Sports Science* 59-66 ,37 ;2018 .

M. Maddigan, K. Sullivan, **I. Halperin**, F. Basset and D. Behm. High tempo music prolongs high intensity exercise. *PeerJ* 2019; 6:1-15A. Dello-Iacono J. Padulo, T. Bešlija and I. Halperin. Reliability and



concurrent validity of the hip-thrust exercise. *Journal of Strength and Conditioning Research*. In press.

D. Behm, S. Wiseman, C. Duffett and **I. Halperin**. Topical analgesic and rolling alone or in combination do not increase flexibility, pain pressure threshold and fatigue performance – an exploratory study. *Performance Health Journal*. In press.

A. Dello-Iacono, A. Vigotsky, L. Laver and **I. Halperin**. Beneficial effects of small sided games as conclusive part of warm-up routine. *Journal of Strength and Conditioning Research*. In press.

### Reviews

**I. Halperin**, D.W Chapman and D.G Behm. Non-local muscle fatigue: effects and possible explanations. *European Journal of Applied Physiology* 2015; 10, 823-9.

**I. Halperin**, D. Pynee and D.T Martin. Threats in internal validity in exercise science: an overview of overlooked confounding variables. *International Journal of Sports Physiology and Performance* 2015; 115, 2031-2048.

**I. Halperin**, A. Vigotsky, C. Foster and D. Pynee. Strengthening the practices of exercise sciences. *International Journal of Sports Physiology and Performance* 2017; 13, 127-134.

A. Vigotsky, **I. Halperin**, G.S. Trajano and T.M. Vieira. Interpreting surface electromyography studies in sports and rehabilitation sciences. *Frontiers in Exercises Physiology* 2017; 8, 985.

**I. Halperin**, G. Wulf, A. Vigotsky, B. Schoenfeld and D. Behm. Autonomy: the missing ingredient of a successful program? *Strength and Conditioning Journal* 2018; 4, 18-25.

**I. Halperin**. Invited commentary: Case studies in exercise and sport sciences: a powerful tool to bridge the research-practice gap. *International Journal of Sports Physiology and Performance* 2018; 2, 1-9.

**I. Halperin** and A. Vigotsky. Letter to editor: The mind-muscle connection in resistance training: friend or foe? *European Journal of Applied Physiology* 2016; 116, 863-4.



## Prof. Liat Lerner-Geva, M.D., Ph.D.

School of Public Health  
Sackler Faculty of Medicine



lernerl@tauex.tau.ac.il

# Reproductive Epidemiology

## Positions

Professor, Sackler Faculty of Medicine

Chair, Teaching Committee, School of Public Health

Director, National Registry for In Vitro Fertilization (IVF) Treatments

## Research

Our research agenda is focused on women and children's health with a special emphasis on reproductive epidemiology in multi-center and national and international studies related to health policy. We investigate the short- and long-term effects of exposure to assisted reproductive technologies in women and children including obstetric outcomes, congenital malformations, cancer and motor and cognitive development. In addition, we evaluate the role of various predictive factors that might influence the outcome of IVF treatments including age, environmental exposures and stress. Our research involves population-based studies in which we integrate epidemiological and biostatistical methods to analyze data from multiple sources including interviews, medical records' data, biosamples and national registries.

## Publications

Pinhas-Hamiel O, Levek-Motola N, Kaidar K, Boyko V, Tisch E, Mazor-Aronovitch K, Graf-Barel C, Landau Z, **Lerner-Geva L**, Frumkin Ben-David R. Prevalence of overweight, obesity and metabolic syndrome components in children, adolescents and young adults with type 1 diabetes mellitus. *Diabetes Metab Res Rev.* 31:76-84, 2015.

Gruber N, Reichman B, **Lerner-Geva L**, Pinhas-Hamiel O. Increased risk of severe diabetic ketoacidosis among Jewish ultra-orthodox children. *Acta Diabetol.* 52:365-71. 2015.

Wainstock T, Shoham-Vardi I, Glasser S, Anteby E, **Lerner-Geva L**. Fetal sex modifies effect of prenatal stress exposure and adverse birth outcomes. *Stress*, 18:49-56, 2015.

Jedwab M, Benbenishty R, Chen W, Glasser S, Siegal G, **Lerner-Geva L**. Child protection decisions to substantiate hospital child protection teams' reports of suspected maltreatment. *Child Abuse & Neglect*, 40: 132-41, 2015.

**Lerner-Geva L**, Bar-Zvi E, Levitan G, Boyko V, Reichman B, Pinhas-Hamiel O. An intervention for improving the lifestyle habits of kindergarten children in Israel: A cluster-randomized controlled trial investigation. *Public Health Nutr*, 18: 1537-44, 2015.

Regev RH, Arnon S, Litmanovitz I, Bauer-Rusek S, Boyko V, **Lerner-Geva L**, Reichman B; In collaboration with the Israel Neonatal Network. Outcome of singleton preterm small for gestational age infants born to mothers with pregnancy-induced hypertension. A population-based study. *J Matern Fetal Neonatal Med*, 28: 666-73, 2015.

Wasser J, Berman T, **Lerner-Geva L**, Grotto I, Rubin L. Biological monitoring of Persistent Organic Pollutants in human milk in Israel. *Chemosphere*, 137: 185-191, 2015.

Akirov A, Hirsh G, Boyko V, Graf-Barel C, **Lerner-Geva L**, Pinhas-Hamiel O. Celiac in type 1 diabetes, children and youth – prevalence, metabolic control and growth parameters. *J Metab Invest*, 1: e951, 2015.

Litmanovitz I, Reichman B, Arnon S, Boyko V, **Lerner-Geva L**, Bauer-Rusek S, Dolfin T. In collaboration with the Israel Neonatal Network. Perinatal factors associated with active intensive treatment at the border of viability: A population based study. *J Perinatol*, 35:705-11. 2015.

Riskin-Mashiah S, Riskin A, Bader D, Kugelman A, Boyko V, **Lerner-Geva L**, Reichman B. In

- collaboration with the Israel Neonatal Network. Antenatal corticosteroid treatment in singleton, small-for-gestational-age infants born at 24–31 weeks' gestation: a population-based study. *BJOG*. 13723, 2015.
- Elran-Barak R, Blumstein T, Boyko V, Hadar D, Farhi A, **Lerner-Geva L**, Benyamini Y. Overweight and obese midlife women in Israel: Cultural differences in perceived weight status. *Int J Public Health*. 2015.
- Levitski O, **Lerner-Geva L**, Dolberg S, Reichman B. The Israel National Very Low Birth Weight Database. *Harefuah*, 155:32-36, 2016.
- Blumstein T, Benyamini Y, Boyko V, **Lerner-Geva L**. Women's knowledge about heart disease: Differences among ethnic and cultural groups in the Israeli women's health in midlife study. *Women Health*, 56: 78-97, 2016.
- Levy-Shraga Y, Elisha N, Ben-Ami M, Boyko V, **Lerner-Geva L**, Ziv T, Konvalina N, Cohen O, Pinhas-Hamiel O. Glycemic control and clinic attendance of emerging adults with type 1 diabetes at a transition care clinic. *Acta Diabetol*, 53: 27-33, 2016.
- Ben-David A, Glasser S, Schiff E, Segev Zahav A, Boyko V, **Lerner-Geva L**. Pregnancy and birth outcomes among primiparae at very advanced maternal age-at what price? *Matern Child Hlth J*, 20:833-42, 2016.
- Lerner-Geva L**, Glasser S, Levitan G, Boyko V, Golan A, Beloosesky R, Lunenfeld E, Many A, Samueloff A, Schiff E, Shoham A, Fisher M, Hirsh-Yechezkel G. A case-control study of caesarean delivery on maternal request: who and why? *J Matern-Fetal Neo M*, 29:2780-5, 2016.
- Gamus D, Glasser S, Langner E, Beth-Hakimian A, Caspi I, Carmel N, Siev-Ner I, Amir H, Ziv A, Papa M, **Lerner-Geva L**. Psychometric properties of the Hebrew version of the Oswestry Disability Index. *J Back Musculoskelet Rehabil*, 2016.
- Klinger G, Osovsky M, Boyko V, Sokolover N, Sirota L, **Lerner-Geva L**, Reichman B. In collaboration with the Israel Neonatal Network. Risk factors associated with post-hemorrhagic hydrocephalus among very low birth weight infants of 24-28 weeks gestation. *J Perinatol*, 36:557-63, 2016.
- Shibli R, Shemer R, **Lerner-Geva L**, Rishpon S. Knowledge and recommendation regarding routine childhood vaccinations among pediatric healthcare providers in Israel. *Vaccine*, 35: 633-638, 2016.
- Regev RH, Arnon S, Litmanovitz I, Bauer-Rusek S, Boyko V, **Lerner-Geva L**, Reichman B. In collaboration with the Israel Neonatal Network. Association between neonatal morbidities and head growth from birth until discharge in very-low-birthweight infants born preterm: a population-based study. *Dev Med Child Neurol*, 58: 1159-1166, 2016.
- Levy-Shraga Y, Pinhas-Hamiel O, Molina-Hazan V, Tamir-Hostovsky L, Eini ZM, **Lerner-Geva L**, Paret G. Elevated baseline cortisol levels are predictive of bad outcomes in critically ill children. *Pediatr Emerg Care*. 2016
- Bielorai B, Weintraub Y, Hutt D, Hemi R, Kanety H, Modan-Moses D, Goldstein G, Hadar D, **Lerner-Geva L**, Toren A, Pinhas-Hamiel O. The metabolic syndrome and its components in pediatric survivors of allogeneic hematopoietic stem cell transplantation. *Clin Transplant*, 31, 2017.
- Fruchter E, Beck-Fruchter R, Hourvitz A, Weiser M, Goldberg S, Fenchel D, **Lerner-Geva L**. Health and functioning of adolescents conceived by assisted reproductive technology. *Fertil Steril*, 107:774-780, 2017.
- Lerner-Geva L**, Boyko V, Ehrlich S, Mashiah S, Hourvitz A, Haas J, Margalioth E, Levran D, Calderon I, Orvieto R, Ellenbogen A, Meyerovitch J, Ron-El R, Shelley Erlich, Farhi A. The possible risk for cancer among children born following assisted reproductive technology (ART) in Israel. *Pediatric Blood Cancer*. 64, 2017.
- Riskin-Mashiah S, Reichman B, Bader D, Kugelman A, Boyko V, **Lerner-Geva L**, Riskin A, Israel Neonatal Network; Population-based study on antenatal corticosteroid treatment in preterm small for gestational age and non-small for gestational age twin infants. *J Matern Fetal Neonatal Med.*, 28:1-8, 2017.
- Kuint J, **Lerner-Geva L**, Chodick G, Boyko V, Shalev V, Reichman B; Israel Neonatal Network. Rehospitalization through childhood and adolescence: association with neonatal morbidities in infants of very low birth weight. *J Pediatrics*, 188: 135-141, 2017.
- Arnon S, Dolfin Z, Reichman B, Regev R, **Lerner-Geva L**, Boyko V, Litmanovitz I. Delivery room resuscitation and adverse outcomes among very low birth weight preterm infants. *J Perinatol*. 2017.
- Friedler S, Glasser S, Levitan G, Hadar D, Sasi B, Lerner-Geva L. Patients' evaluation of intervention by a medical clown visit or by viewing a humorous film following IVF and embryo-transfer. *J Evid Based Complementary Altern Med*. 22:47-53, 2017.
- Pinhas-Hamiel O, Tisch E, Levek N, Frumkin Ben-David R, Graf-Bar-El C, Yaron M, Boyko V, **Lerner-Geva L**. Sexual lifestyle among young adults with

type 1 diabetes. *Diabetes Metab Res Rev*, 33: 10, 2017

**Lerner-Geva L**, Blumstein T, Boyko V, Farhi A, Benyamini Y. Cultural disparities in the use of prescription and nonprescription medications among midlife women in Israel. *Int J Health Serv.*, 47:440-459, 2017

Farzam N, Ramon-Saraf R, Banet-Levi Y, **Lerner-Geva L**, Ashkenazi S, Kubler-Kielb J, Vinogradov E, Robbins J, Schneerson R. Antibodies to and protection from *Shigella flexneri* type 6 infection induced by vaccination with shigella flexneri type 2a conjugate. *Vaccine*, 35:4990-2996, 2017

Landau Z, Abiri S, Lebenthal Y, Jakubowicz D, Mor N, **Lerner-Geva L**, Boaz M, Wainstein J, Bar-Dayan Y. Lifestyle intervention program benefits children with overweight compared to children with obesity. *Obes Res Clin Pract.* 2018;12:85-92.

Grisaru Granovsky S, Boyko V, **Lerner-Geva L**, Hammerman C, Rottenstreich M, Samueloff A, Schimmel MS, Reichman B, Israel Neonatal Network. The mortality of very low birth weight infants: the benefit and relative impact of changes in population and therapeutic variables. *J Matern Fetal Neonatal Med.* 2018;1-9.

Blumstein T, Benyamini Y, Farhi A, VBoyko V, **Lerner-Geva L**. Knowledge of risk factors and prevention of osteoporosis: The Israeli women's health at midlife study. *Arch Osteoporos.* 2018;13:70.

Farhi A, Glasser S, Frank S, Hirsh-Yechezkel G, Brinton L, Scoccia B, Ron-El R, **Lerner-Geva L**, Gabis

LV. When the ideal meets the feasible: constructing a protocol for developmental assessment at early. *Front Pediatr.* 2018;6:256.

Erp A, Roth J, Constantini S, **Lerner-Geva L**, Grisaru-Soen G. Risk factors and epidemiology of pediatric ventriculoperitoneal shunt infections. *Pediatr Int.* 2018.

Tokatly Latzer I, Rachmiel M, Zuckerman Levin N, Mazor-Aronovitch K, Landau Z, Ben-David RF, GrafBar-EL C, Gruber N, Levek N, Weiss B, Stein D, **Lerner-Geva L**, Pinhas Hamiel O. Increased prevalence of disordered eating in the dual diagnosis of type 1 diabetes mellitus and celiac disease. *Pediatr Diabetes.* 2018;19:749-755.

Tokatly Latzer I, **Lerner-Geva L**, Stein D, Weiss B, Pinhas-Hamiel O. Disordered eating behaviors in adolescents with celiac disease. *Eat Weight Disord.* 2018.

Frankenthal D, Hirsh-Yechezkel G, Boyko V, Orvieto R, Ron-El R, **Lerner-Geva L**, Farhi A. The effect of body mass index (BMI) and gestational weight gain on adverse obstetrical outcomes in pregnancies following assisted reproductive technology as compared to spontaneously conceived pregnancies. *Obesity Research and Clinical Practice*, 2018.

Kuint J, **Lerner-Geva L**, Chodick G, Boyko V, Shalev V, Reichman B, and the Israel Neonatal Network. Type of re-hospitalization and association with neonatal morbidities in infants of very low birth weight. *Neonatology* 2019.





## Prof. Khitam Muhsen, Ph.D.

Department of Epidemiology and Preventive Medicine

School of Public Health

Sackler Faculty of Medicine



TEL AVIV UNIVERSITY



Email: kmuhsen@post.tau.ac.il

# Helicobacter pylori, Enteric Infections and Their Role in Health and Disease

## Positions

Associate Professor Sackler Faculty of Medicine

## Research

*Helicobacter pylori* infection is acquired during early childhood. It causes chronic gastritis, which mostly remains asymptomatic; however in a small portion of the infected people *H. pylori* causes peptic ulcers and gastric cancer. Our research focuses on the role of *H. pylori* in extragastric diseases such as iron deficiency anemia, cognitive function, and diabetes mellitus. Epidemiology of enteric infections in various populations consists an additional main research area in our group.

Our research involves population-based studies in which we integrate various epidemiological and biostatistical methods, as well as biological markers assessed by immunological and microbiological tools.

## Publications

Tobias J, Kassem E, Rubinstein U, Bialik A, Vutukuru S, Navaro A, Rokney A, Valinsky L, Ephros M, Cohen D, **Muhsen K**. Involvement of main diarrheagenic *Escherichia coli*, with emphasis on enteroaggregative

*E. coli*, in severe non-epidemic pediatric diarrhea in a high-income country. *BMC Infect Dis*. 2015;15(1):79

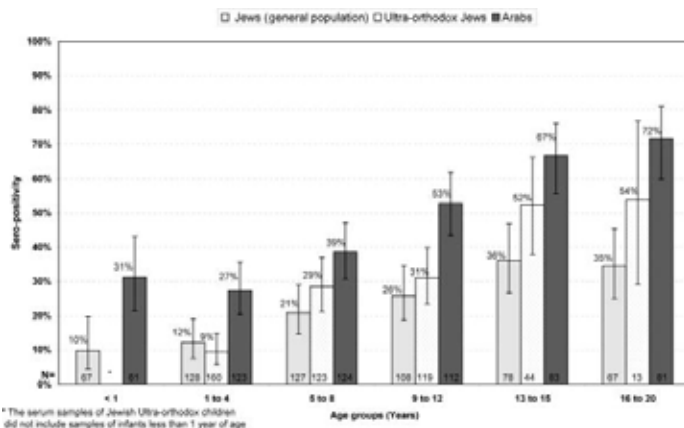
**Muhsen K**, Goren S, Cohen D. Helicobacter pylori Infection in Early Childhood and Growth at School Age. *Helicobacter*. 2015 ;20(6):410-7.

**Muhsen K**, Rubenstein U, Kassem E, Goren S, Schachter Y, Kremer A, Shulman L.M, Ephros M, Cohen D. A significant and consistent reduction in rotavirus gastroenteritis hospitalization of children under five years of age, following the introduction of universal rotavirus immunization in Israel. *Hum Vaccin Immunother*. 2015;11(10):2475-82

**Muhsen K**, Chodick G, Goren S, Anis E, Ziv-Baran T, Shalev V, Cohen D. Change in incidence of clinic visits for all-cause and rotavirus gastroenteritis in young children following the introduction of universal rotavirus vaccination in Israel. *Euro Surveill*. 2015;20(42).

Shindler-Itskovitch T, Ravona-Springer R, Leibovitz A, **Muhsen K**. A systematic review and meta-analysis of the association between *Helicobacter pylori* infection and dementia. *J Alzheimers Dis*. 2016;52(4):1431-42.

Sow SO, **Muhsen K**, Nasrin D, Blackwelder WC, Wu Y, Farag T, Panchalingham S, Sur S, Zaidi AKM, Faruque ASG, Saha D, Adegbola R, Alonso PL, Breiman RF, Q, Tamboura B, Sanogo D, Onwuchekwa



U, Manna B, Ramamurthy T, Kanungo S, Ahmed S, Qureshi S, Quadri F, Hossain A, Das SK, Antonio M, Hossain MJ, Mandomando I, Nhampossa T, Acácio S, Omoro R, Ochieng JB, Oundo JO, Mintz ED, O'Reilly CE, Berkeley LY, Livio S, Tennant SM, Sommerfelt H, Nataro JP, Ziv-Baran T, Robins-Browne RM, Liu J, Houpt E, Kotloff KL, Levine MM. The burden of *Cryptosporidium* diarrhea disease among children <24 months of age in moderate/high mortality regions of sub-Saharan Africa and South Asia, utilizing data from the Global Enteric Multicenter Study (GEMS). *PLoS Negl Trop Dis*. 2016;10(5):e0004729.

**Muhsen K**, Kassem E, Rubenstein U, Goren S, Ephros M, Cohen D, Shulman L.M. Incidence of rotavirus gastroenteritis hospitalizations and genotypes, before and five years after introducing universal immunization in Israel. *Vaccine*. 2016;34:5916-5922.

Hudak L, Jaraisy A, Haj S, **Muhsen K**. An updated systematic review and meta-analysis of observational studies on the association between *Helicobacter pylori* infection and iron deficiency anemia. *Helicobacter*. 2017;22.

**Muhsen K**, Anis E, Rubenstein U, Kassem E, Goren S, Shulman LM, Ephros M, Cohen D. Effectiveness of rotavirus pentavalent vaccine under a universal immunization program in Israel, 2011-2015: a case-control study. *Clin Microbiol Infect*. 2017. pii: S1198-743X(17)30229-X.

**Muhsen K**, Green MS, Soskolne V, Neumark Y. Inequalities in non-communicable diseases between the major population groups in Israel: achievements and challenges. *Lancet*. pii: S0140-6736(17)30574-3.

Kassem E, Naamna M, Mawassy K, Beer-Davidson G, **Muhsen K**. *Helicobacter pylori* infection, serum pepsinogens, and pediatric abdominal pain. *Eur J Pediatr*. 2017. doi: 10.1007/s00431-017-2955-3.

Refaeli R, Chodick G, Haj S, Goren S, Shalev V, **Muhsen K**. Relationships of *H. pylori* infection and its related gastroduodenal morbidity with metabolic syndrome: a large cross-sectional study. *Scientific Reports*, 2018;8(1):4088. doi: 10.1038/s41598-018-22198-9.

Epstein D, Berger G, Barda N, Marcusohn E, Barak-Corren Y, **Muhsen K**, Balicer RD, Azzam ZS. The incidence of acute pulmonary embolism following syncope in anticoagulant-naïve patients: A retrospective cohort study. *PLoS One*. 2018;13(3):e0193725.

Shohat N, **Muhsen K**, Gilat R, Rondon AJ, Chen AF, Parvizi J. Inadequate glycemic control is associated with increased surgical site infection in total joint arthroplasty: a systematic review and meta-analysis. *J Arthroplasty*. 2018;33:2312-2321.e3.

Ferdous F, Ahmed S, Das SK, Chisti MJ, Nasrin D, Kotloff KL, Levine MM, Nataro JP, Ma E, **Muhsen K**, Wagatsuma Y, Ahmed T, Faruque ASG. Pneumonia mortality and healthcare utilization in young children in rural Bangladesh: a prospective verbal autopsy study. *Trop Med Health*. 2018;46:17.

Jornist I, **Muhsen K**, Ram D, Lustig Y, Levy V, Orzitser S, Azar R, Weil M, Indenbaum V, Sofer D, Mendelson E, Mandelboim M, Hindiyeh M. Characterization of Human Parainfluenza virus-3 Circulating in Israel, 2012-2015. *J Clin Virol*. 2018;107:19-24.

## Chapters and Reviews

Dror G, **Muhsen K**. *Helicobacter pylori* infection and children's growth- an overview. *J Pediatr Gastroenterol Nutr*. 2016;62:e48-59.

Haj S, Raviv M, **Muhsen K**. *Helicobacter pylori* infection and diabetes mellitus. In "Extradigestive Manifestations of *Helicobacter pylori* Infection – An Overview". 2016 Editor Bruna Maria Roesler.

## Grants

2016-2019	BSF (PI with Prof. MM Levine, USA)
2018-2019	Stlotz Fund, Sackler Faculty of Medicine, Tel Aviv University
2018-2021	Israel National Institute for Health Policy and Health Services Research



## Dr. Uri Obolski, Ph.D.

School of Public Health, Department of Epidemiology and Preventive Medicine, Sackler Faculty of Medicine Porter School of the Environment and Earth Sciences, Raymond & Beverly Sackler Faculty of Exact Sciences



Email: [uriobols@tauex.tau.ac.il](mailto:uriobols@tauex.tau.ac.il)  
URL: <https://environment.tau.ac.il/uriobolski>



# Computational Epidemiology of Infectious Diseases

## Positions

Senior Lecturer, Sackler Faculty of Medicine and Raymond & Beverly Sackler Faculty of Exact Sciences

## Research

In our research we aim to tackle major topics in infectious diseases and how they are affected by environmental factors, using computational tools and insights from evolutionary and ecological processes. In particular, we are interested in changes of antibiotic resistance frequencies, due to antibiotic misuse, and in the effect of climate on the dynamics of mosquito-borne diseases. We use an interdisciplinary approach that combines mathematical models and statistical methods to understand the underlying dynamics of the questions at hand, and to predict the outcomes of possible interventions

## Publications

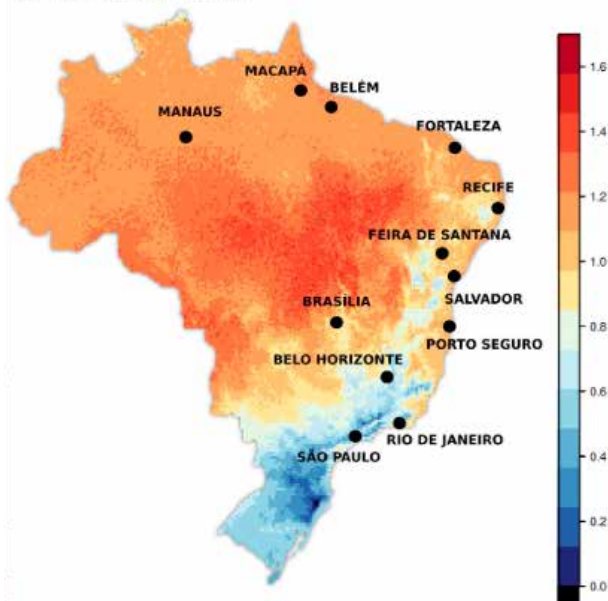
Katz, E., Nisani, S., Yadav, B. S., Woldemariam, M. G., Shai, B., **Obolski, U.**, Ehrlich, M., Eilon Shani, E., Jander, G., Chamovitz, D. A. 2015. The glucosinolate breakdown product indole-3-carbinol acts as an auxin antagonist in roots of *Arabidopsis thaliana*. *The Plant Journal*, 82(4):547-55.

**Obolski, U.**, Stein, G., Hadany, L. 2015. Antibiotic restriction might facilitate the emergence of Multi-Drug Resistance. *PLoS Computational Biology*, 11(6): e1004340.

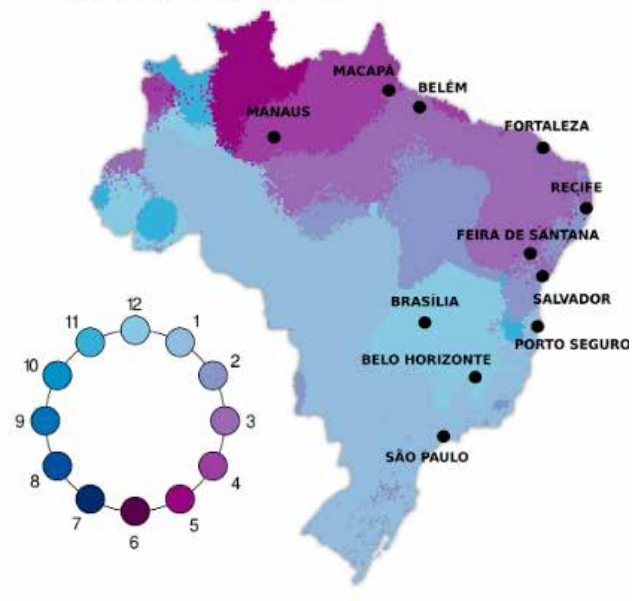
**Obolski, U.**, Hadany, L., Abelson, A. 2016. Potential contribution of fish restocking to the recovery of deteriorated coral reefs: an alternative restoration method? *PeerJ* 4:e1732.

**Obolski, U.**, Dellus-Gur, E., Stein, G. Y., & Hadany, L. 2016. Antibiotic cross-resistance in the lab and

(a) Mean yearly index P



(b) Month of maximal index P



Spatiotemporal characterization of index P, representing the potential of Dengue transmission across Brazil. (a) Map presents the mean index P per pixel. Values coloured according to scale on the right. (b) Using the estimated index P of each pixel, with 12 points representing months, the month with highest index P is identified. Each pixel is coloured according to that month, with the colour scale represented in a circle.



resistance co-occurrence in the clinic: Discrepancies and implications in *E. coli*. *Infection, Genetics and Evolution*, 40, 155-161.

Abelson, A., **Obolski, U.**, Regoniel, P. & Hadany, L. 2016. Restocking herbivorous fish populations as a social-ecological restoration tool in coral reefs. *Frontiers in Marine Science*, 3.

Zaritsky, A., **Obolski, U.**, Gan, Z., Reis, C. R., Kadlecova, Z., Du, Y., Schmid, S.L., Danuser, G. 2017. Decoupling global biases and local interactions between cell biological variables. *eLife*, 6, e22323.

**Obolski, U.**<sup>†</sup>, Lewin-Epstein<sup>†</sup> O., Even-Tov, E., Ram, Y., & Hadany, L. 2017. With a little help from my friends: cooperation can accelerate the rate of adaptive valley crossing. *BMC Evolutionary Biology*, 17(1), 143.

Lourenço, J., Watkins, E.R., **Obolski, U.**, Peacock, S.J., Morris, C., Maiden M.C.J., Gupta, S. 2017. Lineage structure of *Streptococcus pneumoniae* is driven by immune selection on the groEL heat-shock protein. *Scientific Reports* 7.1: 9023.

Lebel, M., **Obolski, U.**, Hadany, L., Sapir Y. 2017. Pollinator-mediated selection on floral size and tube color in *Linum pubescens*: can differential behavior and preference in different times of the day maintain dimorphism? *Ecology and Evolution*. 8(2):1096-1106.

**Obolski, U.**<sup>†</sup>, Ram, Y.<sup>†</sup>, Hadany, L. Key issues review: evolution on rugged adaptive landscapes. 2018. *Reports on Progress in Physics*. 81(1):012602.

**Obolski, U.**, Lourenço, J., Thompson, C., Thompson, R., Gori, A., Gupta, S. Vaccination can drive an increase in frequencies of antibiotic resistance among non-vaccine serotypes of *Streptococcus pneumoniae*. 2018. *Proceedings of the National Academy of Sciences*, 115(12), 3102-3107.

Faria, N.R., Kraemer MUG, Hill SC, Goes de Jesus J, Aguiar RS, Iani FCM, Xavier J, Quick J, du Plessis L, Dellicour S, Thézé J, Carvalho RDO, Baele G, Wu CH, Silveira PP, Arruda MB, Pereira MA, Pereira GC, Lourenço J, **Obolski U.** et al. Genomic and epidemiological monitoring of yellow fever virus transmission potential. 2018. *Science*. 361(6405):894-899.

Thompson, C.P., Lourenço, J., Walters, A., **Obolski, U.**, Edmans, M., Palmer, D., Kooblall, K., Carnell, G., O'Connor, D., Bowden, T., Pybus, O.G., Pollard, A.J., Temperton, N.J., Lambe, T., Gilbert, S., Gupta, S. An epitope of limited variability as a novel influenza vaccine target. 2018. *Nature Communications*, 9(1), 3859.

Thompson, C.P., **Obolski, U.** Influenza and the 'diversity paradox'. 2018. *Human Vaccines & Immunotherapeutics*, 3-5.

Obolski, U.<sup>†</sup>, Gori, A.<sup>†</sup>, Lourenço, J., Thompson, C., Thompson, R., French, N., Heyderman, R.S., Gupta, S. (2019). Identifying genes associated with invasive disease in *S. pneumoniae* by applying a machine learning approach to whole genome sequence typing data. *Scientific Reports*, 9(1), 4049.

Perez, P.N., **Obolski, U.**, Alcantara, L.C.J., Maia de Lima, M., Ashley, E., Smithuis, F., Horby, P., Maude, R., Lourenço J. Measuring mosquito-borne viral suitability and its implications for Zika virus transmission in Myanmar. 2018. *PLOS Currents Outbreaks*. Edition 1.

Thompson, R. N., Thompson, C. P., Pelerman, O., Gupta, S., **Obolski, U.** 2019. Increased frequency of travel in the presence of cross-immunity may act to decrease the chance of a global pandemic. *Philosophical Transactions of the Royal Society B*, 374(1775), 20180274.

**Obolski, U.**<sup>†</sup>, Perez, P. N., Villabona-Arenas, C. J., Thézé, J., Faria, N. R., & Lourenço, J.<sup>†</sup>. 2019. MVSE: an R-package that estimates a climate-driven mosquito-borne viral suitability index. *Methods in Ecology and Evolution*, 10(8), 1357-1370.

Zinger, E., Gueijman, A., **Obolski, U.**, Ram, Y., Ruby, E., Binder, M., Yechieli, N., Ohad, N. and Hadany, L. 2019. Less fit *Lamium amplexicaule* plants produce more dispersible seeds. *Scientific Reports*, 9.

Khait, I., **Obolski, U.**, Yovel, Y., & Hadany, L. 2019. Sound perception in plants. *Seminars in Cell & Developmental Biology*. 92:134-138.

Ram, Y., Dellus-Gur, E., Bibi, M., Karkare, K., **Obolski, U.**, Feldman, M.W., Cooper, T.F., Berman, J. and Hadany, L., 2019. Predicting microbial growth in a mixed culture from growth curve data. *Proceedings of the National Academy of Sciences*, 116(29), 14698-14707.

Veits, M., Khait, I., **Obolski, U.**, Zinger, E., Boonman, A., Goldshtein, A., Saban, K., Ben-Dor, U., Estlein, P., Kabat, A. and Peretz, D. 2019. Flowers respond to pollinator sound within minutes by increasing nectar sugar concentration. *Ecology Letters* 22.9: 1483-1492.

Thompson, N.R., Jalava, K., **Obolski, U.** Sustained transmission of Ebola in new locations: more likely than previously thought. 2019. *The Lancet Infectious Diseases* 19.10: 1058-1059.



Lourenco, J<sup>†</sup>., **Obolski, U<sup>†</sup>.**, Swarthout, T.D<sup>†</sup>., Gori, A., Bar-Zeev, N., Everett, D., Kamng'ona, A.W., Mwalukomo, T.S., Mataya, A.A., Mwansambo, C. and Banda, M., 2018. Determinants of high residual post-PCV13 pneumococcal vaccine type carriage in Blantyre, Malawi: a modelling study. *BMC Medicine*, 17(1), 1-11.

Ram, Y., **Obolski, U.**, Feldman, M.W., Berman, J., Hadany, L. (2019) Reply to Balsa-Canto et al.: Growth models are applicable to growth data, not to stationary-phase data. *Proceedings of the National Academy of Sciences*, 117(2):814-815.

Swarthout, T.D., Fronterre, C., Lourenço, J., **Obolski, U.**, Gori, A., Bar-Zeev, N., Everett, D., Kamng'ona, A.W., Mwalukomo, T.S., Mataya, A.A. and Mwansambo, C., Gupta, S., Diggle, P., French, N., Heyderman, R.S., 2019. High residual prevalence of vaccine-serotype *Streptococcus pneumoniae* carriage after introduction of a pneumococcal conjugate vaccine in Malawi: a prospective serial cross-sectional study. *bioRxiv*, 445999. in *Nature Communications* (accepted).



## Prof. Chava Peretz Ph.D.

Department of Epidemiology  
School of Public Health  
Sackler Faculty of Medicine



TEL AVIV UNIVERSITY



E-mail: cperetz@post.tau.ac.il

# Epidemiology of Parkinson's Disease and Environmental Epidemiology

## Positions

Associate Professor Sackler Faculty of Medicine  
Chair, School of Public Health Seminars

## Research

Our research focuses on two main fields: 1. Neuro-epidemiology, and 2. Environmental epidemiology, with a special interest in methodological issues.

In neuro-epidemiology, we study the epidemiology of neuro-generative diseases. Specifically, we follow up and investigate a large cohort of patients with Parkinson's disease on disease burden, etiology, early-markers and co-morbidity. The cohort was derived through a drugs-purchased dataset that was linked to clinical and administrative databases.

In the area of environmental epidemiology, we study the short term effects of air pollution on adverse health outcomes such as birth-defects, emergency-room visits and mortality. We also evaluate vulnerability to air pollution hazards of specific sub-groups such as subjects with diabetes. In light of global climate changes, we study the short-term effects of ambient temperature on mortality and on the occurrence of food-borne diseases. These studies involve a temporal/spatial analysis.

## Publications

Sade M, Zlotnik Y, Kloog I, Novack V, **Peretz C**, Ifergane G. Parkinson's Disease Prevalence and Proximity to Agricultural Cultivated Fields. *Yitshak. Parkinsons Dis.* 2015;2015:576564.

Khamis S, Dar G, **Peretz C**, Yizhar Z. The Relationship Between Foot and Pelvic Alignment While Standing. *J Hum Kinet.* 2015;46:85-97.

**Peretz C**, Gurel R, Rozani V, Gurevich T, El-Ad B, Tsamir J, Giladi N. Cancer incidence among Parkinson's disease patients in a 10-yr time-window around disease onset: A large-scale cohort study. *Parkinsonism Relat Disord.* 2016;28:68-72.

Levcovich A, Lazarovitch T, Moran-Gilad J, **Peretz C**, Yakunin E, Valinsky L, Weinberger M. Complex clinical and microbiological effects on Legionnaires' disease outcome; A retrospective cohort study. *BMC Infect Dis.* 2016;16:75.

**Peretz C**, Segev H, Rozani V, Gurevich T, El-Ad B, Tsamir J, Giladi N. Comparison of Selegiline and Rasagiline Therapies in Parkinson Disease: A Real-life Study. *Clin Neuropharmacol.* 2016

Zitser J, **Peretz C**, Ber David A, Shabtai H, Ezra A, Kestenbaum M, Brozgol M, Rosenberg A, Herman T, Balash Y, Gadoth A, Thaler A, Stebbins GT, Goetz CG, Tilley BC, Luo ST, Liu Y, Giladi N, Gurevich T. Validation of the Hebrew version of the Movement Disorder Society-Unified Parkinson's Disease Rating Scale. *Parkinsonism Relat Disord.* 2017;pii: S1353-8020(17)30341-3.

Zitser J, Thaler A, Inbar N, Gad A, Faust-Socher A, Paleacu D, Anca-Herschkovitch M, Balash Y, Shabtai H, Ash EL, Merkin L, Manor Y, Kestenbaum M, Bar David A, **Peretz C**, Naiman T, Bar-Shira A, Orr-Urtreger A, Dangoor N, Giladi N, Gurevich T. Two ethnic clusters with Huntington Disease in Israel: The case of Mountain Jews and Karaites. *Neurodegener Dis.* 2017;17:281-285.

Rozani V, Giladi N, El-Ad B, Gurevich T, Tsamir J, Hemo B, **Peretz C**. Statin adherence and the risk of Parkinson's disease: A population-based cohort study. *PLoS One.* 2017;12:e0175054.

Rozani V, Gurevich T, Giladi N, El-Ad B, Tsamir J, Hemo B, **Peretz C**. Higher serum cholesterol and decreased Parkinson's disease risk: A statin-free cohort study. *Mov Disord.* 2018;33:1298-1305.

Rosenberg A, Weinberger M, Paz S, Valinsky L, Agmon V, **Peretz C**. Ambient temperature and age-related notified *Campylobacter* infection in Israel: A 12-year time series study. *Environ Res.* 2018;164:539-545.



## Prof. Laura (Leah) J. Rosen Ph.D.

Department of Health Promotion  
School of Public Health  
Sackler Faculty of Medicine



Email: [rosenl@post.tau.ac.il](mailto:rosenl@post.tau.ac.il)

# Improving Public Health, and Control Tobacco Use and Exposure

## Positions

Associate Professor Sackler Faculty of Medicine

Chair, Dept. of Health Promotion, School of Public Health

Affiliated Faculty, Harvard Global Center for Tobacco Control

Appointed Member, Israel Public Committee for Reduction of Tobacco Use and Damage

Temporary Adviser, European Advisory Council on Health Research (EACHr), World Health Organization

External Steering Committee Member, World Health Organization EvipNet

## Research

Our primary goal is to contribute to public health, at the national and global levels, through conducting research, advancing public health research methods and evidence-based health policy, and teaching and mentoring students. We focus on methodological issues of public health and health promotion research,

including understanding and improving the evidence base for public health policy, systematic reviews, and rigorous evaluation of health promotion interventions.

Our main substantive research interest is tobacco, one of the major public health problems of our time. This includes the epidemiology of tobacco use, exposure, and harm, with a focus on the Israeli context; and development and evaluation of intervention programs and strategies to reduce tobacco use and exposure at the individual, local, and national levels. Specific research projects include: monitoring and evaluation of the recent governmentally-approved National Tobacco Control Plan; development of an intervention to protect young children from tobacco smoke exposure; understanding tobacco use initiation among youth; research on changes in tobacco use during Israeli military service, the study of smoking cessation among adults, research on the exposure of the Israeli public to tobacco smoke, and understanding public and policy-maker attitudes towards governmental intervention for tobacco control.



## Publications

**Rosen LJ**, Tillinger E, Guttman N, Rosenblat S, Zucker DM, Stillman F, Myers V. Parental receptivity to child biomarker testing for tobacco smoke exposure: A qualitative study. *Patient Educ Couns*. 2015;98(11):1439-45.

**Rosen LJ**, Myers V, Winickoff JP, Kott J. Effectiveness of interventions to reduce tobacco smoke pollution in homes: a systematic review and meta-analysis. *Int J Environ Res Public Health*. 2015;12:16043-59.

**Rosen L**, Kostjukovsky I. Parental risk perceptions of child exposure to tobacco smoke. *BMC Public Health* 2015;15:90.

**Rosen L**, Zucker D, Hovell M, Brown N, Ram A, Myers V. Feasibility of measuring tobacco smoke air pollution in homes: report from a pilot study. *Int. J. Environ. Res. Public Health* 2015; 12:15129-15142.

**Rosen L**, Suhami R. The art and science of study identification: A comparative analysis of two systematic reviews. *BMC Med. Res. Methodol*. 2016;16:24.

Luntungan N, Byron, MJ, Hovell M, **Rosen, L**, Anggraini, A, Rees V. Children's exposure to secondhand smoke during Ramadan in Jakarta, Indonesia. *Int. J. Environ. Res. Public Health* 2016, 13, 952.

Levy D, Abrams D, Levy J, **Rosen L**. Complying with the framework convention for tobacco control: an application of the abridged SimSmoke model to Israel. *Israel J Health Policy Res*. In press.

**Rosen LJ**, Lev E, Guttman N, Tillinger E, Rosenblat S, Zucker DM, Myers V. Parental perceptions and misconceptions of child tobacco smoke exposure. *Nicotine Tob Res*. 2017;doi: 10.1093/ntr/ntx169

Zarka S, Levine H, Rozhavski V, Sela T, Bar-Ze'ev Y, Molina-Hazan V, **Rosen LJ**. Smoking behavior

change during compulsory military service in Israel, 1987-2011. *Nicotine Tob Res*. 2017;19:1322-1329.

**Rosen L**, Guttman N, Myers V, Brown N, Ram A, Hovell M, Breysse P, Rule A, Berkovitch M, Zucker D. Protecting young children from tobacco smoke exposure: A pilot study of project zero exposure. *Pediatrics* 2018;141:S107-116.

**Rosen L**, Galili T, Kott J, Goodman M, Freedman L. Diminishing effect of smoking cessation medications during the first year: A meta-analysis of randomized controlled trials. *Addiction* 2018;113(5):805-816.

Berman T, Mery N, Keinan-Boker L, Shimony T, Goldsmith R, Geva H, Barnett-Itzhaki Z., **Rosen L**. Exposure to environmental tobacco smoke in non-smoking adults in Israel. *Israel Journal of Health Policy Research* 2018;7:33.

Myers V, Shiloh S, **Rosen L**. Parental perceptions of children's exposure to tobacco smoke: Development and validation of a new measure. *BMC Public Health*. Accepted for publication.

**Rosen L**, Kislev S. The IQOS Campaign in Israel. *Tobacco Control, Special Supplement on Heated Tobacco Products*. In press.

Berman T, Barnett-Itzhaki Z, Axelrod R, Keinan-Boker L, Shimony T, Goldsmith R, Göen T, **Rosen L**. socioeconomic inequalities in exposure to environmental tobacco smoke in children in Israel: Results of the second Israel biomonitoring survey. *Accepted for publication*.

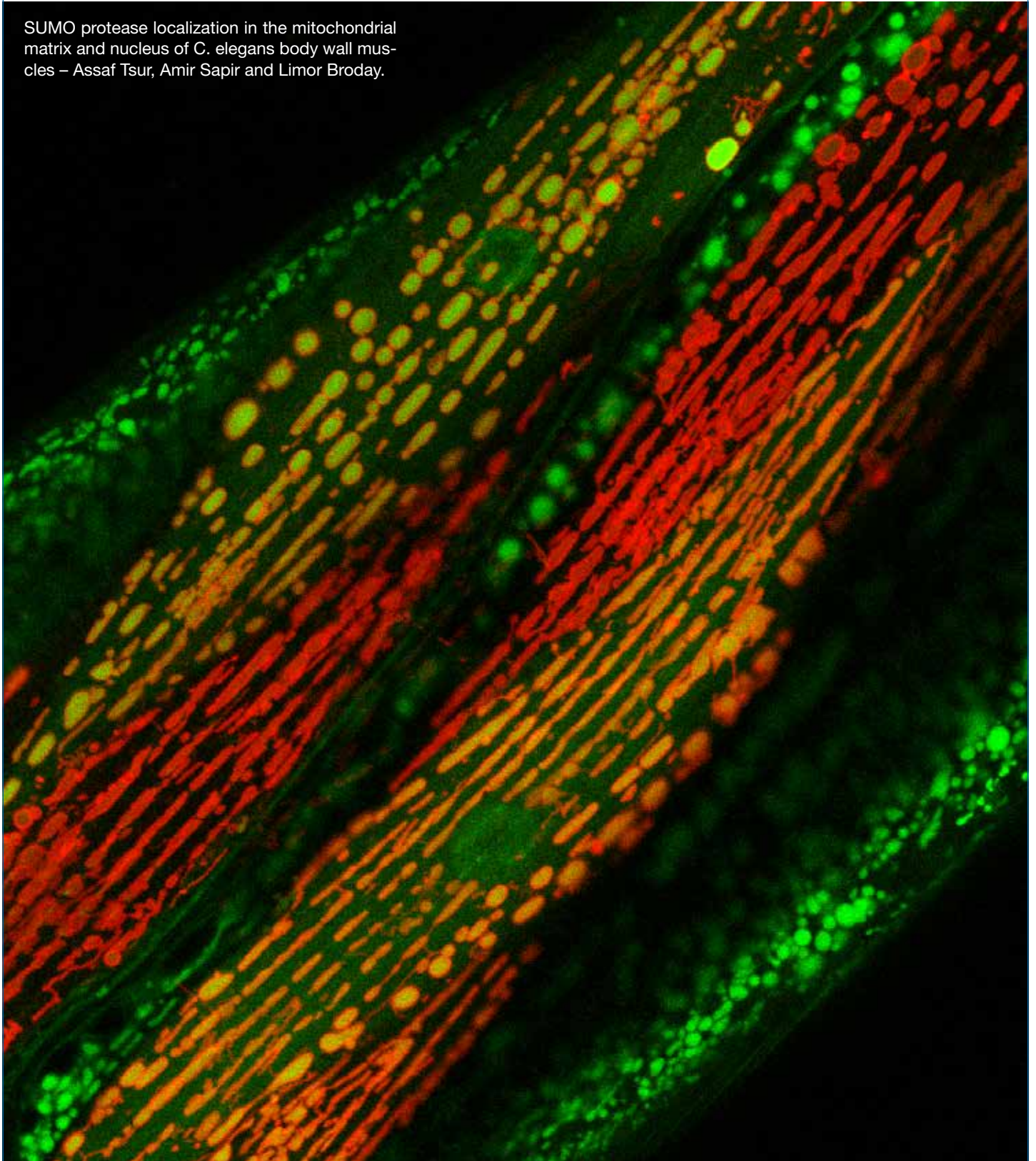
## Reviews and Chapters

**Rosen LJ**, Peled-Raz M. Tobacco policy in Israel: 1948-2014 and beyond. *Isr J Health Policy Res*. 2015;4:12.



# Reproduction, Development and Evolution

SUMO protease localization in the mitochondrial matrix and nucleus of *C. elegans* body wall muscles – Assaf Tsur, Amir Sapir and Limor Broday.





Dr. Limor Broday, Ph.D.

Department of Cell and  
Developmental Biology  
Sackler Faculty of Medicine



TEL AVIV UNIVERSITY



Email: broday@post.tau.ac.il

## Molecular Analysis of Ubiquitin and SUMO Pathways in the *C. Elegans* Model

### Position

Senior Lecturer, Sackler Faculty of Medicine

### Research

Protein modifications by ubiquitin and ubiquitin-like proteins are essential for many cellular regulatory mechanisms. De-regulation of such processes is a cause for many human diseases. The main objective of our research is to understand, at a mechanistic and molecular level, how these processes are regulated. We use the nematode *C. elegans* as a model system to analyze various elements of the ubiquitin and ubiquitin-like system

Current lab projects:

Regulation of morphogenetic processes by SUMO (small ubiquitin-like modifier)

The role of E3 ubiquitin ligases in normal development and under cellular stress conditions

### Publications

Tsur, A., Bening Ab-Shach, U., and **Broday, L.** 2015. ULP-2 SUMO protease regulates E-cadherin recruitment to adherens junctions. *Developmental Cell*. 35:1-15, 2015. *Preview: Adhesion with a SUMO*. *Developmental Cell*. 35, 2015. *Featured in Research Highlight: SUMO controls a tug of war at junctions*. *Nature Rev. Mol. Cell. Biol.* 16:641, 2015.

Sagi D, Rak R, Gingold H, Adir I, Maayan G, Dahan O, **Broday L**, Pilpel Y, Rechavi O. 2016. Tissue- and time-specific expression of otherwise identical tRNA genes. *PLoS Genet.* 25;12(8):e1006264.

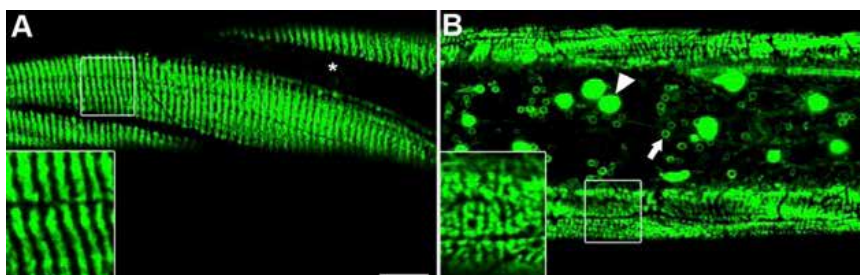
Surana, P., Gowda, C., Tripathi, V., **Broday, L.**, and Das, R. Structural and functional analysis of SMO-1, the SUMO homolog in *Caenorhabditis elegans*. *PLoS One*. 2017

Savion N, Levine A, Kotev-Emeth S, Bening Abu-Shach U, **Broday L.** S-allylmercapto-N-acetylcysteine protects against oxidative stress and extends lifespan in *Caenorhabditis elegans*. *PLoS One*. 2018;13:e0194780.

Thiruvalluvan M, Barghouth PG, Tsur A, **Broday L**, Oviedo NJ. SUMOylation controls stem cell proliferation and regional cell death through Hedgehog signaling in planarians. *Cell Mol Life Sci.* 2018;75:1285-1301.

### Reviews

**Broday L.** 2017. The SUMO system in *Caenorhabditis elegans* development. *Int J Dev Biol.* 6:159-164.



(A) Organization of the *C. elegans* epidermal intermediate filament protein IFB-1 in circumferential bands in wild-type animal. (B) Abnormal filaments and formation of inclusions in *smo-1* deleted worms.





Prof. Yankel Gabet, D.M.D., Ph.D.

Department of Anatomy & Anthropology  
Sackler Faculty of Medicine



E-mail: [yankel@post.tau.ac.il](mailto:yankel@post.tau.ac.il)

## Genetic and Hormonal Regulation of Bone Metabolism

### Position

Associate Professor, Sackler Faculty of Medicine  
Chair, Department of Anatomy & Anthropology

### Research

**Genetics:** Our laboratory focuses on the genetic and hormonal regulation of bone remodeling, microarchitecture and strength. These traits have a high degree of heritability, and one aspect of our research is to characterize new genetic determinants of bone remodeling as well as elucidate the mechanism of action of selected genes. Our GWAS confirmed the role of AVP (vasopressin) and OXT (precursor of oxytocin) in bone and identified for the first time *Rhbd2* as a significant determinant of bone structure.

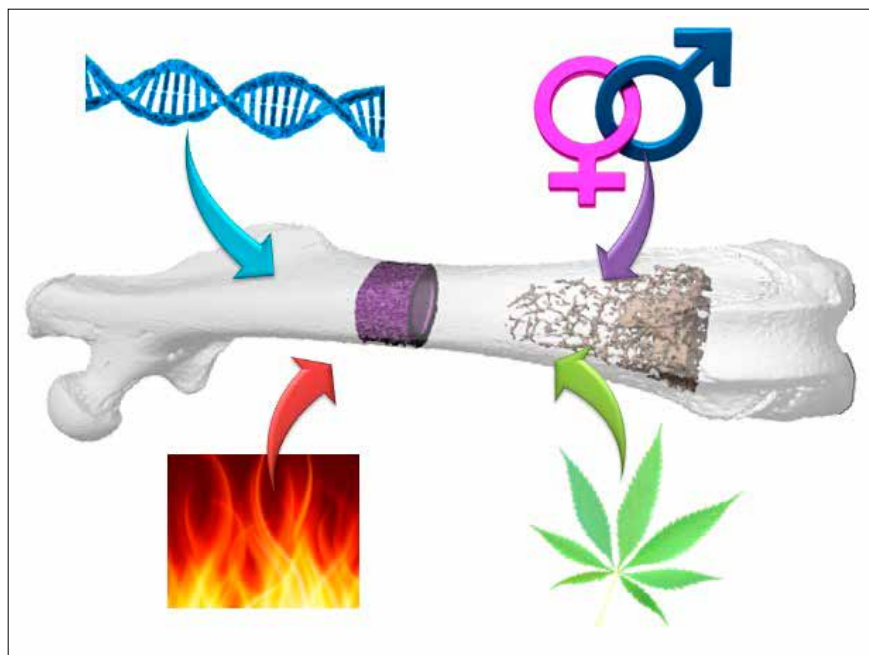
**Sex hormones:** We investigate the actions of sex hormones with an emphasis on the skeletal

dimorphism between males and females, and their interaction with other genes and transcription factors.

**Erythropoietin:** Epo is the main hormone that regulates blood cells production. We investigated the role of Epo in bone remodeling in general and on the bone cells in particular.

**Inflammation-induced osteolysis:** Today, most dental implants undergo surface roughening to enhance osseointegration. However, ultrasonic scaling performed routinely for oral hygiene releases particles from titanium implants. We found that these particles stimulate the secretion of inflammatory cytokines and induce osteoclastogenesis in vitro and in vivo.

**Cannabinoids:** Cannabis-derived and endogenous cannabinoids are important regulators of bone cells. We investigate the beneficial actions of cannabinoids in bone fracture healing, osteoporosis, Osteogenesis Imperfecta, and inflammation-induced bone destruction.



Regulation of bone turnover and microstructure by genetic determinants, inflammation, sex hormones and cannabis/endocannabinoids.

Recently, we started investigating a possible role for endocannabinoids in the regulation of immune cells by bone cells.

### Publications

Hiram-Bab S, Liron T, Deshet-Unger N, Mittelman M, Gassmann M, Rauner M, Franke K, Wielockx B, Neumann D, **Gabet Y**. (2015) Erythropoietin directly stimulates osteoclast precursors and induces bone loss. *FASEB J*. 29(5):1890-900.

Martin A, Xiong J, Koromila T, Chang S, Song YS, Krum SA, **Gabet Y**, Frenkel B. (2015) Estrogens Antagonize RUNX2-Mediated Osteoblast-Driven Osteoclastogenesis Through Regulating RANKL Membrane Association. *Bone*, 75:96-104.

Elsner JJ, Shemesh M, Shefy-Peleg A, **Gabet Y**, Zylberberg E, Linder-Ganz E. (2015) Quantification of in vitro wear of a synthetic meniscus implant using gravimetric and micro-CT measurements. *J Mech Behav Biomed Mater.*, 49:310-320.

Kogan NM, Bajayo A, Wasserman E, Raphael B, Breuer A, Stok KS, Villarreal Escudero AV, Sondergaard R, Attar-Namdar M, Friedlander-Barenboim S, Mechoulam R, Müller R, Melamed E, **Gabet Y\***, Bab I\*. (2015) Cannabidiol, a major non-psychoactive cannabis constituent enhances fracture healing and stimulates lysyl hydroxylase activity in osteoblasts. *J Bone Min Res*. 30(10):1905-1913. \* Equal contribution, corresponding author

Barak S, Iezzi G, Neuman M, Piattelli A, Perrotti V, **Gabet Y**. (2016) A new device for improving dental implants anchorage: a histological and microcomputed tomography study in the rabbit. *Clinical Oral Implants Research*, 27(8):935-42.

Garfinkel BP, Arad S, Le PT, Bustin M, Rosen CJ, **Gabet Y\***, Orly J\*. (2015) Proportionate dwarfism in mice lacking heterochromatin protein 1 binding protein 3 (HP1BP3) is associated with alterations in the endocrine IGF-1 pathway. *Endocrinology*. 156(12):4558-70.

#### \* Equal contribution

Hershkovitz I, Weber GW, Fornai C, Gopher A, Barkai R, Slon V, Quam R, **Gabet Y** and Sarig R. (2015) New Middle Pleistocene dental remains from Qesem Cave (Israel). *Quaternary International*; 398, 148-158.

Levy R, Mott RF, Iraqi FA, **Gabet Y**. Collaborative Cross Mice in a Genetic Association Study Reveal New Candidate Genes for Bone Microarchitecture. (2015) *BMC genomics*; 16(1):1013.

Raphael B, **Gabet Y**. (2015) The skeletal endocannabinoid system: clinical and experimental insights. *Journal of Basic and Clinical Physiology and Pharmacology (JBCPP)*; 27 (3), 237-245.

Hiram-Bab S, Neumann N, **Gabet Y**. (2016) Erythropoietin in bone – Controversies and consensus. *Cytokine*. pii: S1043-4666(16)30008-4.

Bell RE, Golan T, Sheinboim D, Malcov H, Amar D, Salamon A, Liron T, Gelfman S, **Gabet Y**, Shamir R, Levy C. (2016) Enhancer methylation dynamics contribute to cancer plasticity and patient mortality. *Genome Research*; 26(5):601-11.

Raygorodskaya M, **Gabet Y**, Shochat C, Kobylansky E, Torchinsky A, Karasik D. (2016) Intrauterine stress induces bone loss in adult offspring of C3H/HeJ mice having high bone mass phenotype but not C57BL/6J mice with low bone mass phenotype. *Bone*; 87, 114-119.

Masarwi M, **Gabet Y**, Dolkart O, Brosh T, Shamir R, Phillip M, Gat-Yablonski G. (2016) Skeletal effect of casein and whey protein intake during catch-up growth in young male Sprague-Dawley rats. *Br J Nutr*. 116(1):59-69.

**Gabet Y**, Bab I. (2016) A Validated Method for Titanium Implant Anchorage Analysis using MicroCT and Biomechanical Testing. *Adv Tech Biol Med* 4:180. doi: 10.4172/2379-1764.1000180.

Deshet-Unger N, Hiram-Bab S, Haim-Ohana Y, Mittelman M, **Gabet Y\***, Neumann D\*. (2016) Erythropoietin treatment in murine multiple myeloma: immune gain and bone loss. *Scientific Reports*, 6:30998. doi: 10.1038/srep30998.

#### \* Equal contribution

Rauner M, Franke K, Murray M, Singh RP, Hiram-Bab S, Platzbecker U, Gassmann M, Socolovsky M, Neumann D, **Gabet Y**, Chavakis T, Hofbauer LC, Wielockx B. (2016) Increased EPO Levels Are Associated with Bone Loss in Mice Lacking PHD2 in EPO-Producing Cells. *J Bone Miner Res*, 31(10):1877-87.

Eger M, Sterer N, Liron T, Kohavi D, **Gabet Y**. (2017) Scaling of titanium implants entrains inflammation-induced osteolysis. *Scientific Reports*, 7:39612. doi: 10.1038/srep39612.

Martin A, Yu J, Xiong J, Khalid AB, Katzenellenbogen B, Kim SH, Katzenellenbogen JA, Malaivijitnond S, **Gabet Y**, Krum SA, Frenkel B. (2017) Estrogens and Androgens Inhibit Association of RANKL with the Pre-Osteoblast Membrane through Post-Translational Mechanisms. *J Cell Physiol*. doi: 10.1002/jcp.25862.



Gozes I, Van Dijck A, Hacoheh Kleiman G, Karmon G, Giladi E, Eger M, **Gabet Y**, Pasmanik-Chor M, Cappuyns E, Elpeleg O, Kooy RF, Bedrosian Sermone S. (2017) Premature Primary Tooth Eruption in Cognitive/Motor Delayed ADNP-Mutated Children. *Translational Psychiatry*, 7(2):e1043.

Liron T, Raphael B, Hiram-Bab S, Bab IA, **Gabet Y**. (2018) Bone Loss in C57BL/6J-OlaHsd Mice, a Substrain of C57BL/6J Carrying Mutated Alpha-Synuclein and Multimerin-1 Genes. *J Cell Physiol*. doi: 10.1002/jcp.25895.

van den Bosch MH, Blom AB, Kram V, Maeda A, Sikka S, **Gabet Y**, Kilts TM, van den Berg WB, van Lent PL, van der Kraan PM, Young MF. (2017) WISP1/CCN4 aggravates cartilage degeneration in experimental osteoarthritis. *Osteoarthritis Cartilage*. 25(11):1900-1911. doi: 10.1016/j.joca.2017.07.012.

Bar-Maisels M, **Gabet Y**, Shamir R, Hiram-Bab S, Pasmanik-Chor M, Phillip M, Bar-Yoseph F, Gat-Yablonski G. (2017) Beta palmitate improves length and quality during catch-up growth in young rats. *Nutrients*, 9(7). pii: E764. doi: 10.3390/nu9070764.

Hiram-Bab S, Neumann D, **Gabet Y**. (2017) Context-Dependent Skeletal Effects of Erythropoietin. *Vitam Horm*. 105, 161-179. doi: 10.1016/bs.vh.2017.02.003.

Gilboa D, Haim-Ohana Y, Deshet-Unger N, Ben-Califa N, Hiram-Bab S, Reuveni D, Zigmond E, Gassmann M, **Gabet Y**, Varol C, Neumann D. (2017) Erythropoietin enhances Kupffer cell number and activity in the challenged liver. *Scientific Reports*. 7(1):10379. doi: 10.1038/s41598-017-11082.

Vinik Y, Shatz-Azoulay H, Hiram-Bab S, Kandel L, **Gabet Y**, Rivkin G, Zick Y. (2017) Ablation of the mammalian lectin galectin-8 induces bone defects

in mice. *FASEB J*. pii: fj.201700716R. doi: 10.1096/fj.201700716R (ePub).

Schreiber S, Bader M, Lenchinski T, Meningher I, Rubovitch V, Katz Y, Cohen E, **Gabet Y**, Rotenberg M, Wolf E, Pick CG. (2018) Functional effects of synthetic cannabinoids vs.  $\Delta 9$ -THC in mice on body temperature, nociceptive threshold, anxiety, cognition, locomotor/exploratory parameters, and depression. *Addiction Biology*, doi: 10.1111/adb.12606.

Amzaleg A, Ji J, Kittivanichkul D, Törnqvist AE, Windahl S, Sabag E, Khalid AB, Sternberg H, West M, Katzenellenbogen JA, Krum SA, Chimge N-O, Schones DE, **Gabet Y**, Ohlsson C, Frenkel B. Estrogens and selective estrogen receptor modulators differentially antagonize Runx2 in ST2 mesenchymal progenitor cells. *J Steroid Biochem Mol Biol*, doi: 10.1016/j.jsbmb.2018.05.002.

Khajuria DK, Raygorodskaya M, Kobylansky E, **Gabet Y**, Hiram-Bab S, Shochat C, Karasik D. (2018) Evaluation of the long-term skeletal effect induced by teratogen 5-aza-2'-deoxycytidine on offspring of high (C3H/HeJ) and low (C57BL/6J) bone mass phenotype mice. *Bone Reports in press*

#### Grants

- |           |                                   |
|-----------|-----------------------------------|
| 2015-2018 | Industry-sponsored research       |
| 2016-2018 | Israel Cancer Association (co-PI) |
| 2017-2021 | German-Israel Foundation          |
| 2017-2021 | Israel Science Foundation         |
| 2018-2021 | German-Israeli Foundation (GIF)   |



## Prof. Israel Hershkovitz, Ph.D.

Department of Anatomy and Anthropology  
Sackler Faculty of Medicine



Email:anatom2@post.tau.ac.il

# Evolutionary Medicine, Paleopathology and Bio-history

## Position

Professor Emeritus

Director, The Shmunis Family Anthropology Institute  
Professor, Sackler Faculty of Medicine

Head, Dan David Laboratory for the Search and  
Study of Modern Humans

Director, Tassia and Joseph Meychan Chair for the  
History and Philosophy of Medicine

## Research

**Biohistory:** The social and biological impact the transition from foraging and hunting to farming had on human populations. Although a rapid event in human evolution, the 'agriculture revolution' was the most significant cultural process in human history, something that forever changed the face of humanity (culturally and biologically). Unlike many other paleoanthropological studies, we adopt an 'osteobiographic' approach, i.e., life history as recorded in bones. The study is based on several hundreds of Natufian and Neolithic skeletons (large portion of them were excavated by the team), housed at Tel Aviv University. The study, besides traditional methods, applies new methods and technologies as CT, Micro-CT, SEM, Histochemistry, aDNA, Isotope analyses.

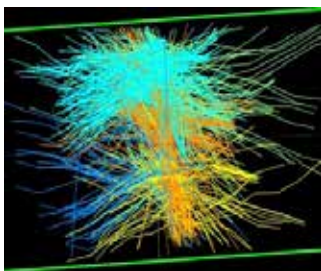
**Human evolution:** Searching for the origin of anatomically modern humans. The origin of anatomically modern *Homo sapiens* and the fate of the Neanderthals have been fundamental questions in human evolutionary studies for over a century. New fossils excavated at Qesem, Misliya and Manot caves, may shed light on the above questions.

**Evolutionary medicine:** This section is divided into three topics: 1) Establishing valid methods for identifying diseases in ancient bones, 2) Identifying diseases in the fossil record, 3) Evolutionary perspective of current diseases.

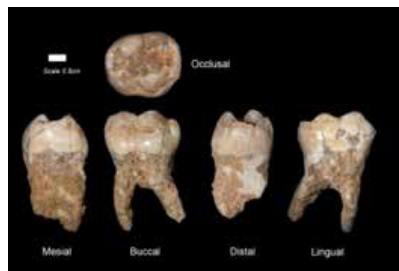
## Publications

**Hershkovitz I**, Marder O, Ayalon A, Bar-Matthews M, Yasur G, Boaretto E, Caracuta V, Alex B, Frumkin A, Goder-Goldberger M, Gunz P, Holloway RL, Latimer B, Lavi R, Matthews A, Slon V, Mayer DB, Berna F, Bar-Oz G, Yeshurun R, May H, Hans MG, Weber GW, Barzilai O. Levantine cranium from Manot Cave (Israel) foreshadows the first European modern humans. *Nature*. 520(7546):216-9, 2015.

**Hershkovitz I**, Donoghue HD, Minnikin DE, May H, Lee OY, Feldman M, Galili E, Spigelman M, Rothschild BM, Bar-Gal GK. Tuberculosis origin: The Neolithic scenario. *Tuberculosis (Edinb)*. 95 Suppl 1:S122-6, 2015.



3D reconstruction of the annulus fibrosus, MRI study. Disc herniation project.



Teeth from Qesem cave 300,000 years. Modern human origin project.



Hyperostosis frontalis interna (HFI) identified via CT and direct observation (skeletal).

- Slon V, Stein D, Cohen H, Sella-Tunis T, May H, **Hershkovitz I**. Vertebral hemangiomas: their demographical characteristics, location along the spine and position within the vertebral body. *Eur Spine J*. 24(10):2189-95, 2015.
- Sarig R, **Hershkovitz I**, Shpack N, May H, Vardimon AD. Rate and pattern of interproximal dental attrition. *Eur J Oral Sci*. 123(4):276-81, 2015.
- Hay O, Dar G, Abbas J, Stein D, May H, Masharawi Y, Peled N, **Hershkovitz I**. The lumbar lordosis in males and females, revisited. *PLoS One*. 10(8):e0133685, 2015.
- Cohen H, Kugel C, May H, Medlej B, Stein D, Slon V, **Hershkovitz I**, Brosh T. The impact velocity and bone fracture pattern: Forensic perspective. *Forensic Sci Int*. 7;266:54-62, 2016.
- Abbas J, Slon V, May H, Peled N, **Hershkovitz I**, Hamoud K. Paraspinal muscles density: a marker for degenerative lumbar spinal stenosis? *BMC Musculoskelet Disord*. 17:422, 2016.
- Alex B, Barzilai O, **Hershkovitz I**, Marder O, Berna F, Caracuta V, Abulafia T, Davis L, Goder-Goldberger M, Lavi R, Mintz E, Regev L, Bar-Yosef Mayer D, Tejero JM, Yeshurun R, Ayalon A, Bar-Matthews M, Yasur G, Frumkin A, Latimer B, Hans MG, Boaretto E. Radiocarbon chronology of Manot Cave, Israel and Upper Paleolithic dispersals. *Sci Adv*. 3:e1701450, 2017.
- Cohen H, Kugel C, May H, Medlej B, Stein D, Slon V, Brosh T, **Hershkovitz I**. The influence of impact direction and axial loading on the bone fracture pattern. *Forensic Sci Int*. 277:197-206, 2017.
- Abbas J, Slon V, Stein D, Peled N, **Hershkovitz I**, Hamoud K. In the quest for degenerative lumbar spinal stenosis etiology: the Schmorl's nodes model. *BMC Musculoskelet Disord*. 18:164, 2017.
- Cohen H, Kugel C, May H, Medlej B, Stein D, Slon V, Brosh T, **Hershkovitz I**. The effect of impact tool geometry and soft material covering on long bone fracture patterns in children. *Int J Legal Med*. 131:1011-1021, 2017.
- Steinberg N, Tenenbaum S, **Hershkovitz I**, Zeev A, Siev-Ner I. Lower extremity and spine characteristics in young dancers with and without patellofemoral pain. *Res Sports Med*. 25:166-180, 2017.
- Ezra D, Masharawi Y, Salame K, Slon V, Alperovitch-Najenson D, **Hershkovitz I**. Demographic aspects in cervical vertebral bodies' size and shape (C3-C7): a skeletal study. *Spine J*. 17:135-142, 2017.
- Cohen H, Kugel C, May H, Medlej B, Stein D, Slon V, Brosh T, **Hershkovitz I**. The influence of impact direction and axial loading on the bone fracture pattern. *Forensic Sci Int*. 277:197-206, 2017.
- Hershkovitz, I.**, Latimer, B., Barzilai, O., & Marder, O. (2017). Manot 1 calvaria and recent modern human evolution: an anthropological perspective. *Bulletins et mémoires de la Société d'anthropologie de Paris*, 1-12.
- Zohar, I., Dayan, T., Goren, M., Nadel, D., **Hershkovitz, I.** (2018). Opportunism or aquatic specialization? Evidence of freshwater fish exploitation at Ohalo II – A waterlogged Upper Paleolithic site. *PLOS One* 13(6) e0198747.
- Hershkovitz, I.**, Weber, G. W., Quam, R., Duval, M., Grün, R., Kinsley, L., Ayalon, A., Bar-Matthews, M., Valladas, H., ...& Weinstein-Evron, M. (2018). The earliest modern humans outside Africa. *Science*, 359(6374), 456-459.

#### Grants

- |           |                        |
|-----------|------------------------|
| 2018-2019 | Leakey Foundation      |
| 2018-2019 | Wenner Gren Foundation |
| 2016-2019 | Dan David Foundation   |



Prof. Michael M. Kozlov, Ph.D.

Department of Physiology and Pharmacology  
Sackler Faculty of Medicine



E-mail: michk@post.tau.ac.il

# Theoretical Biophysics of Membranes and Cytoskeleton

## Position

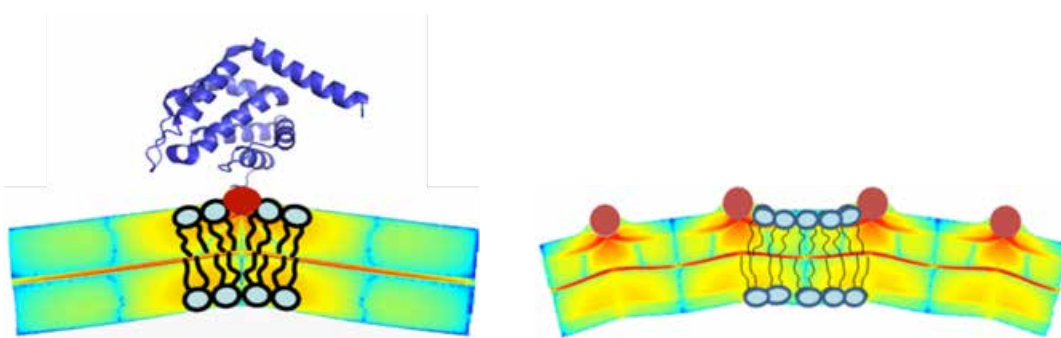
Professor, Sackler Faculty of Medicine  
Joseph Klaffer Chair in Biophysics

## Research

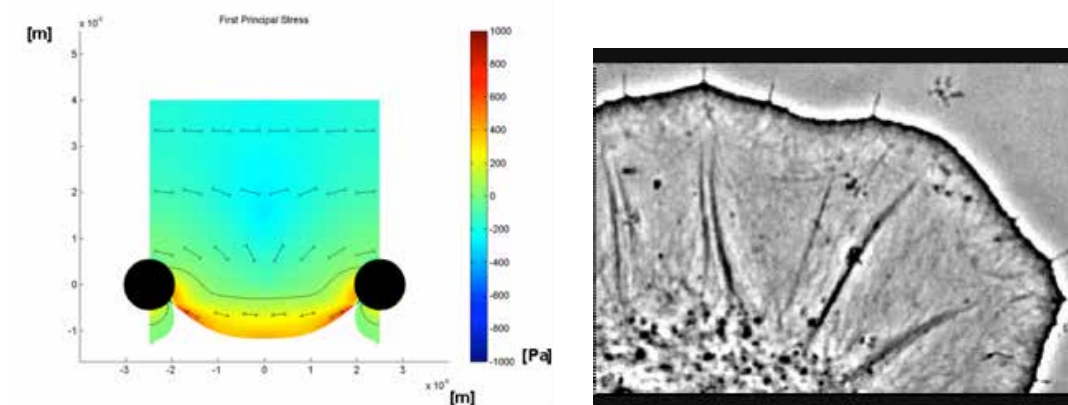
We model the mechanisms of shaping and remodeling of intracellular membranes by specialized proteins that includes generation of large membrane curvatures, membrane fission and fusion. Our goal is to reveal the common mechanistic themes in the function of membrane shaping proteins acting in different intracellular systems. In this way, we hope to be able to understand whether every stage of membrane

shaping needs a special protein or the same protein machinery can enable both membrane curvature generation and fission and/or fusion. Specifically, we model the action of BAR domain proteins, Epsins and Dynamins in endocytosis, Reticulons and their partners in shaping the Endoplasmic Reticulum, and ESCRT-III complexes in fission of cytokinetic tubes.

We model the mechanisms underlying the dynamic organization of the actin cytoskeleton and the system of cell adhesion in polarizing and moving cells. Our major goal is to understand the mechanosensitivity of the cytoskeletal systems and its role in the system temporal rearrangements and steady-state structures.



Computational results for membrane curvature generation by amphipathic N-terminal helices of N-BAR domains, ENTH domains and small G-proteins.



Computational modeling of lamellipodium boundary formation resulting from actin-focal adhesion interaction (left), the phenomenon observed in moving fibroblasts (right, courtesy of A. Verkhovsky).



## Publications

Y. Schweitzer, T. Shemesh, **M.M. Kozlov**. A model for shaping membrane sheets by protein scaffolds. *Biophys. J.* 109:564-573, 2015.

A.D. Lieber, Y. Schweitzer, **M.M. Kozlov**, K. Keren. Front-to-rear membrane tension gradient in rapidly moving cells. *Biophys. J.* 108:1599-1603, 2015.

Y.H. Tee, T. Shemesh, V. Thiagarajan, R.F. Hariadi, K.L. Anderson, C. Page, N. Volkmann, D. Hanein, S. Sivaramakrishnan, **M.M. Kozlov**, A.D. Bershadsky. Cellular chirality arising from the self-organization of the actin cytoskeleton. *Nature Cell Biol.* 17:445-457, 2015.

Y. Schweitzer, **M.M. Kozlov**. Membrane-mediated interaction between strongly anisotropic protein scaffolds. *PLoS Comp. Biol.* 11:2 e1004054, 2015.

U. Manor, S. Bartholomew, G. Golani, E. Christenson, **M. Kozlov**, H. Higgs, J. Spudich, J. Lippincott-Schwartz. A mitochondria-anchored isoform of the actin-nucleating spire protein regulates mitochondrial division. *eLife*: doi: 10.7554/eLife.08828, 2015.

Yu M, Yuan X, Lu C, Le S, Kawamura R, Efremov AK, Zhao Z, **Kozlov MM**, Sheetz M, Bershadsky A, Yan J.

mDia1 senses both force and torque during F-actin filament polymerization. *Nat Commun.* 8:1650, 2017.

Hirama T, Lu SM, Kay JG, Maekawa M, **Kozlov MM**, Grinstein S, Fairn GD. Membrane curvature induced by proximity of anionic phospholipids can initiate endocytosis. *Nat Commun.* 8:1393, 2017.

Campelo F, van Galen J, Turacchio G, Parashuraman S, **Kozlov MM**, García-Parajo MF, Malhotra V. Sphingomyelin metabolism controls the shape and function of the Golgi cisternae 2017, 6:e24603..

## Reviews

**M.M. Kozlov**, L.V. Chernomordik. Membrane tension and membrane fusion. *Curr. Opin. Struct. Biol.* 33:61-67, 2015.

L.V. Chernomordik, **M.M. Kozlov**. Myoblast fusion: playing hard to get. *Dev. Cell.* 32(5): 529-530, 2015.

**M.M. Kozlov**, W. Weissenhorn, P. Bassereau. Membrane remodeling: theoretical principles, structures of protein scaffolds and forces involved. Ecole de Physique des Houches, E. Pebay-Peyroula, H. Nury, F. Parcy, R.W.H. Ruigrok, C.Ziegler, L.F. Cuglindolo eds., Oxford University Press, 287-331, 2016.



**Dr. Hila May, Ph.D.**

Department of Anatomy and Anthropology  
Sackler Faculty of Medicine



mayhila@tauex.tau.ac.il  
<http://hilamaylab.wixsite.com/bem-lab>

## Laboratory for Bio-History and Evolutionary Medicine

### Position

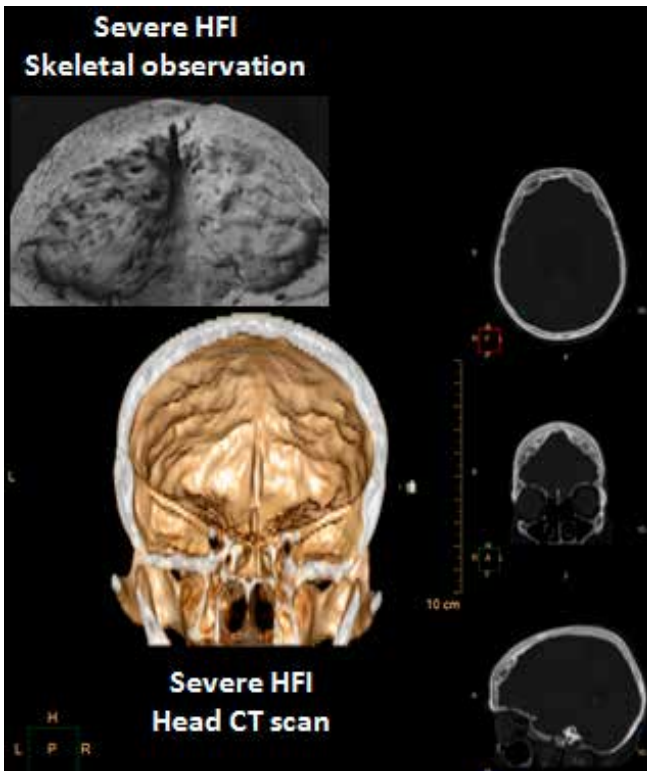
Lecturer

### Research


Inter-disciplinary laboratory focusing on two major topics: evolutionary history of anatomical systems and their impact on current population health, and reconstruction of ancient populations' daily life, based on their skeletal remains, with emphasis on the interaction between genetic and socio-cultural factors.

The bio-history study of ancient populations is based on both morphological and molecular (aDNA) methods.

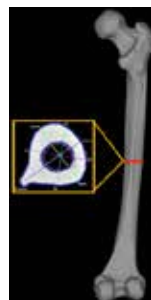
*Reconstructing past population daily life:* revealing daily activities of prehistoric and historic populations is a challenging task considering the evidence at hand (bones). Nevertheless, bones may furnish us with information otherwise not available, e.g., division of labor, social stratification, intensity of physical activities, health and nutrition, demography (sex ratio, mortality, family size, etc.). Beside traditional methods, the studies are being carried out utilizing advanced 3D analysis methods based on CT, micro-CT and 3D surface scans. The accompanied genetic studies, in addition to supporting and confirming observed pathologies in the bones, i.e., identifying pathogens suspected to cause diseases such as TB, leprosy, etc., also contribute to questions related to populations' migration from and to the Southern



Hyperostosis frontalis interna (HFI) identified via CT and direct observation (skeletal).



Geometric-morphometrics analysis of the proximal femur.



Femoral mid-shaft cross-sectional analysis of hunter-gatherer (Natufian), dated to ~15,000 years ago.

Levant, and questions related to population structure (e.g., extended family) and biological relationships between the local populations.

The evolutionary medicine studies focus on the quest for evolutionary explanations for common diseases found in modern human populations. We estimate the benefits and costs behind anatomical changes through evolution in order to better understand how compromised designs are being developed, and their outcomes (i.e., diseases).

## Publications

Hershkovitz I, Marder O, Ayalon A, Bar-Matthews M, Yasur G, Boaretto E, Caracuta V, Alex B, Frumkin A, Goder-Goldberger M, Gunz P, Holloway RL, Latimer B, Lavi R, Matthews A, Slon V, Mayer DB, Berna F, Bar-Oz G, Yeshurun R, **May H**, Hans MG, Weber GW, Barzilai O. Levantine cranium from Manot Cave (Israel) foreshadows the first European modern humans. *Nature*. 520(7546):216-9, 2015.

Hershkovitz I, Donoghue HD, Minnikin DE, **May H**, Lee OY, Feldman M, Galili E, Spigelman M, Rothschild BM, Bar-Gal GK. Tuberculosis origin: The Neolithic scenario. *Tuberculosis (Edinb)*. 95 Suppl 1:S122-6, 2015.

Slon V, Stein D, Cohen H, Sella-Tunis T, **May H**, Hershkovitz I. Vertebral hemangiomas: their demographical characteristics, location along the spine and position within the vertebral body. *Eur Spine J*. 24(10):2189-95, 2015.

Sarig R, Hershkovitz I, Shpack N, **May H**, Vardimon AD. Rate and pattern of interproximal dental attrition. *Eur J Oral Sci*. 123(4):276-81, 2015.

Hay O, Dar G, Abbas J, Stein D, **May H**, Masharawi Y, Peled N, Hershkovitz I. The lumbar lordosis in males and females, revisited. *PLoS One*. 10(8):e0133685, 2015.

**May H**, Ruff C. Physical burden and lower limb bone structure at the origin of agriculture in the Levant. *Am J Phys Anthropol*. doi: 10.1002/ajpa.23003, 2016

Cohen H, Kugel C, **May H**, Medlej B, Stein D, Slon V, Hershkovitz I, Brosh T. The impact velocity and bone fracture pattern: Forensic perspective. *Forensic Sci Int*. 7;266:54-62, 2016.

Abbas J, Slon V, **May H**, Peled N, Hershkovitz I, Hamoud K. Paraspinal muscles density: a marker for degenerative lumbar spinal stenosis? *BMC Musculoskelet Disord*. 17:422, 2016.

Cohen H, Kugel C, **May H**, Medlej B, Stein D, Slon V, Brosh T, Hershkovitz I. The influence of impact

direction and axial loading on the bone fracture pattern. *Forensic Sci Int*. 277:197-206, 2017.

Cohen H, Kugel C, **May H**, Medlej B, Stein D, Slon V, Brosh T, Hershkovitz I. The effect of impact tool geometry and soft material covering on long bone fracture patterns in children. *Int J Legal Med*. 131:1011-1021, 2017.

Tunis TS, Sarig R, Cohen H, Medlej B, Peled N, **May H**. Sex estimation using computed tomography of the mandible. *Int J Legal Med*. 131:1691-1700, 2017.

Harney É\*, **May H**\*, Shalem D, Rohland N, Mallick S, Lazaridis I, Sarig R, Stewardson K, Nordenfelt S, Patterson N, Hershkovitz I, Reich D. Ancient DNA from Chalcolithic Israel reveals the role of population mixture in cultural transformation. *Nature Comm*, 0;9:3336, 2018.

Pokhojaev A, Habashi W, **May H**, Schulz-Kornas E, Shvalb N, Sarig R. Examination of the interproximal wear mechanism: facet morphology and surface texture analysis. *J Dental Research*, 2018.

Sella-Tunis T, Pokhojaev A, Sarig R, O'Higgins P, **May H**. Human mandibular shape is associated with masticatory muscle force. *Sci Rep* 8:6042, 2018.

**May H**, Sella-Tunis T, Pokhojaev A, Peled N, Sarig R. Changes in mandible characteristics during the terminal Pleistocene to Holocene Levant and their association with dietary habits. *J Archaeol Sci Rep*, 2018.

Hershkovitz I, Weber GW, Quam R, Duval M, Grün R, Kinsley L, Ayalon A, Bar-Matthews M, Valladas H, Mercier N, Arsuaga JL, Martínón-Torres M, Bermúdez de Castro JM, Fornai C, Martín-Francés L, Sarig R, **May H**, Krenn VA, Slon V, Rodríguez L, García R, Lorenzo C, Carretero JM, Frumkin A, Shahack-Gross R, Bar-Yosef Mayer DE, Cui Y, Wu X, Peled N, Groman-Yaroslavski I, Weissbrod L, Yeshurun R, Tsatskin A, Zaidner Y, Weinstein-Evron M. The earliest modern humans outside Africa. *Science* 359:456-459, 2018.

M Feldman, E Fernández-Domínguez, L Reynolds, D Baird, J Pearson, I Hershkovitz, **H May**, N Goring-Morris, M Benz, J Gresky, R.A. Bianco, A Fairbair, G Mustafaoğlu, P.W. Stockhammer, C Posth, W Haak, C Jeong, J Krause. Late Pleistocene human genome suggests a local origin for the first farmers of central Anatolia. *Nat Commun* 10 (1), 2019.

M Edry, E Arie, **H May**, A Yasur-Landau. The Iron Age IIA Tombs of Area E, Tel Achziv: Between Local Traditions and the Consolidation of the Tyrian Polity. *IEJ* 68: 150-181, 2018.

## Grants

		2016-2019	ISF Equipment Grant
2016-2019	Israel Science Foundation: From Hunting to Farming: Exploring Micro-Evolutionary Trends in the Human Masticatory System and their Implications at the Terminal Pleistocene Levant	2018-2019	Leakey Foundation, National Geographic Foundation
		2018-2019	The Wenner-Gren Foundation
		2018-2021	Broad-ISF





## Prof. Ruth Shalgi, Ph.D.

Department of Cell and Developmental  
Biology  
Sackler Faculty of Medicine



Email: shalgir@post.tau.ac.il  
URL: www2.tau.ac.il/Person/  
medicine/researcher.as-  
p?id=abfdkogh

# Reproduction in Animal Models and in Humans

## Positions

Professor Emeritus, Sackler Faculty of Medicine

## Research

Our research focuses on Reproductive Physiology in animal models and in humans. The current research directions investigated in the laboratory are:

- The role of Fyn kinase, member of the Src family kinases, during meiosis and early events of oocyte activation, as well as in cancer cells (Figure-left panel).
- Fertility preservation – the signaling pathway leading to apoptosis in aging oocytes and in oocytes exposed to chemotherapeutic treatments and potential protectants (Figure -right panel).
- Regulation of angiogenesis in reproductive organs by Pigment epithelium derived factor (PEDF) and treatment of reproductive angiogenic-related pathologies.

Various research methods are routinely used in the laboratory, ranging from *in vivo* animal studies and cells cultures to an array of protein methodologies such as western blotting, immunohistochemistry, molecular biology techniques as well as cellular

and molecular imaging.

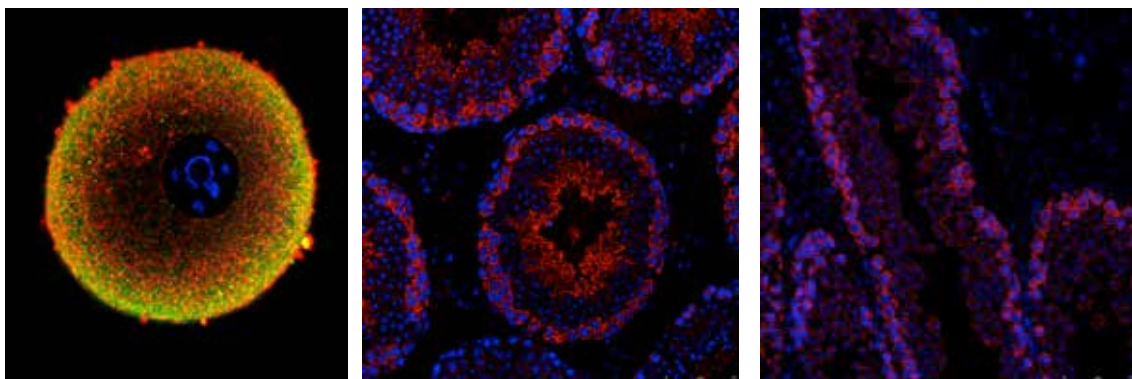
## Publications

Bar-Joseph, H., Stemmer, S.M., Tsarfaty, I., **Shalgi, R.** and Ben Aharon, I. Chemotherapy -induced vascular toxicity – Real-time *in vivo* imaging of vessel impairment. *J Vis Exp.* e51650, <http://www.jove.com/video/51650>, 2015.

Hasky, N., Uri-Belapolsky S., Goldberg, K., Miller, I., Grossman, H., Stemmer, S.M. Ben-Aharon, I.\* and **Shalgi, R.\***. Gonadotropin-releasing hormone agonists for fertility preservation – unraveling the enigma? *Hum Reprod.* 30:1089–1101, 2015.

Grossman, H., Chuderland, D., Ninio-Many, L., Hasky, N., Kaplan-Kraicer, R. and **Shalgi, R.** A novel regulatory pathway in granulosa cells, the LH/human chorionic gonadotropin-microRNA-125a-3p-Fyn pathway, is required for ovulation. *FASEB J.* 29:3206-16, 2015.

Levi, M., Tzabari M., Savion, N., Stemmer, S.M., **Shalgi, R.\*** and Ben-Aharon, I.\* Dexrazoxane exacerbates doxorubicin-induced testicular toxicity. *Reproduction* 150: 357–366, 2015.



Left panel- Human oocyte stained for DNA (blue); cytoskeleton (tubulin; red); protein (Fyn kinase; green). Arrow – Germinal vesicle (genetic material); C- Cytoplasm. Confocal microscopy. Right panels -Section of sperm producing tubules in mouse testis before (left) and after treatment with chemotherapy (right). The drug led to loss of sperm (S) production. DNA (blue); protein (DAZL; red). Immunofluorescent microscopy.

Levi, M., Hasky, N., Stemmer, S.M., **Shalgi, R.\*** and Ben-Aharon, I.\*. Anti-Müllerian hormone is a marker for chemotherapy-induced testicular toxicity. *Endocrinology* en20151310; 2015 [Epub ahead of print]

Miller-Zmora, I., Chuderland, D., Ron-El R., **Shalgi, R.\*** and Ben-Ami, I.\* GnRH agonist modulates PEDF/VEGF ratio inversely to hCG in granulosa cells. *J Clin Endocrinol Metab.* jc20152312. 2015 [Epub ahead of print]

Levi, M., **Shalgi, R.**, Brenner, B., Perl, G., Purim, O., Amit, L., Stemmer, S.M. and Ben-Aharon, I. The impact of oxaliplatin on the gonads – from bedside to the bench. *Mol Hum Reprod* 21(12):885-93 2015

Goldberg, K., Bar Joseph, H., Grossman, H., Hasky, N., Uri-Belapolsky, S., Stemmer, S.M., Chuderland, D\*, **Shalgi, R.\*** and Ben-Aharon, I.\* Pigment epithelium-derived factor alleviates tamoxifen-induced endometrial hyperplasia. *Mol Cancer Ther.* 14(12):2840-9 2015

Bar-Joseph, H., Ben-Ami, I., Ron-El, R., **Shalgi, R.\*** and Chuderland, D\*. Pigment epithelium-derived factor (PEDF) regulation by hCG in granulosa cells. *Reproduction* 151 (2) 179-185, 2016.

Levi, M., Popovtzer, A., Tzabari, M., Mizrahi, A., Savion, N., Stemmer, S.M., **Shalgi, R.** and Ben-Aharon, I. Cetuximab intensifies cisplatin-induced testicular toxicity. *Reprod Biomed Online.* Apr 20. pii: S1472-6483(16)30067-0; 2016

Miller, I., Chuderland, D., Grossman, H., Ron-El R., Ben-Ami, I.\* and **Shalgi, R.\***. The dual role of pigment PEDF in the pathogenesis of OHSS: negating both angiogenic and inflammatory pathways. *J Clin Endocrinol Metab.* 101:4699-4709. 2016.

Uri-Belapolsky, S., Ninio-Many, L., Shaish, A., Levi, M., Harats, D., Kamari, Y\*. and **Shalgi, R.\***. Interleukin

1-alpha deficiency increases the expression of follicle-stimulating hormone receptors in granulosa cells. *Mol. Reprod. Dev.* 84: 460–467. 2017.

Grossman, H., Har-Paz, E., Gindi N., Irit, M., Levi, M., Nevo, N., Galiani, D., Dekel, N. and **Shalgi R.** Regulation of GVBD in mouse oocytes by miR-125a-3p and Fyn kinase through modulation of actin filaments. *Sci Rep.* 7:2238. 2017.

Ben-Aharon I, Levi M, Margel D, Yerushalmi R, Rizel S, Perry S, Sharon E, Hasky N, Abir R, Fisch B, Tobar A, **Shalgi R**, Stemmer SM. Premature ovarian aging in BRCA carriers: a prototype of systemic precocious aging? *Oncotarget.* 9:15931-15941. 2018.

Levi, M., Stemmer, S.M., Stein, J., **Shalgi, R.** and Ben-Aharon, I. Treosulfan induces differential gonadal toxicity profile compared with Busulfan. *Oncotarget* 9:19317-19327. 2018.


Silber, M., Miller, I., Bar-Joseph, H., Ben-Ami I., **Shalgi R.** Elucidating the role of pigment epithelium-derived factor (PEDF) in metabolic PCOS models. *J. Endocrinol.* 2020; 244: 297-308.

Grossman, H\*, Har-Paz, E\*. Gindi N., Irit, M. and **Shalgi R.** Intercellular regulation of miR-125a-3p within mouse ovarian follicle towards ovulation. *Reproduction* 2020; 159: 215-255.

## Reviews

Ninio-Many, L., **Shalgi, R.** and Ben-Aharon, I. miR-125a – Does the difference lie in the isoform? *Cell Cycle.*14:785-6. 2015.

Grossman, H. and **Shalgi, R.** A Role of microRNAs in cell differentiation during gonad development. *Results Probl Cell Differ.*;58:309-36;2016



## Prof. Ronen Zaidel Bar, Ph.D.

Department of Cell and Developmental  
Biology  
Sackler Faculty of Medicine



Email: [zaidelbar@gmail.com](mailto:zaidelbar@gmail.com)  
URL: <http://celladhesionlab.com/>

# Cellular Mechanics and Tissue Morphogenesis

## Positions

Associate Professor, Sackler Faculty of Medicine

Director, Sackler Cellular and Molecular Imaging  
Center (SCMIC)

## Research

Our main interest is in understanding how mechanical forces are generated by cells and how cells use these forces to change shape and move, as happens during cell division, cell migration and tissue morphogenesis. We focus on distinct cellular structures that mediate cell adhesion and contractility: cell-matrix and cell-cell junctions and the actomyosin cytoskeleton. Together, these structures are responsible for the dynamic control of cell and tissue shape during development and homeostasis and their misregulation is associated with various diseases.

We take a multi-scale approach in our investigations, from single proteins to an entire organism, and employ a variety of tools, including genetic engineering, proteomics, biochemistry and bioinformatics, but primarily relying on live imaging with fluorescence microscopy.

Our findings, both in mammalian cells and in the nematode *C. elegans*, are defining the protein

network regulating cell adhesion and contractility in vivo and elucidating molecular mechanisms of mechanosensing and mechanotransduction.

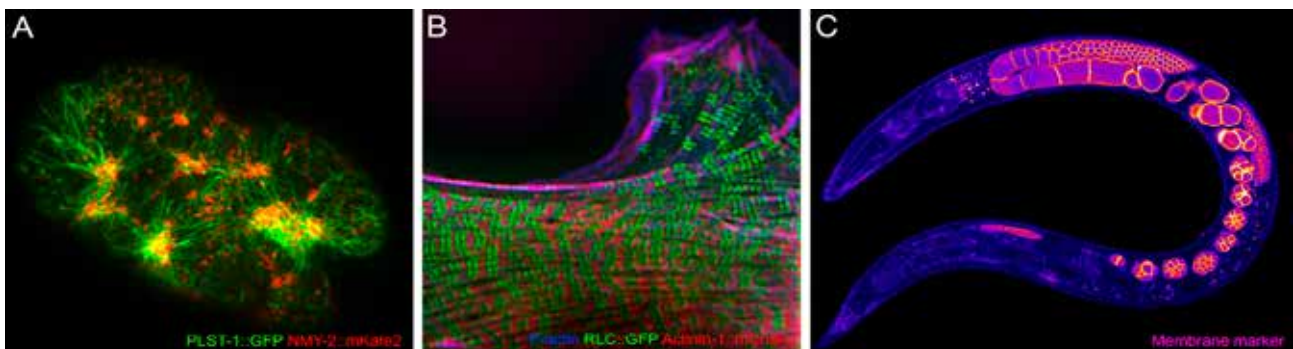
## Publications

Priti A, Ong H-T, Toyama Y, Padmanabhan A, Dasgupta S, Krajnc M, **Zaidel-Bar R**. Syncytial germline architecture is actively maintained by contraction of an internal actomyosin corset (2018) *Nature Communications*, 2018.

Kelly CA, Wirshing ACE, **Zaidel-Bar R**, Cram EJ. The myosin light-chain kinase MLCK-1 relocalizes during *Caenorhabditis elegans* ovulation to promote actomyosin bundle assembly and drive contraction. *Molecular Biology of the Cell* 29(16):1975-1991, 2018.

Chen Z, Oh D, Biswas KH, Yu CH, **Zaidel-Bar R\***, Groves JT. Spatially modulated ephrinA1:EphA2 signaling increases local contractility and global focal adhesion dynamics to promote cell motility. *Proc Natl Acad Sci USA*. 115(25):E5696-E5705, 2018. \*corresponding author

Ding W-Y, Ong H-T, Hara Y, Wongsantichon J, Toyama Y, Robinson R, Nédélec F, **Zaidel-Bar R**. Plastin increases cortical connectivity to facilitate robust



**Actomyosin-generated forces shape cells and tissues:** (A) A contractile actomyosin network at the cortex of a *C. elegans* early embryo. It is essential for cell polarization and division. (B) Actin and myosin self-organize into arrays of parallel stress fibers in a REF52 fibroblast. They are required for cell spreading and adhesion. (C) The germline of *C. elegans*, highlighted by a membrane marker, is like an assembly line for embryos. Actomyosin contractility is essential for maintaining germline architecture and for moving oocytes and embryos along.



## Dr. Daniel Zvi Bar, Ph.D.

Department of Oral Biology, Goldschleger  
School of Dental Medicine  
Sackler Faculty of Medicine



Email: [dbar@tauex.tau.ac.il](mailto:dbar@tauex.tau.ac.il)

# Molecular Biology of Aging

## Position

Senior Lecturer, Sackler Faculty of Medicine

## Research

Aging is the leading risk factor for most causes of death in the western world, including cardiovascular disease, cancer and diabetes. The aging process can be slowed down, as was shown in multiple model organisms. This slowdown is accompanied by delayed onset of multiple common chronic diseases and an inhibition of tumorigenesis. However, translating these findings to humans is not straightforward. We have developed a method to identify the protein composition of organelles and subcellular structures directly from primary tissues. We apply this method to study how subcellular

structures, like the mitochondria and the nuclear envelope, that have key roles in the aging process, change with age. Our lab is located at the Schools of Dental medicine, thus enabling us the access to fresh oral tissue samples from live and consenting participants. By tracking the aging process at a subcellular level, we will gain insights into human aging and highlight tissue specific processes.

## Publications

**Bar DZ**, Collins FS. Antibody-driven proximity labeling in fixed tissues. *Methods Mol Biol.* 2019;2008:73-81.

**Bar DZ**, Atkatsk K, Tavarez U, Erdos MR, Gruenbaum Y, Collins FS. Biotinylation by antibody recognition-a method for proximity labeling. *Nat. Methods* 2018;15, 127–133.

**Bar DZ**, Arlt MF, Brazier JF, Norris WE, Campbell SE, Chines P, Larrieu D, Jackson SP, Collins FS, Glover TW, Gordon LB. A novel somatic mutation achieves partial rescue in a child with Hutchinson-Gilford progeria syndrome. *J Med Genet.* 2017;54(3):212-216.

**Bar DZ**, Charar C, Gruenbaum Y. Small GTPases in *C. elegans* metabolism. *Small GTPases.* 2018;9(5):415-419.

**Bar DZ**, Charar C, Dorfman J, Yadid T, Tafforeau L, Lafontaine DL, Gruenbaum Y. Cell size and fat content of dietary-restricted *Caenorhabditis elegans* are regulated by ATX-2, an mTOR repressor. *Proc Natl Acad Sci USA.* 2016;113(32):E4620-9.

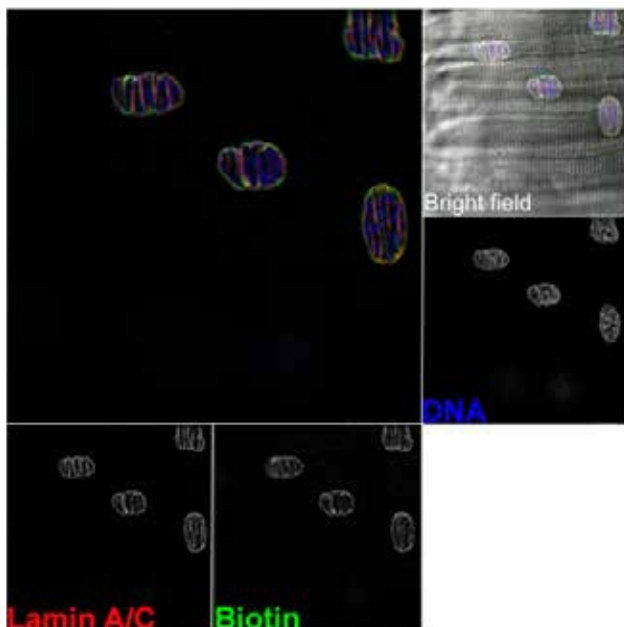


Fig. 1: Nuclear envelope labeling in primary human muscle samples. The shape of the nuclear envelope in primary muscles deviates from the classical view of a round smooth circle. Similarly, significant changes in protein content were seen between primary muscle sample and cell culture.



polarization and timely cytokinesis. *Journal of Cell Biology* 216(5): 1371-1386. 2017.

Hu S, Dasbiswas K, Guo Z, Tee Y-H, Thiagarajan V, Hersen P, Chew L, Safran S, **Zaidel-Bar R\*** and Bershadsky AD\*. Long range self-organization of cytoskeletal myosin-II filament stacks. *Nature Cell Biology* 19(2):133-141. 2017. \*corresponding author

Bertocchi C, Wang Y, Ravasio A, Wu Y, Sailov T, Baird MA, Davidson MW, **Zaidel-Bar R**, Ladoux B, Mege RM, and Kanchanawong P. Nanoscale architecture of cadherin-based adhesions. *Nature Cell Biology* 19(1):28-37. 2017.

Padmanabhan A, Ong H-T and **Zaidel-Bar R**. Non-junctional E-Cadherin Clusters Regulate the Actomyosin Cortex in the *C. elegans* Zygote. *Current Biology* 27:1-10. 2017.

Vaman Rao M and **Zaidel-Bar R**. Formin-mediated actin polymerization at cell-cell junctions stabilizes E-cadherin and maintains monolayer integrity during wound repair. *Molecular Biology of the Cell* 27(18):2844-56. 2016.

Biswas KH, Hartman KL, **Zaidel-Bar R\*** and Groves JT\*. Sustained  $\alpha$ -catenin conformational activation at E-cadherin junctions in the absence of mechanical force. *Biophysical Journal* 111(5):1044-52. 2016. \*corresponding author

Budirahardja Y, Tan PY, Doan T, Weisdepp P, **Zaidel-Bar R**. The AP-2 transcription factor APTF-2 is required for neuroblast and epidermal morphogenesis in *Caenorhabditis elegans* embryogenesis. *PLoS Genetics* 12(5):e1006048. 2016.

Biswas KH, Hartman KL, Yu C-H, Harrison OJ, Song H, Smith AW, Huang WYC, Lin W-C, Guo Z, Padmanabhan A, Troyanovsky SM, Dustin ML, Shapiro L, Honig B, **Zaidel-Bar R** and Groves JT E-cadherin junction formation involves an active kinetic nucleation process. *PNAS* 112(35):10932-7. 2015.

Erami Z, Anannya O, Schwarz JP, Timpson P, Yao W, **Zaidel-Bar R**, and Anderson KI. There are four dynamically and functionally distinct populations of E-cadherin in cell junctions. *Biology Open* 4(11):1481-9. 2015.

Hu S, Tee YH, Kabla A, **Zaidel-Bar R**, Bershadsky A, Hersen P. Structured illumination microscopy reveals focal adhesions are composed of linear subunits. *Cytoskeleton* 72(5):235-45. 2015.

Budirahardja Y, Doan T, and **Zaidel-Bar R**. Glycosyl phosphatidylinositol anchor biosynthesis is essential for maintaining epithelial integrity during *Caenorhabditis elegans* embryogenesis. *PLoS Genetics* 11(3):e1005082. 2015.

Wu Y, Kanchanawong P, and **Zaidel-Bar R**. Actin-delimited adhesion-independent clustering of E-cadherin forms the nanoscale building blocks of adherens junctions. *Developmental Cell* 32(2):139-54. 2015.

Tan P-Y and **Zaidel-Bar R**. Transient membrane localization of SPV-1 drives cyclical actomyosin contractions in the *C. elegans* spermatheca. *Current Biology* 25(2):141-51. 2015.

## Reviews

Agarwal P, **Zaidel-Bar R**. Principles of Actomyosin Regulation In Vivo. *Trends Cell Biol.* 2018. pii: S0962-8924(18)30161-2.

Sethi K, Cram EJ, **Zaidel-Bar R**. Stretch-induced actomyosin contraction in epithelial tubes: Mechanotransduction pathways for tubular homeostasis. *Semin Cell Dev Biol.* 2017 pii: S1084-9521(17)30176-3. 2017.

Biswas KH, **Zaidel-Bar R**. Early events in the assembly of E-cadherin adhesions. *Experimental Cell Research.* pii: S0014-4827(17)30090-3. 2017.

Padmanabhan A, Vaman Rao M, Yao W, and **Zaidel-Bar R**. Jack of all trades: functional modularity in adherens junctions. *Current Opinion in Cell Biology* 36:32-40. 2015.

**Zaidel-Bar R**, Gou Z, and Luxenburg C. The contractome – a systems view of actomyosin contractility in non-muscle cells. *Journal of Cell Science* 128(12):2209-17. 2015.

## Grants

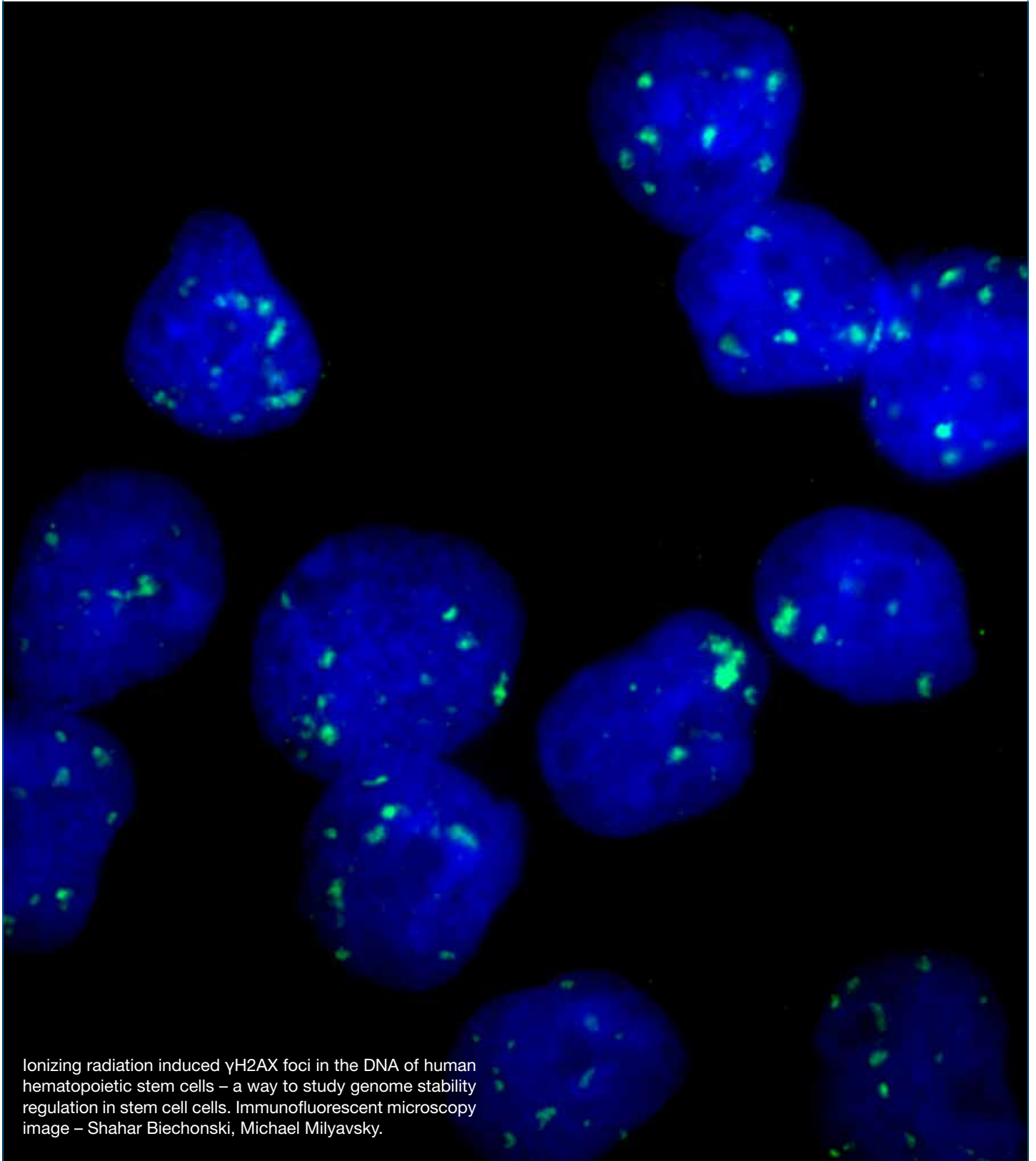
2017 –2020 Israel Science Foundation Research grant: Mechanotransduction in contractile tubes: using the *C. elegans* spermatheca as a model to study the regulation of RHO-1- and Ca<sup>2+</sup>-dependent actomyosin contractility in response to stretching.

2017 –2020 Israel Science Foundation Equipment Grant

2018-2020 Israel Cancer Research Fund Acceleration grant: Elucidating the role of the upstream partner in oncogenic ALK gene fusions

2018-2022 United-States – Israel Bilateral Science Foundation: Elucidating the role of ERM proteins in cytoskeletal orientation in a contractile tissue

# Stem Cells, Regenerative Medicine and Aging



Ionizing radiation induced  $\gamma$ H2AX foci in the DNA of human hematopoietic stem cells – a way to study genome stability regulation in stem cell cells. Immunofluorescent microscopy image – Shahar Biechonski, Michael Milyavsky.



## Prof. Dafna Benayahu, Ph.D.

Department of Cell and Developmental  
Biology  
Sackler Faculty of Medicine



Email: dafnab@post.tau.ac.il

# Musculoskeletal – Stem Cells and Nanotechnology

## Position

Professor, Sackler Faculty of Medicine

Head, Marian Gertner Institute for Medical  
Nanosystems

## Research

Our interest is to follow the differentiation of skeletal stem cells and their lineage fate. The balance between skeletal stem cells and the adipose lineage is studied at the cellular and molecular biology levels. In silico characterization using bioinformatics of genes profiling and identification of biomarkers networks to identify markers for stem cells. Recent projects we gave shown that biomechanics play a role in the stem cells activation and function under normal physiology and along aging. The ultimate goal of the research is to study how to improve the stem cells functionality. Such knowledge will provide novel approaches to combat skeletal changes due to aging or metabolic disease. The use of stem cell is also developed towards tissue regeneration along with development of novel collagen-based-scaffold.

Research methods used include bioinformatics, gene cloning, qRT-PCR, cell biology analysis including immunofluorescence, scanning electron microscopy and biochemistry. Nanotechnology combines the cell fate differentiation with multidisciplinary approaches for the development of new platforms for cell analysis.

## Publications

Shkolyar A, Gefen A, **Benayahu D**, Greenspan H. Automatic detection of cell divisions (mitosis) in live-imaging microscopy images using Convolutional Neural Networks. *Conf Proc IEEE Eng Med Biol Soc.* 2015;2015:743-6.

Salomon-Kent R, Marom R, John S, Dunder M, Schiltz LR, Gutierrez J, Workman J, **Benayahu D**, Hager GL. New face for chromatin-related mesenchymal modulator: n-chd9 localizes to nucleoli

and interacts with ribosomal genes. *J Cell Physiol.* 2015;230(9):2270-80.

Shoham N, Mor-Yossef Moldovan L, **Benayahu D**, Gefen A. Multiscale modeling of tissue-engineered fat: is there a deformation-driven positive feedback loop in adipogenesis? *Tissue Eng Part A.* 2015;21(7-8):1354-63.

Katzengold R, Shoham N, **Benayahu D**, Gefen A. Simulating single cell experiments in mechanical testing of adipocytes. *Biomech Model Mechanobiol.* 2015;14(3):537-47.

Katzengold R, **Benayahu D**, Gefen A. 2015 Simulating single cell experiments in mechanical testing of adipocytes. *Biomechanics and Modeling in Mechanobiology* 14: 537-547.

Yildirima C, **Benayahu D**, Adamovskia M, Wollenberger U. 2015. An electrochemical assay for differentiation of the osteoblastic cell line (MBA-15) on the sensor chip. *Electroanalysis* 27:1350-1358.

Sharabi M, **Benayahu D**, Benayahu Y, Issacs J, Haj-Ali R, 2015. Laminated Collagen-based bio-composites for tailor designed soft tissue mimetics. *Composites Science and Technology* 117:268-275.

Shoham N, Levy A, Shabshin N, **Benayahu D**, Gefen A. A multiscale modeling framework for studying the mechanobiology of sarcopenic obesity. 2016;16:275-295.

Mandelberg Y, **Benayahu D**, Benayahu Y. Octocoral Sarcophyton auritum Verseveldt & Benayahu, 1978: Microanatomy and Presence of Collagen Fibers. *Biol Bull.* 2016;230(1):68-77.

Yang X, Li Y, Liu X, Huang Q, He W, Zhang R, Feng Q, **Benayahu D**. The stimulatory effect of silica nanoparticles on osteogenic differentiation of human mesenchymal stem cells. *Biomed Mater.* 2016;12:015001.

Shemesh S, Sidon E, Kaisler E, Sheinis D, Velkes S, Ohana N, **Benayahu D**. Diabetes mellitus is

associated with increased elastin fiber loss in ligamentum flavum of patients with lumbar spinal canal stenosis: results of a pilot histological study. *Eur Spine J.* 2018;27:1614-1622.

Yang X, Liu X, Li Y, Huang Q, He W, Zhang R, Feng Q, **Benayahu D.** The negative effect of silica nanoparticles on adipogenic differentiation of human mesenchymal stem cells. *Mater Sci Eng C Mater Biol Appl.* 2017;81:341-348.

Sharabi M, Levi-Sasson A, Wolfson R, Wade KR, Galbusera F, **Benayahu D,** Wilke HJ, Haj-Ali R. The mechanical role of the radial fibers network within the annulus fibrosus of the lumbar intervertebral disc: a finite elements study. *J Biomech Eng.* 2018.

**Benayahu D,** Sharabi M, Pomeraniec L, Awad L, Haj-Ali R, Benayahu Y. Unique collagen fibers for biomedical applications. *Mar Drugs.* 2018;16(4).

Lustig M, Gefen A, **Benayahu D.** Adipogenesis and lipid production in adipocytes subjected to sustained tensile deformations and elevated glucose concentration: a living cell-scale model

system of diabetes. *Biomech Model Mechanobiol.* 2018;17:903-913.

Mor-Yossef Moldovan L, Lustig M, Naftaly A, Mardamshina M, Geiger T, Gefen A, **Benayahu D.** Cell shape alteration during adipogenesis is associated with coordinated matrix cues. *J Cell Physiol.* 2019;234(4):3850-3863.

### Reviews

**Benayahu D,** Wiesenfeld Y, Sapir-Koren R. How is mechanobiology involved in mesenchymal stem cell differentiation toward the osteoblastic or adipogenic fate? *J Cell Physiol.* 2019.

### Grants

2016-2019 Ministry of Science Cooperation, Jointly with Prof. R. Haj-Ali

2016-2020 Israel Science Foundation, Jointly with Prof. A. Gefen





## Dr. Chen Luxenburg, Ph.D.

Department of Cell & Developmental Biology  
Sackler Faculty of Medicine



E-mail: [lux@post.tau.ac.il](mailto:lux@post.tau.ac.il)  
[www.luxenburglab.com](http://www.luxenburglab.com)

# Cytoskeletal Regulation of Epidermal Stem Cells

## Position

Senior Lecturer, Sackler Faculty of Medicine

Head, Graduate School International Program

Director, Biomed@TAU Research Hub, Developmental Biology

## Research

Our laboratory studies how cytoskeleton-derived signals control stem cell's ability to give rise to a functional tissue during development, to maintain it throughout life and repair it upon wounding.

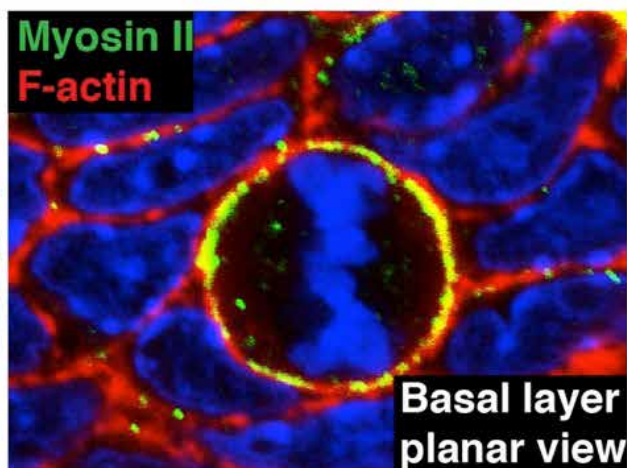
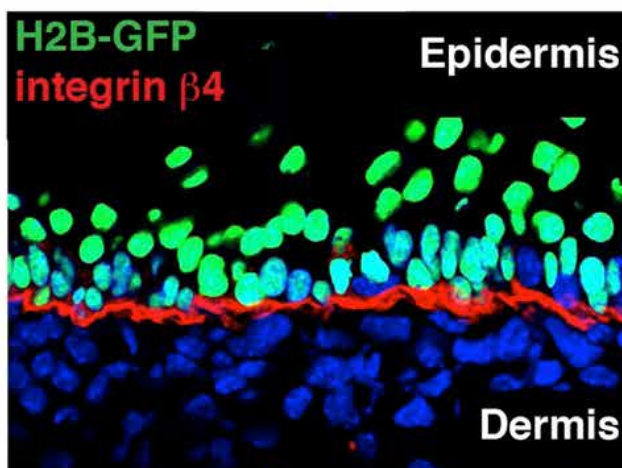
The actomyosin cytoskeleton is a complex cellular structure that plays a role in many biological processes. Classic studies established its role in cell structural organization. However, new studies demonstrate that the cytoskeleton plays a major role in regulatory processes that control signal

transduction, gene expression and stem cell lineage specification.

Our laboratory uses the skin epidermis as its main model system. Projects in the lab explore both skin development and skin common diseases such as cancer and psoriasis. In addition to classic genetic tools and *in vivo* models we also use state of the art technology to manipulate stem cells *in utero*. Genome wide analysis of gene expression, quantitative digital microscopy and a variety of molecular and cellular methods are all commonly used in our lab.

## Publications

**Luxenburg C**, Heller E, Pasolli HA, Chai S, Nikolova M, Stokes N, Fuchs E. Wdr1-mediated cell shape dynamics and cortical tension are essential for epidermal planar cell polarity. *Nat Cell Biol.* 2015;17:592-604.



Left hand side: We use state of the art *in utero* injections of lentivirus (H2B-GFP+ cells in the epidermis) to manipulate gene expression in epidermal stem cells/progenitors early in embryonic development, before cell fate specification.

Right hand side: Whole mount image of embryonic epidermis showing an early mitotic cell and its interphase neighbors in planar view. Note the dramatic differences in cell shape. We demonstrated that mitotic rounding is important for cells ability to orient their spindle and undergo asymmetric cell division.

Zaidel-Bar R, Zhenhuan G, **Luxenburg C**. The contractome--a systems view of actomyosin contractility in non-muscle cells. *J Cell Sci*. 2015;128:2209-17.

Peled A, Sarig O, Samuelov L, Bertolini M, Ziv L, Weissglas-Volkov D, Eskin-Schwartz M, Adase CA, Malchin N, Bochner R, Fainberg G, Goldberg I, Sugawara K, Baniel A, Tsuruta D, **Luxenburg C**, Adir N, Duverger O, Morasso M, Shalev S, Gallo RL, Shomron N, Paus R, Sprecher E. (2016) Mutations in TSPEAR, encoding a regulator of Notch signaling, affect tooth and hair follicle morphogenesis. *PLoS Genet* 13;12:e1006369.

Dor-On E, Raviv S, Cohen Y, Adir O, Padmanabhan K, **Luxenburg C**. (2017) T-plastin is essential for basement membrane assembly and epidermal morphogenesis. *Sci Signal*. 2017;10(481).

SOX2 regulates P63 and stem/progenitor cell state in the corneal epithelium. Bhattacharya S, Serron L, Nir E, Dhiraj D, Altshuler A, Khreish M, Tiosano B, Hasson P, Panman L, **Luxenburg C**, Aberdam D, Shalom-Feuerstein R. *Stem Cells*. 2018.

#### Reviews

**Luxenburg C**, Geiger B. (2017) Multiscale view of cytoskeletal mechanoregulation of cell and tissue polarity. *Handb Exp Pharmacol*. 235:263-284

#### Grants

2015-2020 Israel Science Foundation (ISF) Grant



Dr. Michael Milyavsky, Ph.D.

Department of Pathology  
Sackler Faculty of Medicine



E-mail: mmilyavsky@post.tau.ac.il

## DNA Damage Response in Normal and Leukemia Hematopoietic Stem Cells

### Position

Senior Lecturer, Sackler Faculty of Medicine

### Research

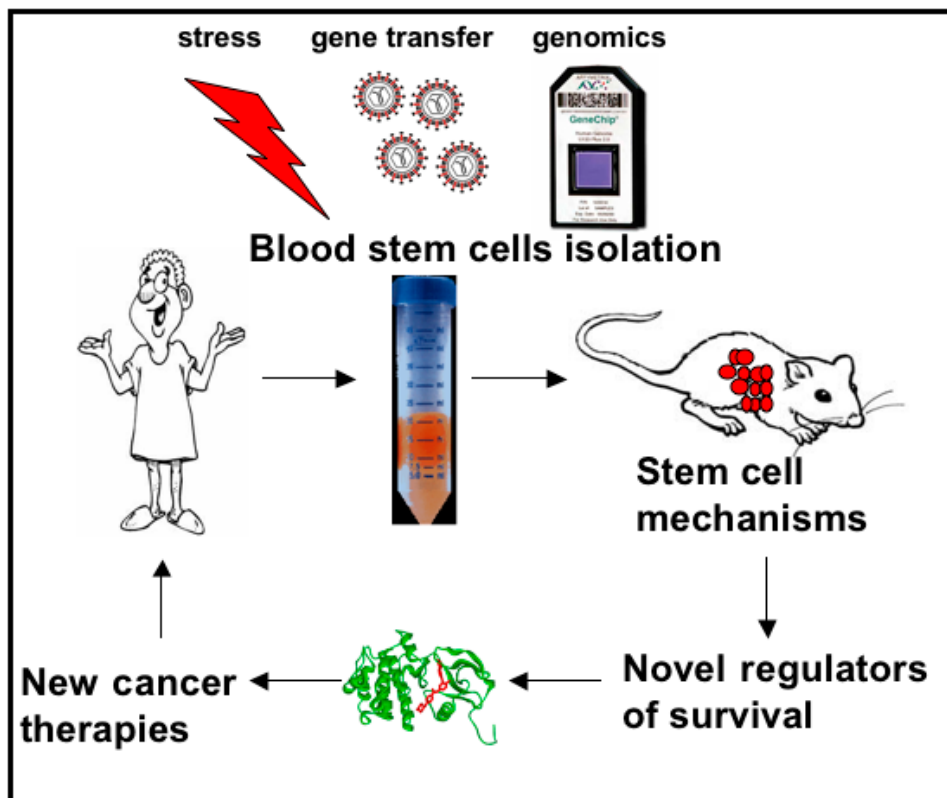
Accumulation of unrepaired DNA damage in hematopoietic stem cells (HSC) is associated with bone marrow failure and accelerated leukemogenesis. Our laboratory aims to understand how HSC cope with DNA damage to preserve normal blood regeneration and to limit the risk of leukemogenesis. In addition, we strive to discover how leukemia stem cells escape therapy and try to devise strategies to prevent this from happening. To address these questions we study DNA damage signaling and its outcomes in highly purified human normal and leukemia cell subsets. We employ flow cytometry,

immunofluorescent and biochemical analyses, lentiviral gene transfer-mediated functional screens, expression/microRNA profiling, clonal *in vitro* assays and, most importantly, *in vivo* repopulation mouse assays of human normal HSC and leukemia-initiating cells.

### Publications

**Milyavsky M**, Gole B, Wiesmüller L. Replication stress in MLL-rearrangements. *Oncoscience*. 2015;2:938-9.

Biechonski, S., Gourevich, D., Rall, M., Aqage, N., Yassin, M., Zipin-Roitman, A., Trakhtenbrot, L., Olender, L., Raz, Y., Wiesmuller, L., Jaffa, A. J., Grisaru, D., Elad, D., and **Milyavsky, M.** 2017. Quercetin alters DNA damage response in human hematopoietic cells via Topoll- and PI3K- dependent



mechanisms that contribute to MLL rearrangements. *Int J Cancer*, 15; 140(4):864-876.

Zipin-Roitman, A., Aqaq, N., Yassin, M., Biechonski, S., Amar, M., van Delft, M.F., Gan, O.I., McDermott, S.P., Buzina, A., Ketela, T., Shlush, L., Xie, S., Voisin, V., Moffat, J., Minden, M., Dick, J.E., **Milyavsky, M.** 2017. SMYD2 Lysine methyltransferase regulates leukemia cell growth and regeneration after genotoxic stress. *Oncotarget*, 8:16712-16727

Raz Y, Cohen N, Shani O, Bell RE, Novitskiy SV, Abramovitz L, Levy C, **Milyavsky M**, Leider-Trejo L, Moses HL, Grisaru D, Erez N. Bone marrow-derived fibroblasts are a functionally distinct stromal cell population in breast cancer. *J Exp Med*. 2018;215:3075-3093.

Tiram G, Ferber S, Ofek P, Eldar-Boock A, Ben-Shushan D, Yeini E, Krivitsky A, Blatt R, Almog N, Henkin J, Amsalem O, Yavin E, Cohen G, Lazarovici P, Lee JS, Ruppin E, **Milyavsky M**, Grossman R, Ram Z, Calderón M, Haag R, **Satchi-Fainaro R**. Reverting the molecular fingerprint of tumor dormancy as a therapeutic strategy for glioblastoma. *FASEB J*. 2018:fj201701568R.

Biechonski S, Olender L, Zipin-Roitman A, Yassin M, Aqaq N, Marcu-Malina V, Rall-Scharpf M, Trottier M, Meyn MS, Wiesmüller L, Beider K, Raz Y, Grisaru D, Nagler A, **Milyavsky M**. *Sci Rep*. 2018;8:6071.

Yassin M, Aqaq N, Yassin AA, van Galen P, Kugler E, Bernstein BE, Koren-Michowitz M, Canaani J, Nagler A, Lechman ER, Dick JE, Wienholds E, Izraeli S, **Milyavsky M**. A novel method for detecting the cellular stemness state in normal and leukemic human hematopoietic cells can predict disease outcome and drug sensitivity. *Leukemia*. 2019.

Gold A, Eini L, Nissim-Rafinia M, Viner R, Ezer S, Erez K, Aqaq N, Hanania R, **Milyavsky M**, Meshorer E, Goldberg M. Spironolactone inhibits the growth of cancer stem cells by impairing DNA damage response. *Oncogene*. 2019.

## Reviews

Flach J, **Milyavsky M**. Replication stress in hematopoietic stem cells in mouse and man. *Mutat Res*. 2018;808:74-82.

## Grants

2014-2019 Israel Science Foundation (ISF) Grant: Elucidation of DNA damage response mechanisms in human normal and malignant hematopoietic stem cells.



updated KBA April 6